



GOVERNMENT AUTONOMOUS COLLEGE ROURKELA



PARENT FEEDBACK ANALYSIS REPORT 2022-23

CONTENT

SL. NO.	TOPIC	PAGE NO.
1	Introduction	1
2	Feedback objectives	1
3	Overview of Form Questionnaires	1
4	Analysis and outcomes	2
5	Recommendations and suggestions	2
6	Biotechnology analysis report	03
7	Botany analysis report	09
8	Chemistry analysis report	15
9	Commerce analysis report	21
10	Computer science analysis report	27
11	Economics analysis report	33
12	Education analysis report	39
13	ETC analysis report	45
14	English analysis report	51
15	Geography analysis report	57
16	Geology analysis report	63
17	Hindi analysis report	69
18	History analysis report	75
19	Home Science analysis report	81
20	Library and Information Science analysis report	87
21	Mathematics analysis report	93
22	MTC analysis report	99
23	Odia analysis report	105
24	Philosophy analysis report	111
25	Physics analysis report	117
26	Political science analysis report	123
27	Psychology analysis report	129
28	Sociology analysis report	135
29	Statistics analysis report	141
30	Zoology analysis report	147

REPORT OF PARENT'S FEEDBACK ANALYSIS FOR THE ACADEMIC YEAR 2022-23

Government Autonomous College, Rourkela was established with the mission to provide guidance, enhancing potential, encouraging students to follow their dreams and helping them become successful citizens of the nation and the world. Parents entrust the future of their children into our hands and it is imperative to know their views, opinions and suggestions. Feedback from parents allows the institute to evaluate its service provision and thus cater to providing excellent service towards the students. The feedback analysis process has put an increasing emphasis on the need for involvement of parents in the quality assurance of excellent education. Parent's involvement requires that they play an active role in participating for the holistic development of their children. Parents Feedback Form (link) is on the college website for the parents of undergraduate students to evaluate the institution. This initiative of collecting feedback is done by the IQAC of the college.

Parent's feedback has the following main objectives:

1. To provide parents the opportunity to comment on the quality of their ward's learning experience.
2. To assess the success of academic provision in relation to the expectations of both the parents and the students.
3. To provide feedback to the faculties in order to improve delivery and/or content of the curriculum.

The parent's feedback form focuses on the following issues:

- Q.1) Your opinion about the academic standard of the Institute.
- Q.2) Assessment about the teaching/learning process in the Institute.
- Q.3) College have a satisfactory system of monitoring student's progress
- Q.4) The impact of teacher in motivating your ward.
- Q.5) Your rating about the Teacher-Student relationship.
- Q.6) Your overall rating about our teacher.
- Q.7) Your rating about the Institute Discipline?
- Q.8) Good Learning resources and Infrastructure (i.e. Library Resources, Laboratory, Internet Access, Hostel facilities, Canteen facilities etc.) provided by the college.
- Q.9) Friendliness and Courteousness of the Institute Teaching and Non-teaching staff .



Q.10) You experience a sense of parental pride when you say your child is from this college?

Q.11) You will recommend this college to others.

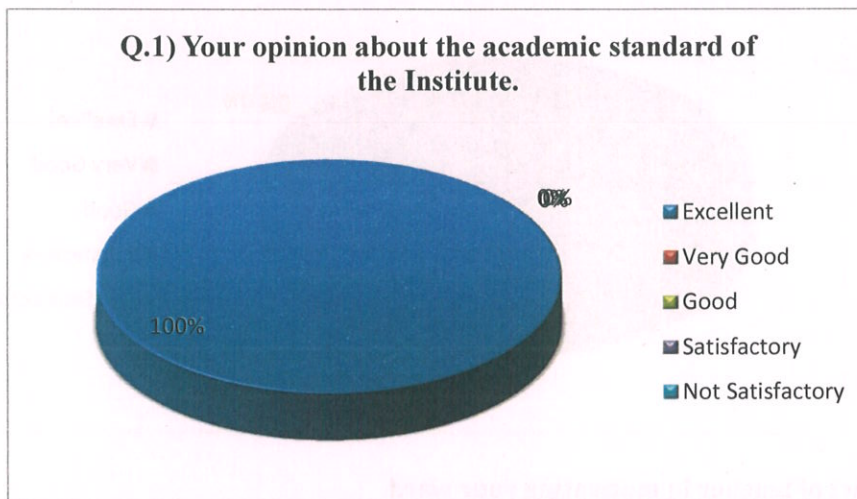
Q.12) Your overall rating about the Institute Management.

The parents feedback suggested that the administrative staff to have been rated as co-operative. The parents strongly feel that the infrastructure, ambience and facilities are also the plus point of the institution and many of them found the college to be a good place for their children to have a learning experience. A good percentage of the parents found the overall academic skills and knowledge of the college's faculty as good and the quality of teaching satisfactory, but thought that the use of ICT can be increased further. The parents are agreeable to the fact that the mentors of the college were good. Many of the parents feel that there should be increase in the number of seat strength in the hostels. A good percentage of the parents felt sports opportunities needed improvement but they are satisfied with extra-curricular activities and the facilities provided therewith. Finally, majority of the parents agree that the college has a good learning environment with the staff being friendly and approachable to students whenever they have required the need for it.

NAME OF THE DEPARTMENT: BIOTECHNOLOGY

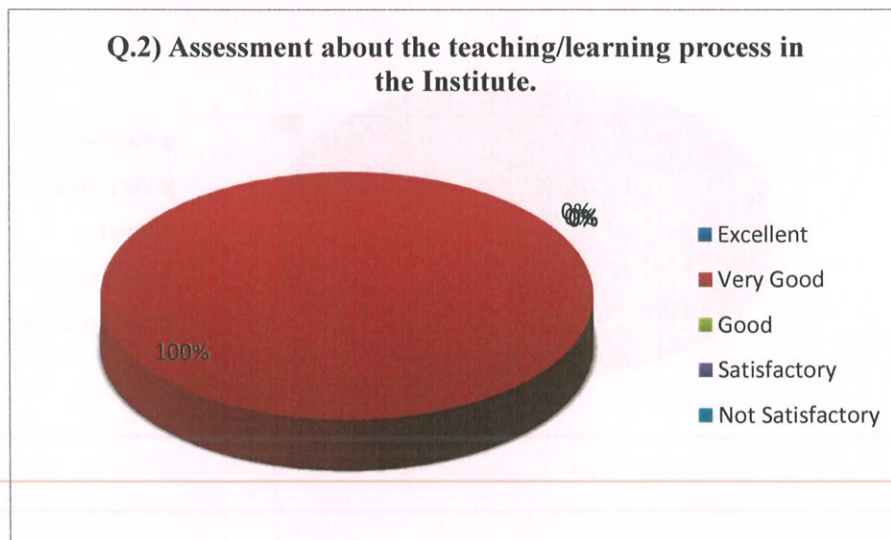
Q.1) Your opinion about the academic standard of the Institute.

	Grade	No. of Parents	Percentage
Q.1)	Excellent	1	100.00%
	Very Good	0	0.00%
	Good	0	0.00%
	Satisfactory	0	0.00%
	Not Satisfactory	0	0.00%



Q.2) Assessment about the teaching/learning process in the Institute.

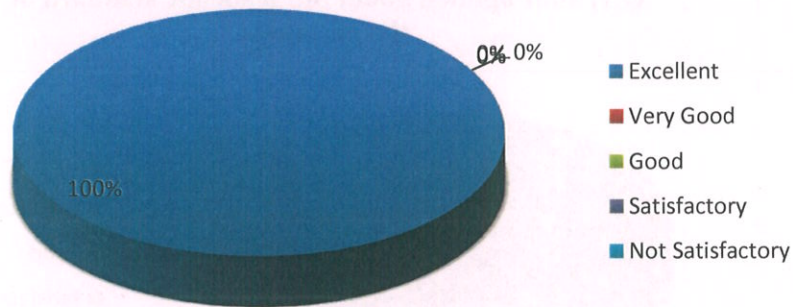
	Grade	No. of Parents	Percentage
Q.2)	Excellent	0	0.00%
	Very Good	1	100.00%
	Good	0	0.00%
	Satisfactory	0	0.00%
	Not Satisfactory	0	0.00%



Q.3) College have a satisfactory system of monitoring student's progress.

	Grade	No. of Parents	Percentage
Q.3)	Excellent	1	100.00%
	Very Good	0	0.00%
	Good	0	0.00%
	Satisfactory	0	0.00%
	Not Satisfactory	0	0.00%

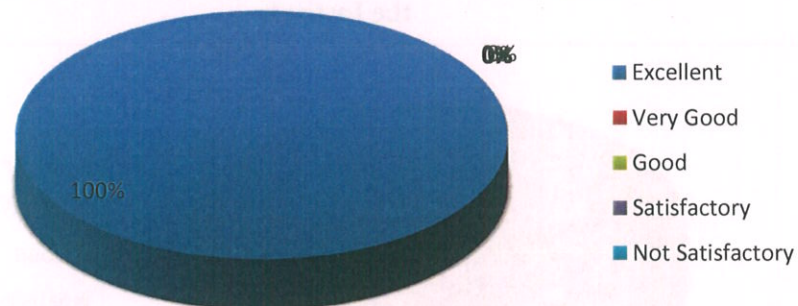
Q.3) College have a satisfactory system of monitoring student's progress



Q.4) The impact of teacher in motivating your ward.

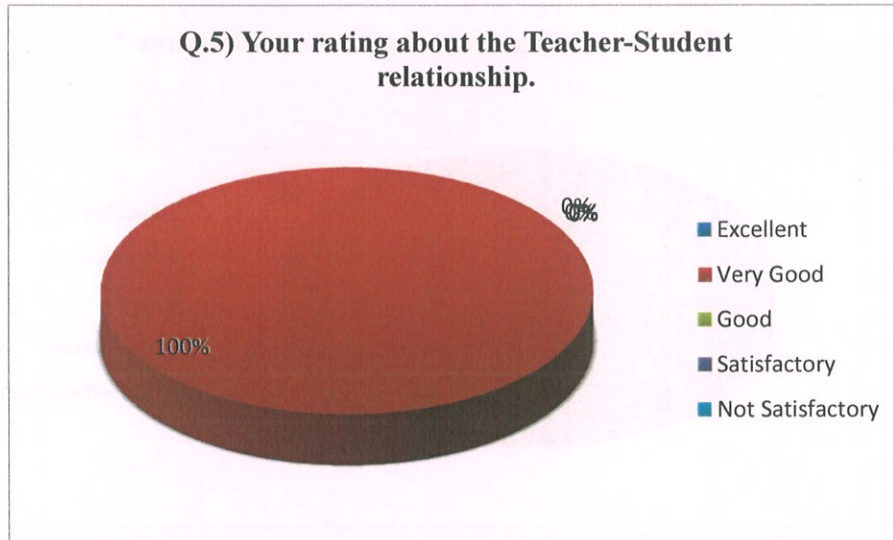
	Grade	No. of Parents	Percentage
Q.4)	Excellent	1	100.00%
	Very Good	0	0.00%
	Good	0	0.00%
	Satisfactory	0	0.00%
	Not Satisfactory	0	0.00%

Q.4) The impact of teacher in motivating your ward.



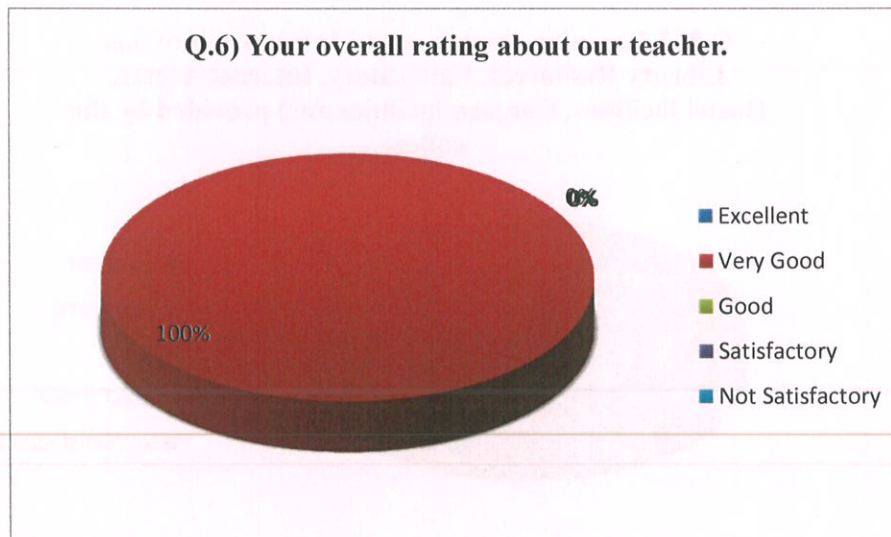
Q.5) Your rating about the Teacher-Student relationship.

	Grade	No. of Parents	Percentage
Q.5)	Excellent	0	0.00%
	Very Good	1	100.00%
	Good	0	0.00%
	Satisfactory	0	0.00%
	Not Satisfactory	0	0.00%



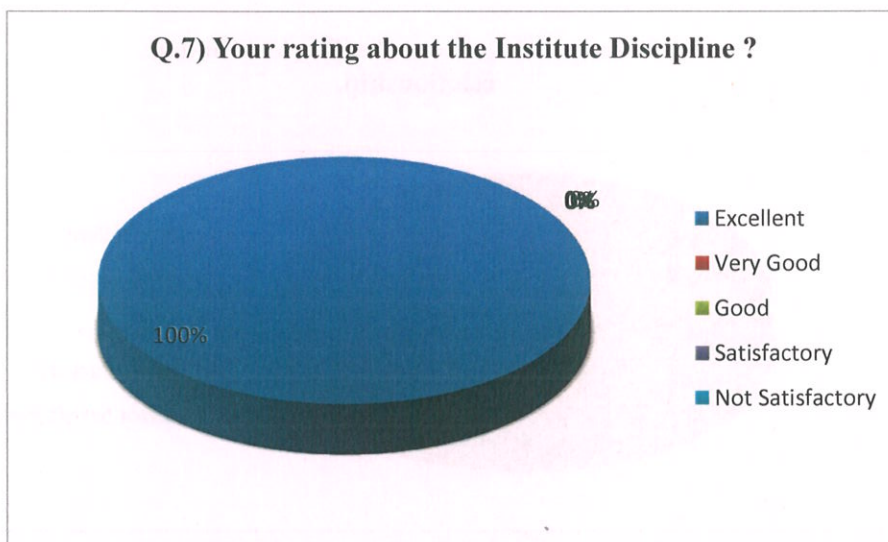
Q.6) Your overall rating about our teacher.

	Grade	No. of Parents	Percentage
Q.6)	Excellent	0	0.00%
	Very Good	1	100.00%
	Good	0	0.00%
	Satisfactory	0	0.00%
	Not Satisfactory	0	0.00%



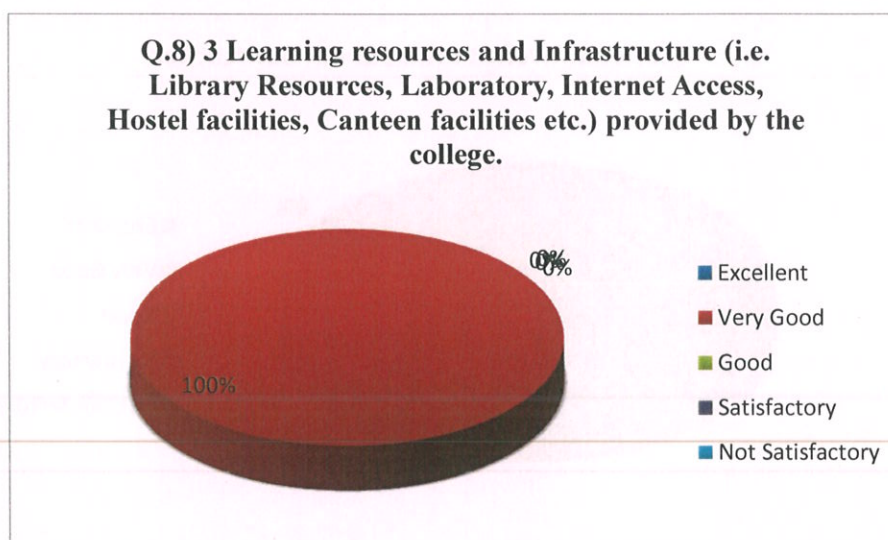
Q.7) Your rating about the Institute Discipline?

	Grade	No. of Parents	Percentage
Q.7)	Excellent	1	100.00%
	Very Good	0	0.00%
	Good	0	0.00%
	Satisfactory	0	0.00%
	Not Satisfactory	0	0.00%



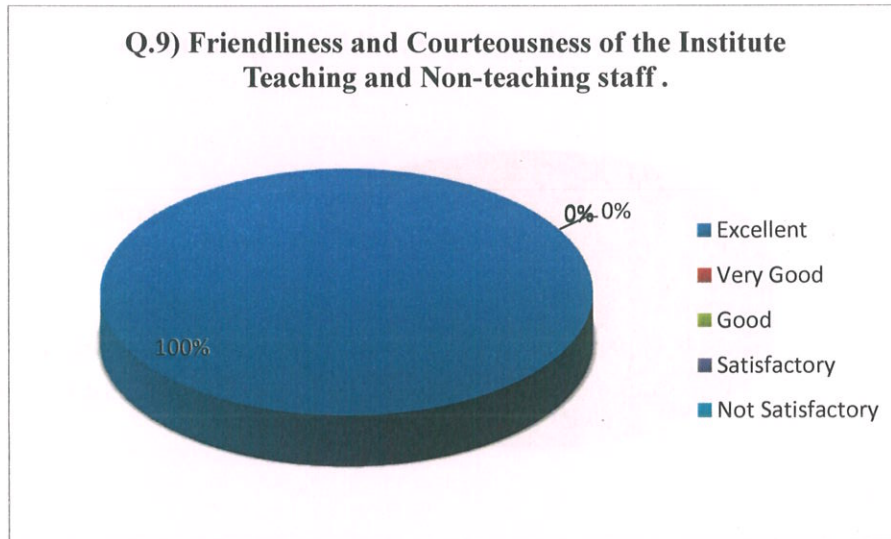
Q.8) 3 Learning resources and Infrastructure (i.e. Library Resources, Laboratory, Internet Access, Hostel facilities, Canteen facilities etc.) provided by the college.

	Grade	No. of Parents	Percentage
Q.8)	Excellent	0	0.00%
	Very Good	1	100.00%
	Good	0	0.00%
	Satisfactory	0	0.00%
	Not Satisfactory	0	0.00%



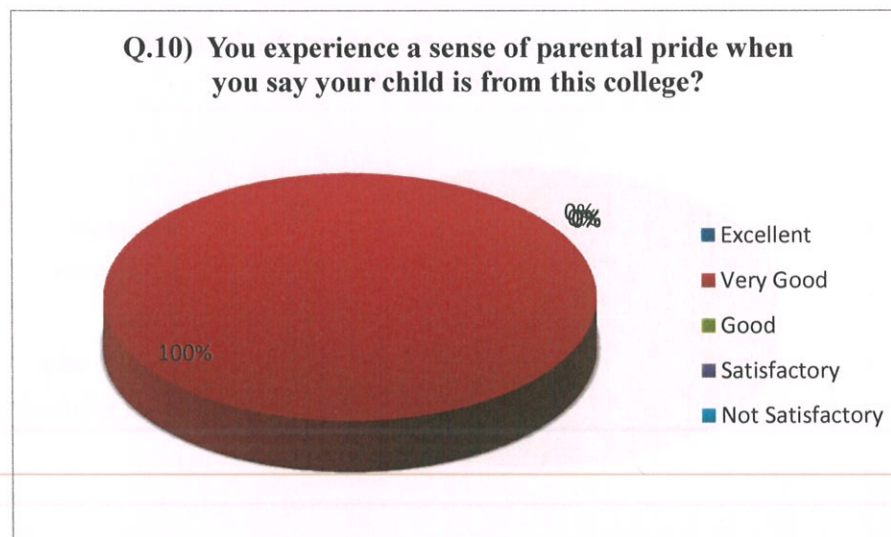
Q.9) Friendliness and Courteousness of the Institute Teaching and Non-teaching staff.

	Grade	No. of Parents	Percentage
Q.9)	Excellent	1	100.00%
	Very Good	0	0.00%
	Good	0	0.00%
	Satisfactory	0	0.00%
	Not Satisfactory	0	0.00%



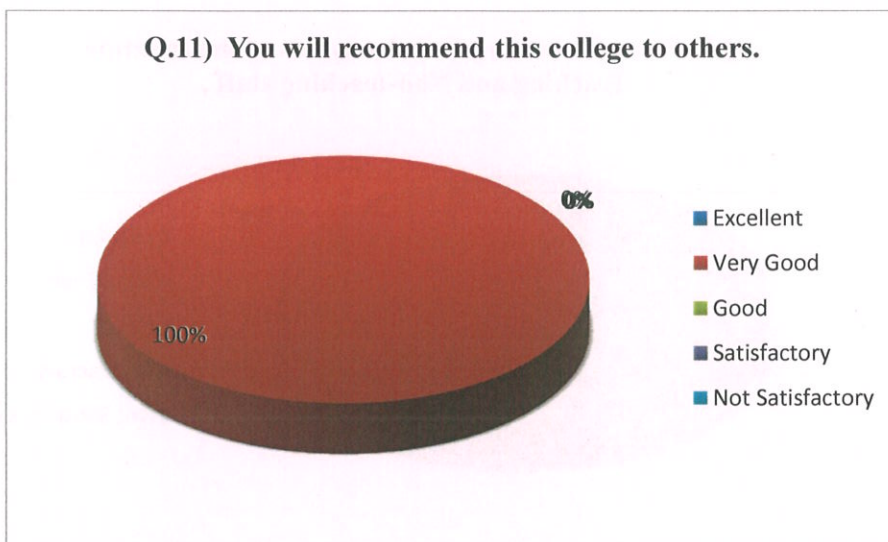
Q.10) You experience a sense of parental pride when you say your child is from this college?

	Grade	No. of Parents	Percentage
Q.10)	Excellent	0	0.00%
	Very Good	1	100.00%
	Good	0	0.00%
	Satisfactory	0	0.00%
	Not Satisfactory	0	0.00%



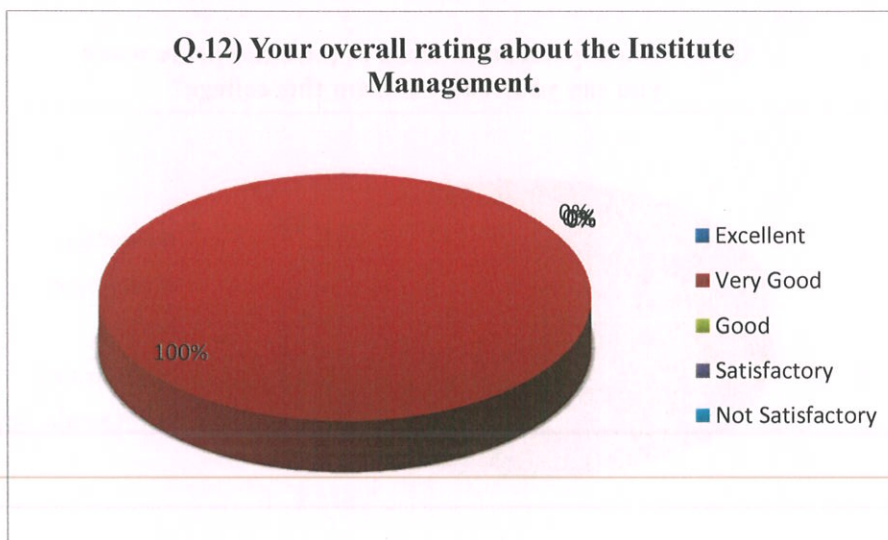
Q.11) You will recommend this college to others.

	Grade	No. of Parents	Percentage
Q.11)	Excellent	0	0.00%
	Very Good	1	100.00%
	Good	0	0.00%
	Satisfactory	0	0.00%
	Not Satisfactory	0	0.00%



Q.12) Your overall rating about the Institute Management.

	Grade	No. of Parents	Percentage
Q.12)	Excellent	0	0.00%
	Very Good	1	100.00%
	Good	0	0.00%
	Satisfactory	0	0.00%
	Not Satisfactory	0	0.00%

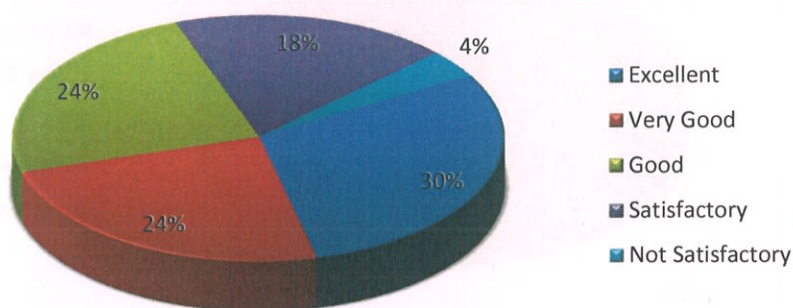


NAME OF THE DEPARTMENT: BOTANY

Q.1) Your opinion about the academic standard of the Institute.

	Grade	No. of Parents	Percentage
Q.1)	Excellent	16	29.63%
	Very Good	13	24.07%
	Good	13	24.07%
	Satisfactory	10	18.52%
	Not Satisfactory	2	3.70%

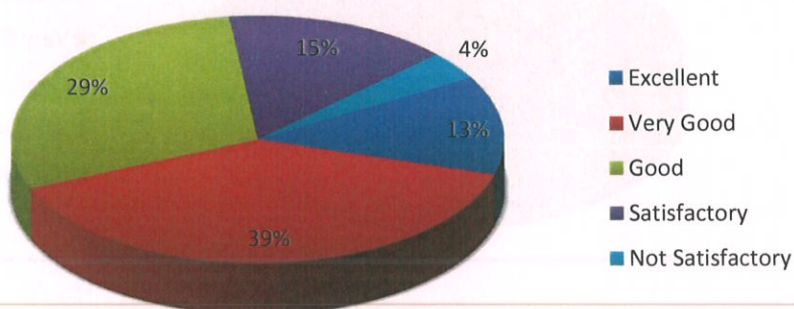
Q.1) Your opinion about the academic standard of the Institute.



Q.2) Assessment about the teaching/learning process in the Institute.

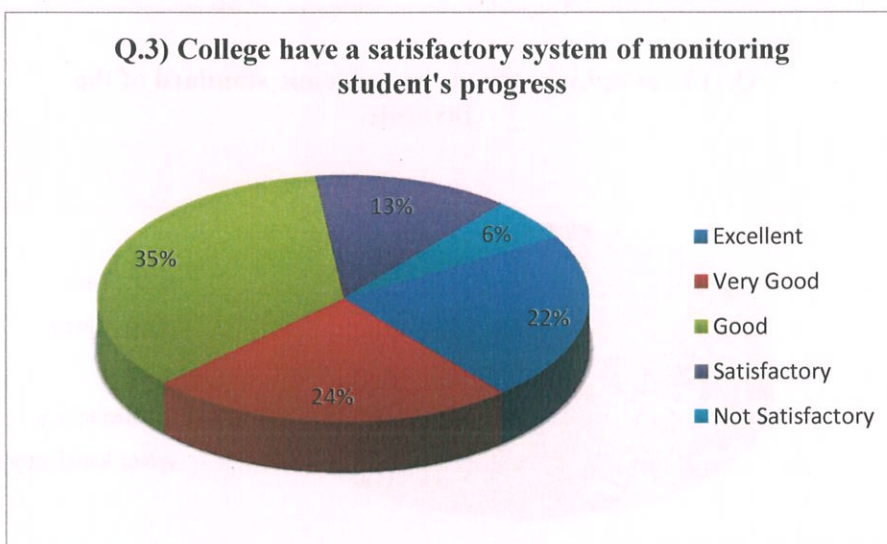
	Grade	No. of Parents	Percentage
Q.2)	Excellent	7	12.96%
	Very Good	21	38.89%
	Good	16	29.63%
	Satisfactory	8	14.81%
	Not Satisfactory	2	3.70%

Q.2) Assessment about the teaching/learning process in the Institute.



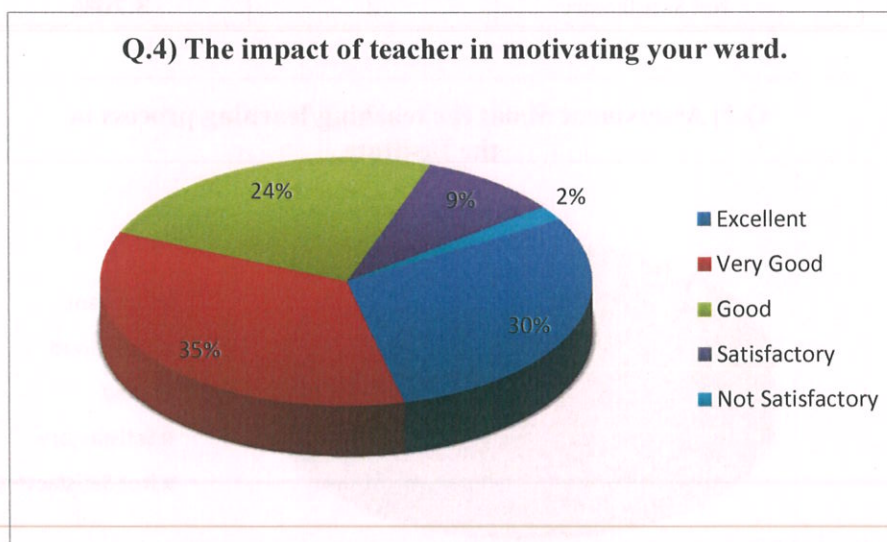
Q.3) College have a satisfactory system of monitoring student's progress.

	Grade	No. of Parents	Percentage
Q.3)	Excellent	12	22.22%
	Very Good	13	24.07%
	Good	19	35.19%
	Satisfactory	7	12.96%
	Not Satisfactory	3	5.56%



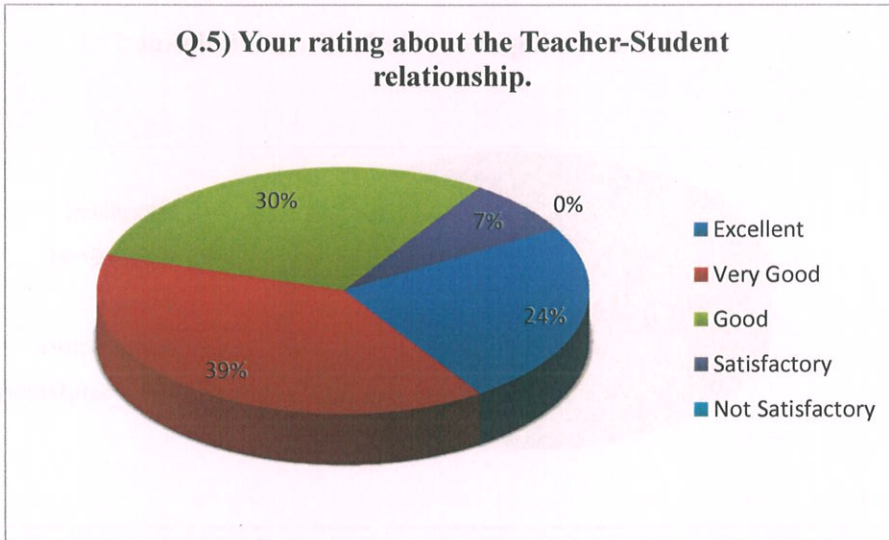
Q.4) The impact of teacher in motivating your ward.

	Grade	No. of Parents	Percentage
Q.4)	Excellent	16	29.63%
	Very Good	19	35.19%
	Good	13	24.07%
	Satisfactory	5	9.26%
	Not Satisfactory	1	1.85%



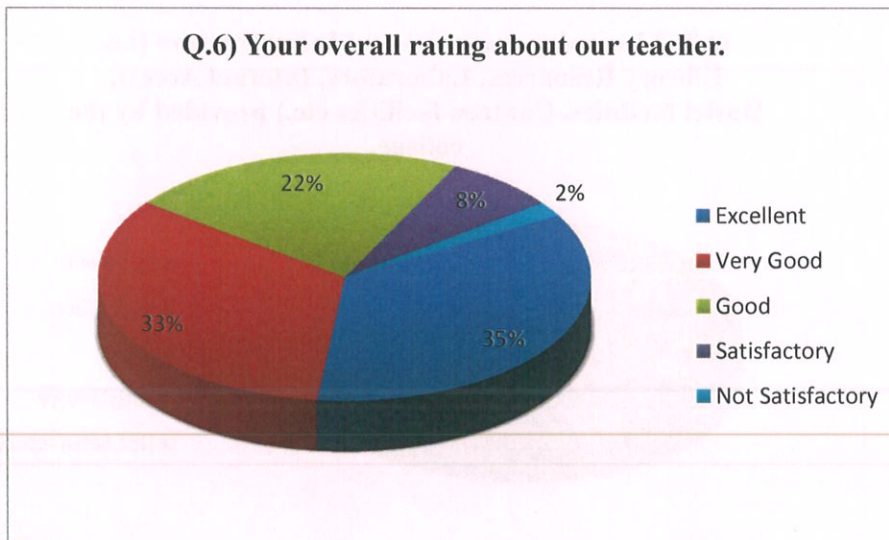
Q.5) Your rating about the Teacher-Student relationship.

	Grade	No. of Parents	Percentage
Q.5)	Excellent	13	24.07%
	Very Good	21	38.89%
	Good	16	29.63%
	Satisfactory	4	7.41%
	Not Satisfactory	0	0.00%



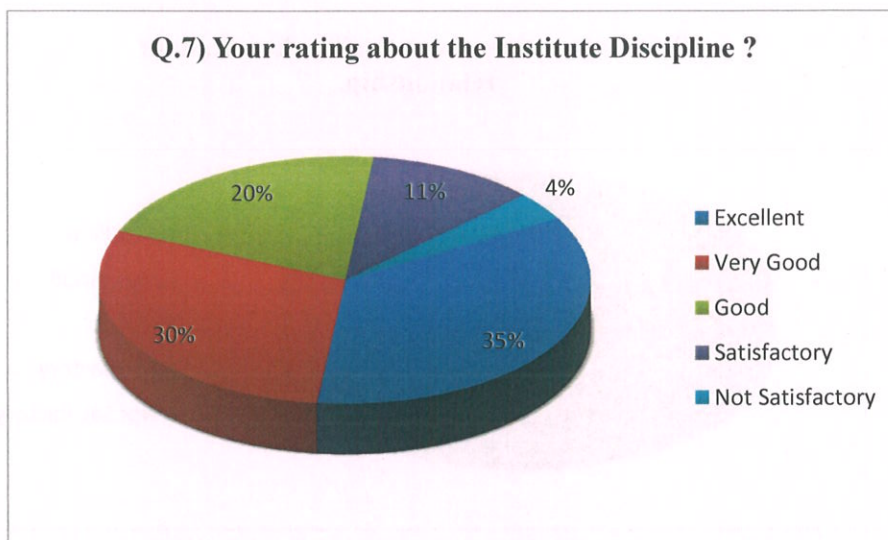
Q.6) Your overall rating about our teacher.

	Grade	No. of Parents	Percentage
Q.6)	Excellent	19	35.19%
	Very Good	18	33.33%
	Good	12	22.22%
	Satisfactory	4	7.41%
	Not Satisfactory	1	1.85%



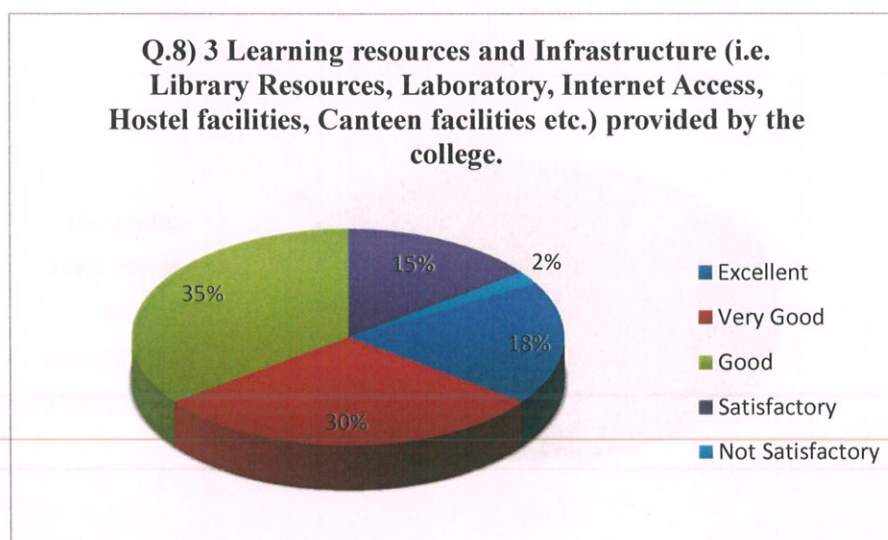
Q.7) Your rating about the Institute Discipline?

	Grade	No. of Parents	Percentage
Q.7)	Excellent	19	35.19%
	Very Good	16	29.63%
	Good	11	20.37%
	Satisfactory	6	11.11%
	Not Satisfactory	2	3.70%



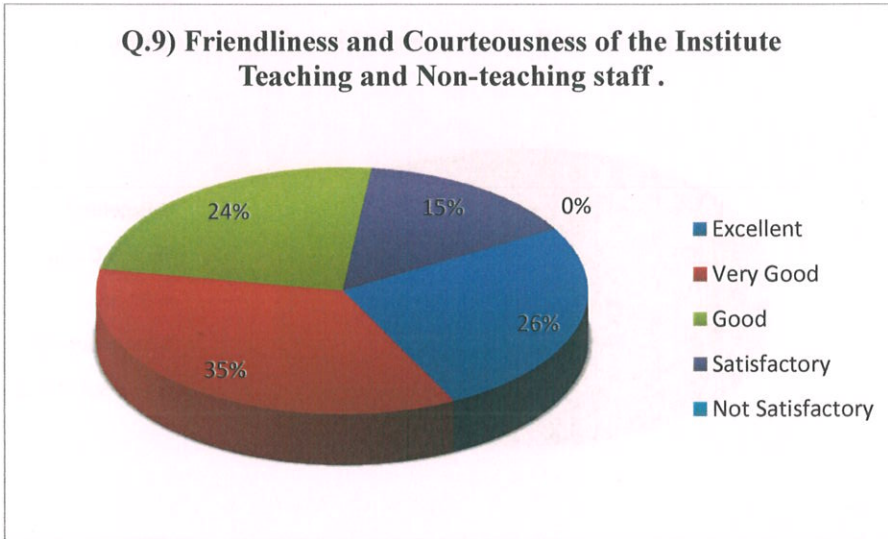
Q.8) 3 Learning resources and Infrastructure (i.e. Library Resources, Laboratory, Internet Access, Hostel facilities, Canteen facilities etc.) provided by the college.

	Grade	No. of Parents	Percentage
Q.8)	Excellent	10	18.52%
	Very Good	16	29.63%
	Good	19	35.19%
	Satisfactory	8	14.81%
	Not Satisfactory	1	1.85%



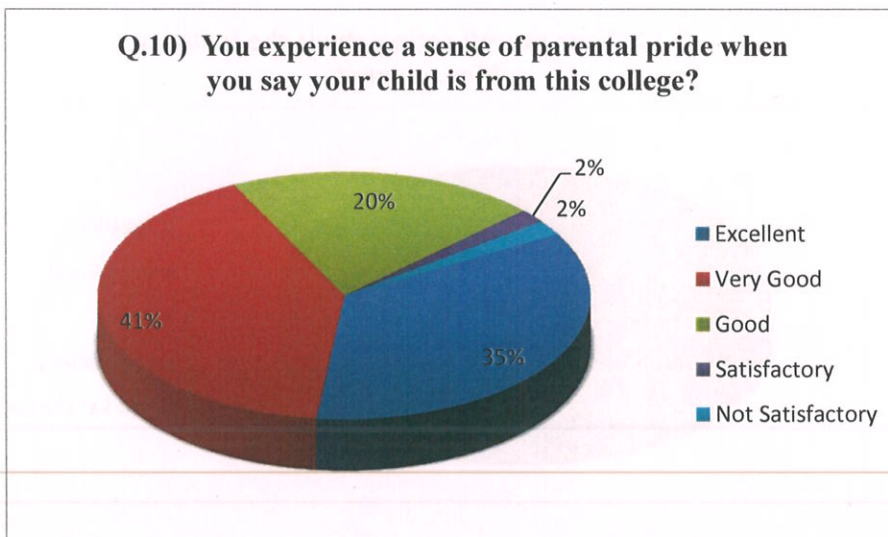
Q.9) Friendliness and Courteousness of the Institute Teaching and Non-teaching staff.

	Grade	No. of Parents	Percentage
Q.9)	Excellent	14	25.93%
	Very Good	19	35.19%
	Good	13	24.07%
	Satisfactory	8	14.81%
	Not Satisfactory	0	0.00%



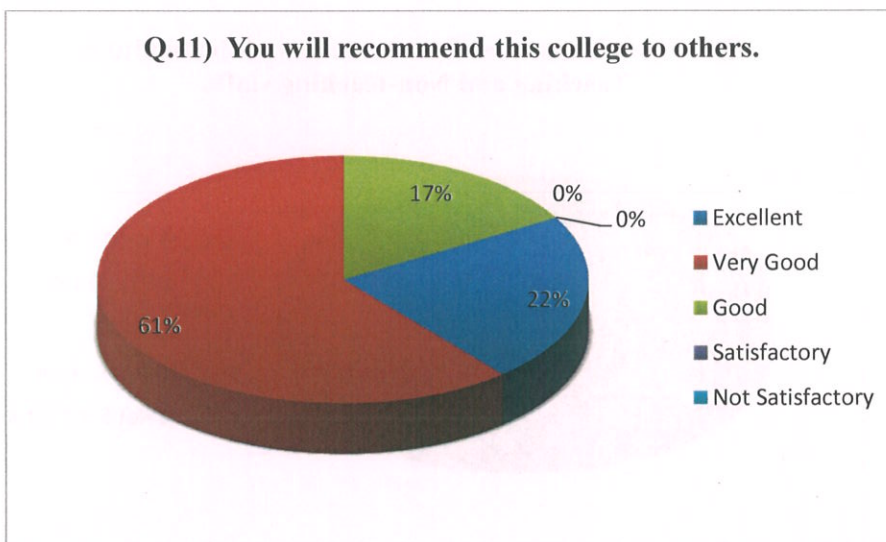
Q.10) You experience a sense of parental pride when you say your child is from this college?

	Grade	No. of Parents	Percentage
Q.10)	Excellent	19	35.19%
	Very Good	22	40.74%
	Good	11	20.37%
	Satisfactory	1	1.85%
	Not Satisfactory	1	1.85%



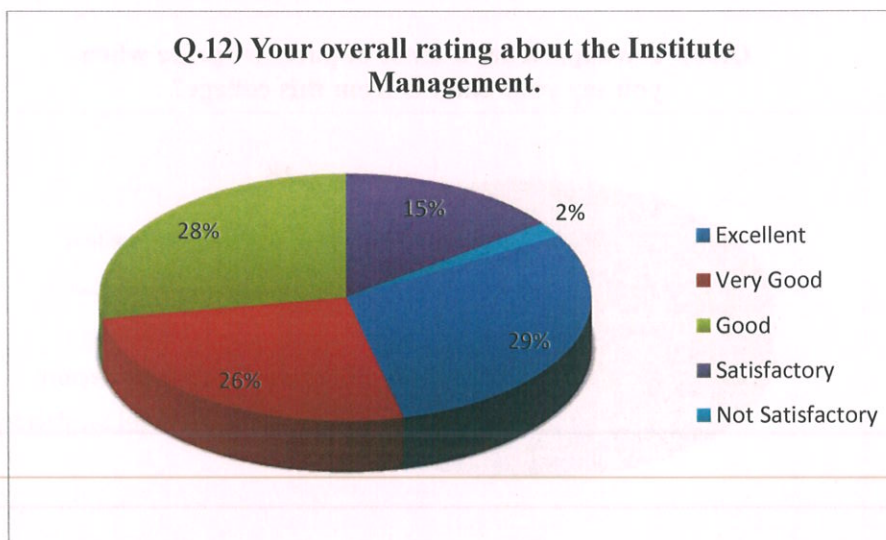
Q.11) You will recommend this college to others.

	Grade	No. of Parents	Percentage
Q.11)	Excellent	12	22.22%
	Very Good	33	61.11%
	Good	9	16.67%
	Satisfactory	0	0.00%
	Not Satisfactory	0	0.00%



Q.12) Your overall rating about the Institute Management.

	Grade	No. of Parents	Percentage
Q.12)	Excellent	16	29.63%
	Very Good	14	25.93%
	Good	15	27.78%
	Satisfactory	8	14.81%
	Not Satisfactory	1	1.85%

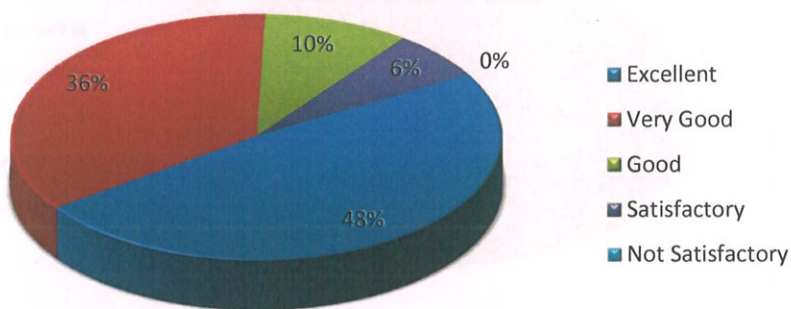


NAME OF THE DEPARTMENT: CHEMISTRY

Q.1) Your opinion about the academic standard of the Institute.

	Grade	No. of Parents	Percentage
Q.1)	Excellent	15	48.39%
	Very Good	11	35.48%
	Good	3	9.68%
	Satisfactory	2	6.45%
	Not Satisfactory	0	0.00%

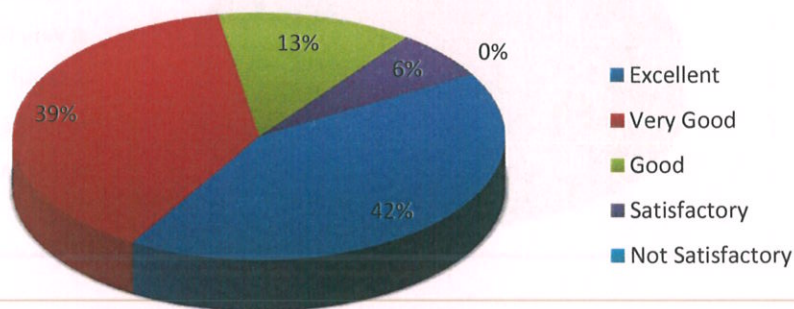
Q.1) Your opinion about the academic standard of the Institute.



Q.2) Assessment about the teaching/learning process in the Institute.

	Grade	No. of Parents	Percentage
Q.2)	Excellent	13	41.94%
	Very Good	12	38.71%
	Good	4	12.90%
	Satisfactory	2	6.45%
	Not Satisfactory	0	0.00%

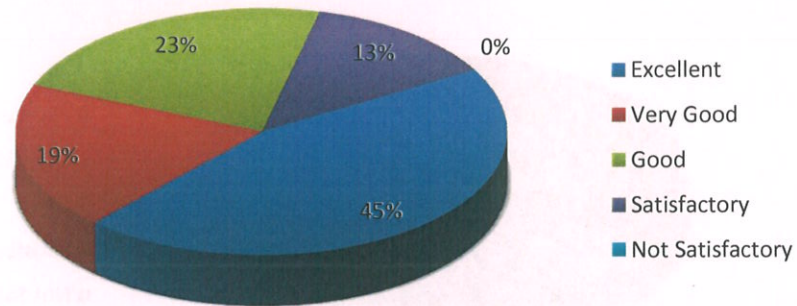
Q.2) Assessment about the teaching/learning process in the Institute.



Q.3) College have a satisfactory system of monitoring student's progress.

	Grade	No. of Parents	Percentage
Q.3)	Excellent	14	45.16%
	Very Good	6	19.35%
	Good	7	22.58%
	Satisfactory	4	12.90%
	Not Satisfactory	0	0.00%

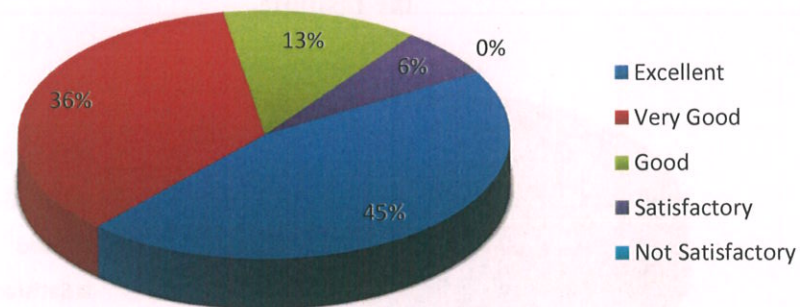
Q.3) College have a satisfactory system of monitoring student's progress



Q.4) The impact of teacher in motivating your ward.

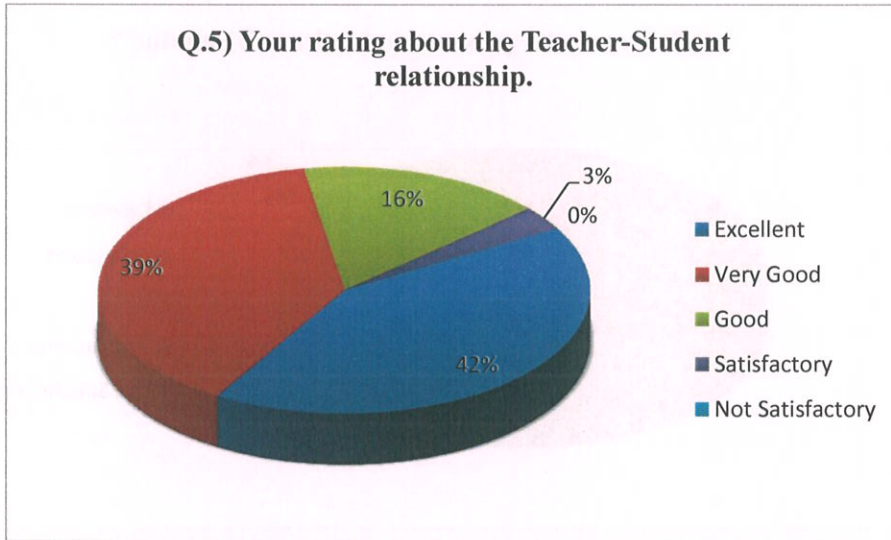
	Grade	No. of Parents	Percentage
Q.4)	Excellent	14	45.16%
	Very Good	11	35.48%
	Good	4	12.90%
	Satisfactory	2	6.45%
	Not Satisfactory	0	0.00%

Q.4) The impact of teacher in motivating your ward.



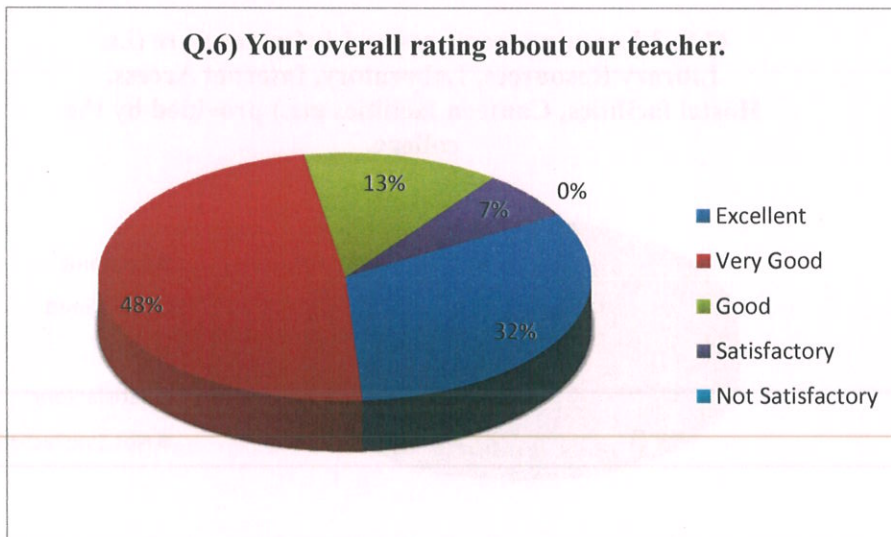
Q.5) Your rating about the Teacher-Student relationship.

	Grade	No. of Parents	Percentage
Q.5)	Excellent	13	41.94%
	Very Good	12	38.71%
	Good	5	16.13%
	Satisfactory	1	3.23%
	Not Satisfactory	0	0.00%



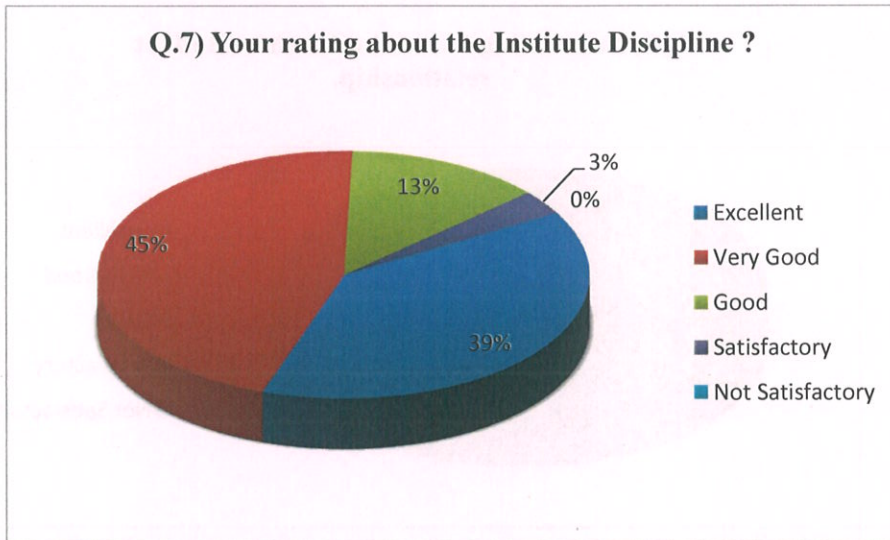
Q.6) Your overall rating about our teacher.

	Grade	No. of Parents	Percentage
Q.6)	Excellent	10	32.26%
	Very Good	15	48.39%
	Good	4	12.90%
	Satisfactory	2	6.45%
	Not Satisfactory	0	0.00%



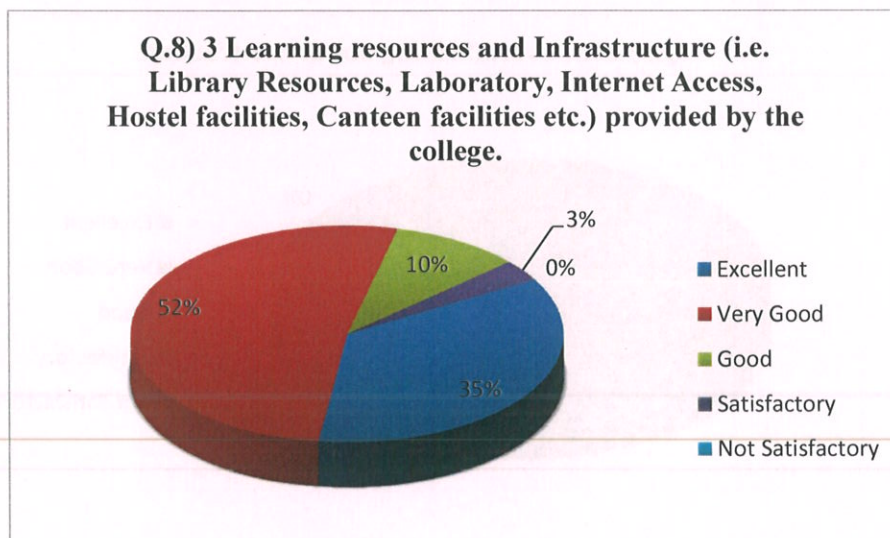
Q.7) Your rating about the Institute Discipline?

	Grade	No. of Parents	Percentage
Q.7)	Excellent	12	38.71%
	Very Good	14	45.16%
	Good	4	12.90%
	Satisfactory	1	3.23%
	Not Satisfactory	0	0.00%



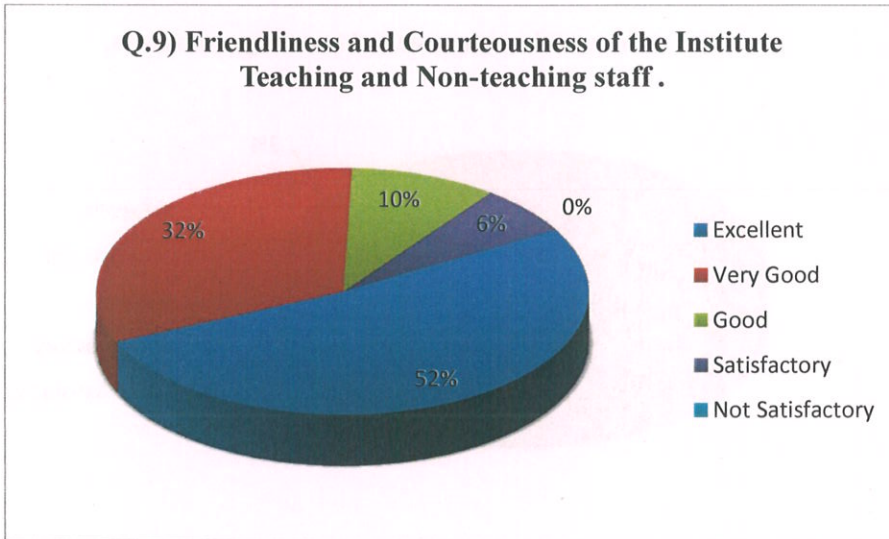
Q.8) 3 Learning resources and Infrastructure (i.e. Library Resources, Laboratory, Internet Access, Hostel facilities, Canteen facilities etc.) provided by the college.

	Grade	No. of Parents	Percentage
Q.8)	Excellent	11	35.48%
	Very Good	16	51.61%
	Good	3	9.68%
	Satisfactory	1	3.23%
	Not Satisfactory	0	0.00%



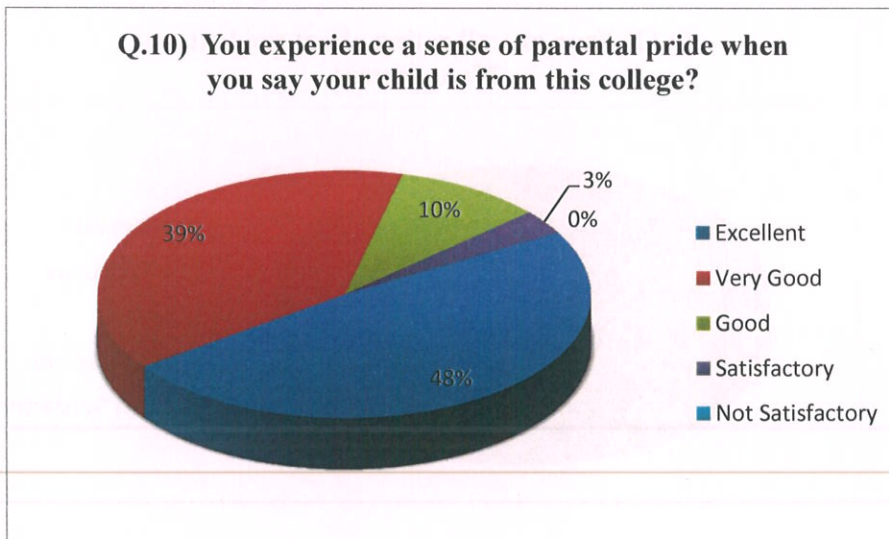
Q.9) Friendliness and Courteousness of the Institute Teaching and Non-teaching staff.

	Grade	No. of Parents	Percentage
Q.9)	Excellent	16	51.61%
	Very Good	10	32.26%
	Good	3	9.68%
	Satisfactory	2	6.45%
	Not Satisfactory	0	0.00%



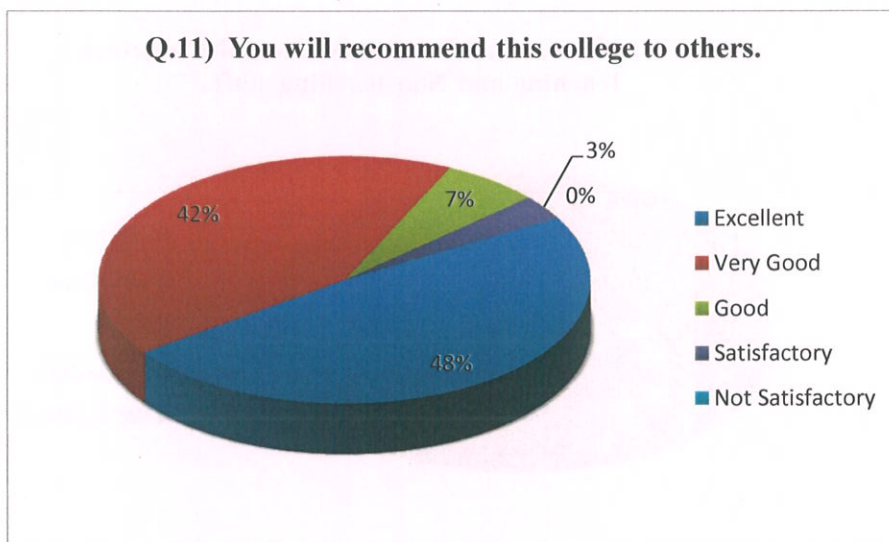
Q.10) You experience a sense of parental pride when you say your child is from this college?

	Grade	No. of Parents	Percentage
Q.10)	Excellent	15	48.39%
	Very Good	12	38.71%
	Good	3	9.68%
	Satisfactory	1	3.23%
	Not Satisfactory	0	0.00%



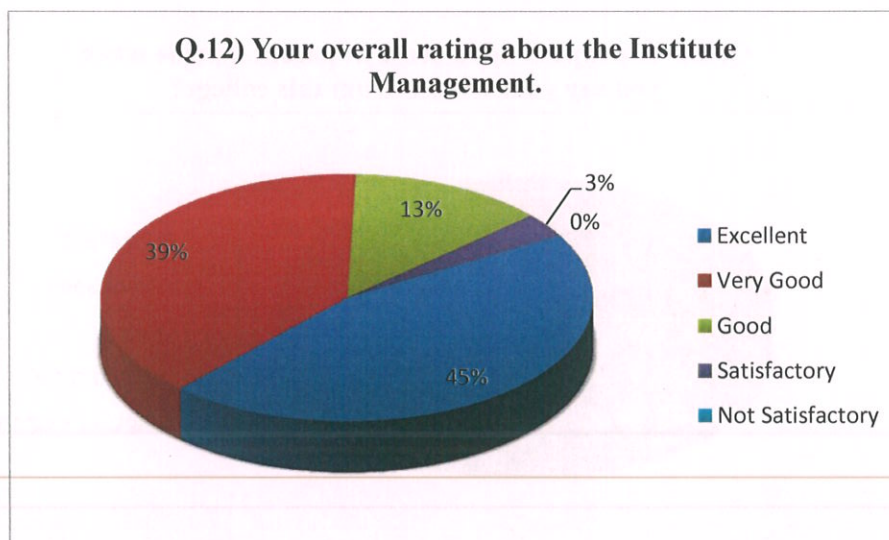
Q.11) You will recommend this college to others.

	Grade	No. of Parents	Percentage
Q.11)	Excellent	15	48.39%
	Very Good	13	41.94%
	Good	2	6.45%
	Satisfactory	1	3.23%
	Not Satisfactory	0	0.00%



Q.12) Your overall rating about the Institute Management.

	Grade	No. of Parents	Percentage
Q.12)	Excellent	14	45.16%
	Very Good	12	38.71%
	Good	4	12.90%
	Satisfactory	1	3.23%
	Not Satisfactory	0	0.00%

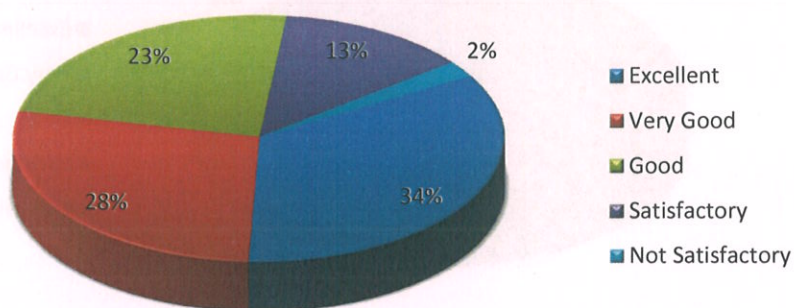


NAME OF THE DEPARTMENT: COMMERCE

Q.1) Your opinion about the academic standard of the Institute.

	Grade	No. of Parents	Percentage
Q.1)	Excellent	16	34.04%
	Very Good	13	27.66%
	Good	11	23.40%
	Satisfactory	6	12.77%
	Not Satisfactory	1	2.13%

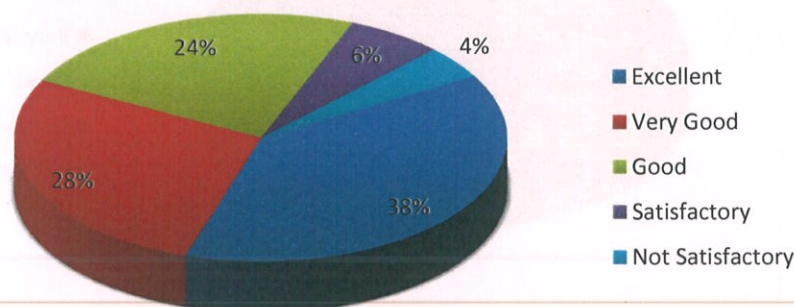
Q.1) Your opinion about the academic standard of the Institute.



Q.2) Assessment about the teaching/learning process in the Institute.

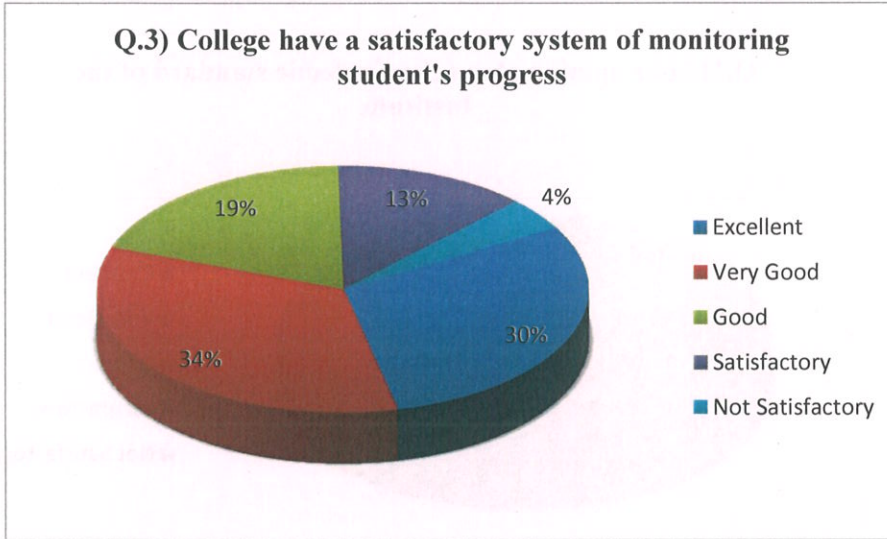
	Grade	No. of Parents	Percentage
Q.2)	Excellent	18	38.30%
	Very Good	13	27.66%
	Good	11	23.40%
	Satisfactory	3	6.38%
	Not Satisfactory	2	4.26%

Q.2) Assessment about the teaching/learning process in the Institute.



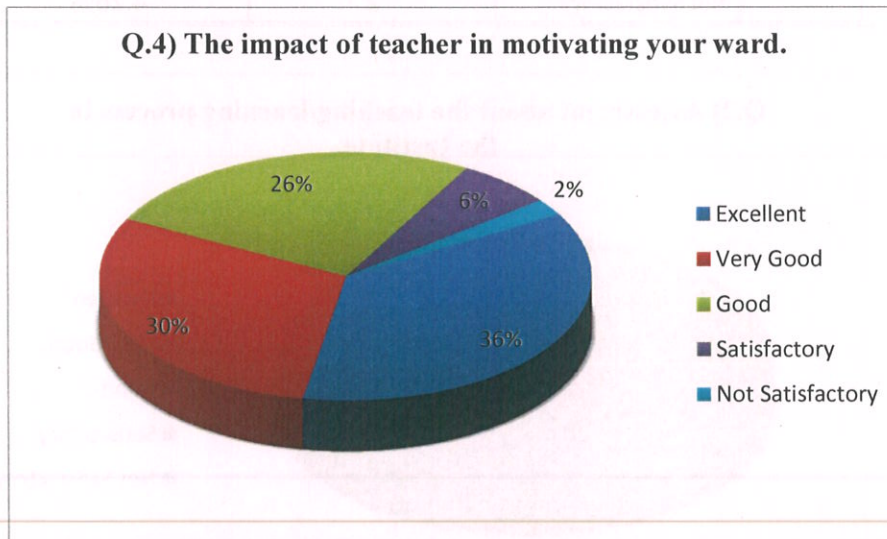
Q.3) College have a satisfactory system of monitoring student's progress.

	Grade	No. of Parents	Percentage
Q.3)	Excellent	14	29.79%
	Very Good	16	34.04%
	Good	9	19.15%
	Satisfactory	6	12.77%
	Not Satisfactory	2	4.26%



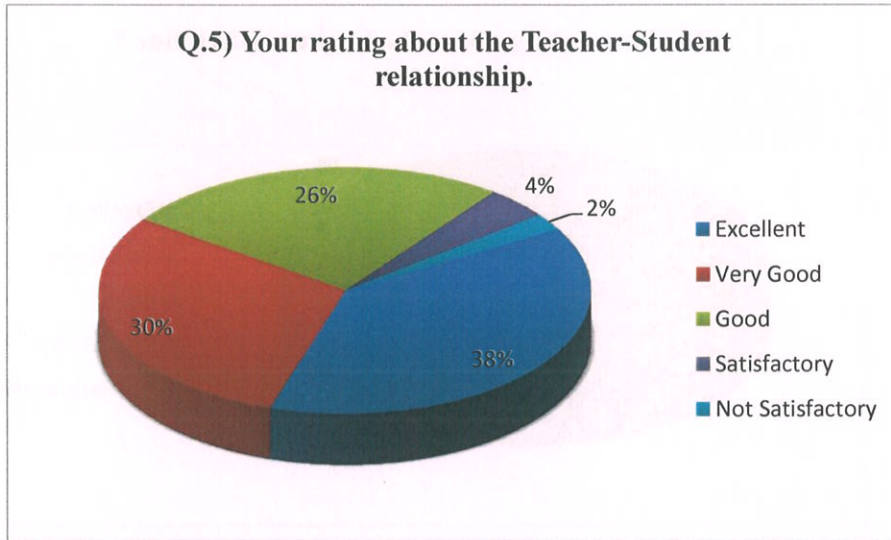
Q.4) The impact of teacher in motivating your ward.

	Grade	No. of Parents	Percentage
Q.4)	Excellent	17	36.17%
	Very Good	14	29.79%
	Good	12	25.53%
	Satisfactory	3	6.38%
	Not Satisfactory	1	2.13%



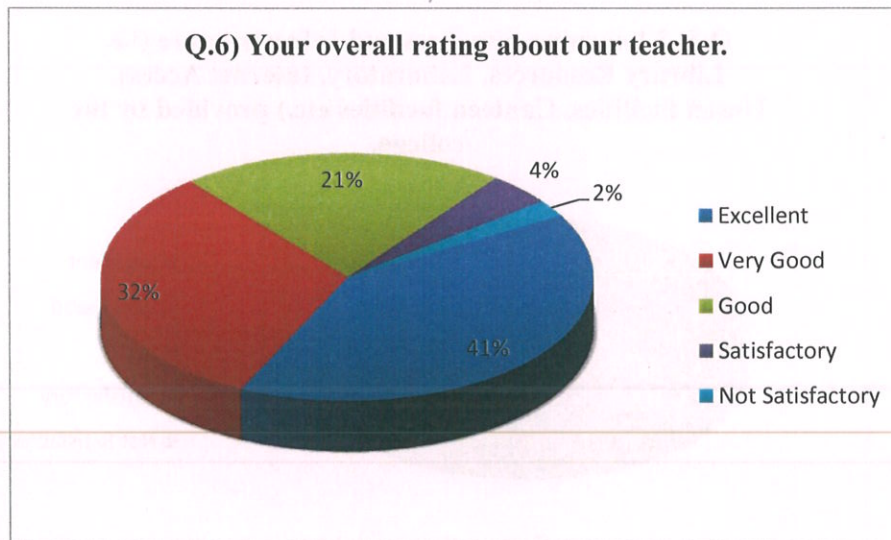
Q.5) Your rating about the Teacher-Student relationship.

	Grade	No. of Parents	Percentage
Q.5)	Excellent	18	38.30%
	Very Good	14	29.79%
	Good	12	25.53%
	Satisfactory	2	4.26%
	Not Satisfactory	1	2.13%



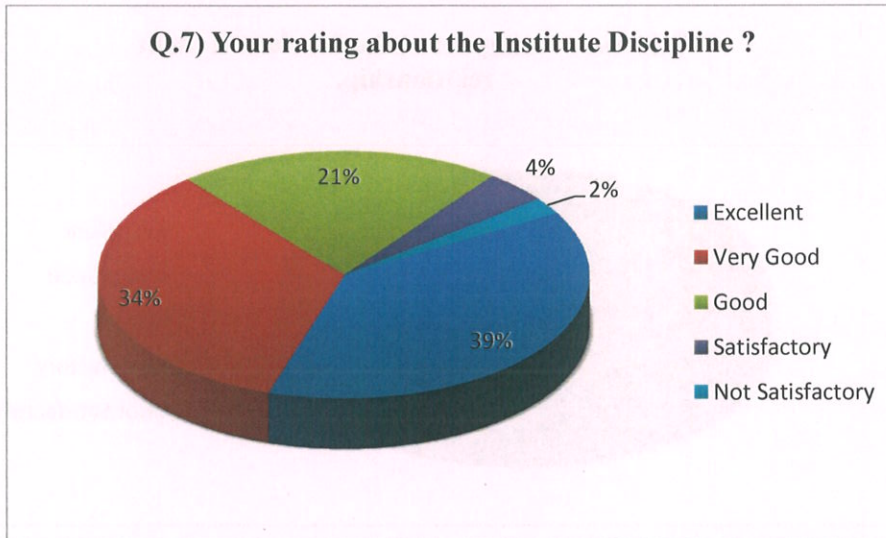
Q.6) Your overall rating about our teacher.

	Grade	No. of Parents	Percentage
Q.6)	Excellent	19	40.43%
	Very Good	15	31.91%
	Good	10	21.28%
	Satisfactory	2	4.26%
	Not Satisfactory	1	2.13%



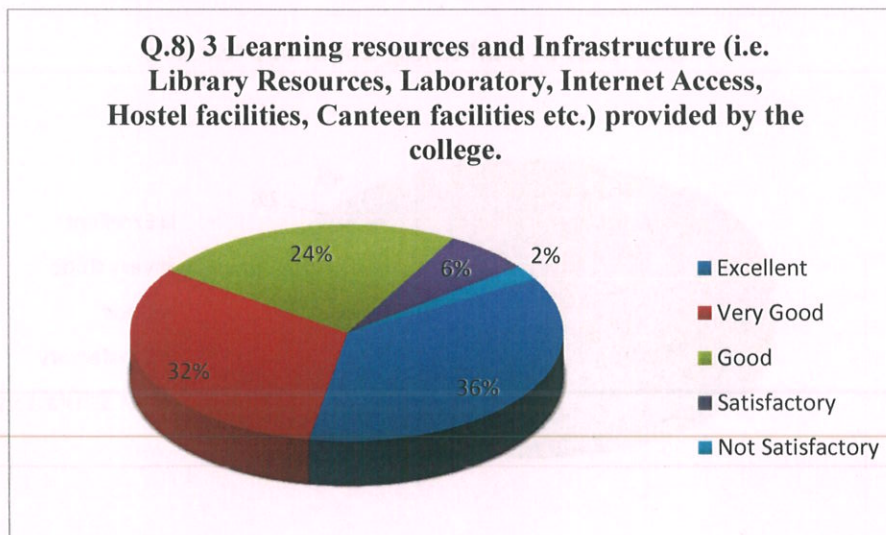
Q.7) Your rating about the Institute Discipline?

	Grade	No. of Parents	Percentage
Q.7)	Excellent	18	38.30%
	Very Good	16	34.04%
	Good	10	21.28%
	Satisfactory	2	4.26%
	Not Satisfactory	1	2.13%



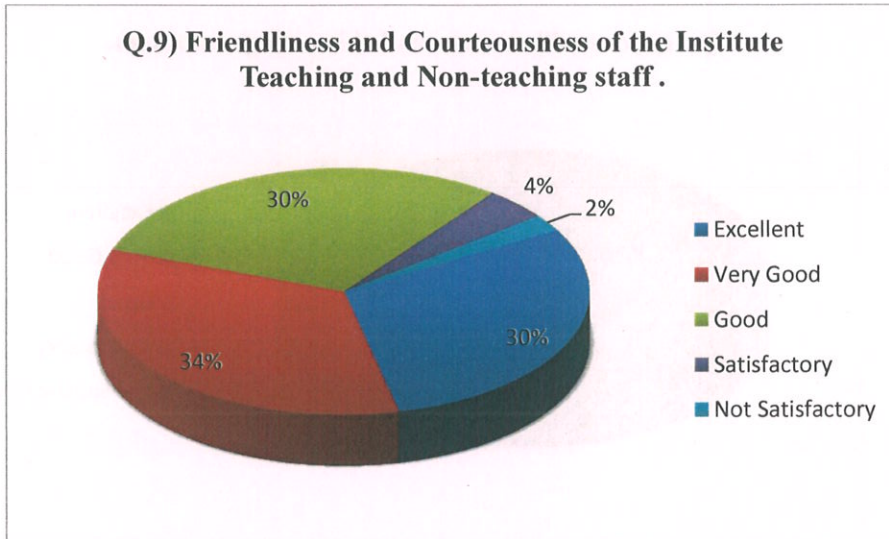
Q.8) 3 Learning resources and Infrastructure (i.e. Library Resources, Laboratory, Internet Access, Hostel facilities, Canteen facilities etc.) provided by the college.

	Grade	No. of Parents	Percentage
Q.8)	Excellent	17	36.17%
	Very Good	15	31.91%
	Good	11	23.40%
	Satisfactory	3	6.38%
	Not Satisfactory	1	2.13%



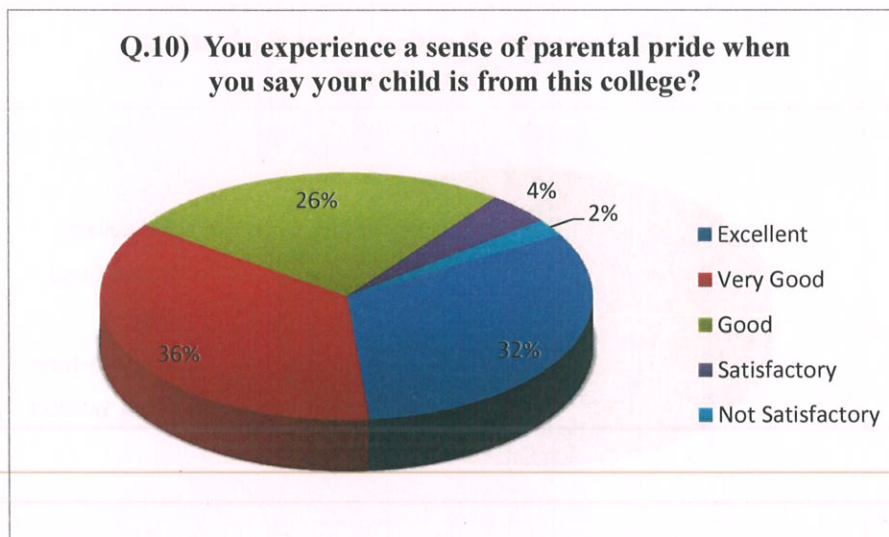
Q.9) Friendliness and Courteousness of the Institute Teaching and Non-teaching staff.

	Grade	No. of Parents	Percentage
Q.9)	Excellent	14	29.79%
	Very Good	16	34.04%
	Good	14	29.79%
	Satisfactory	2	4.26%
	Not Satisfactory	1	2.13%



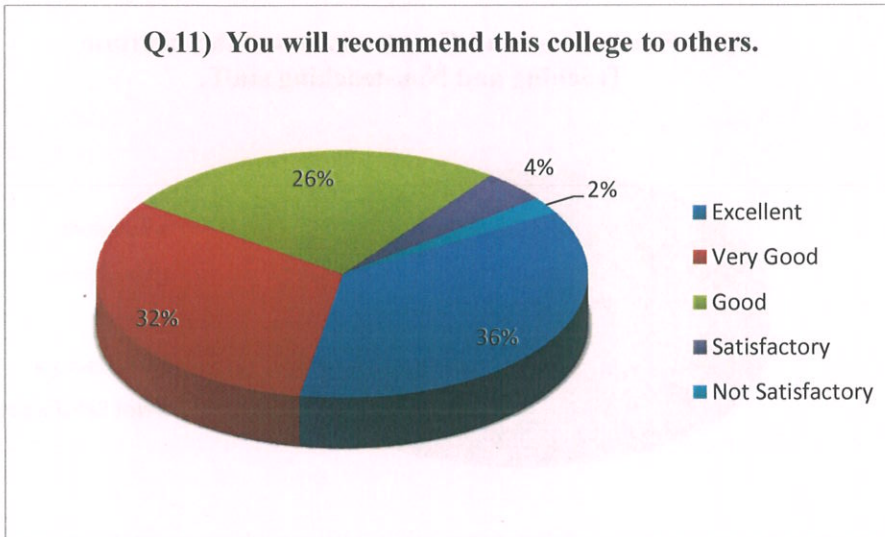
Q.10) You experience a sense of parental pride when you say your child is from this college?

	Grade	No. of Parents	Percentage
Q.10)	Excellent	15	31.91%
	Very Good	17	36.17%
	Good	12	25.53%
	Satisfactory	2	4.26%
	Not Satisfactory	1	2.13%



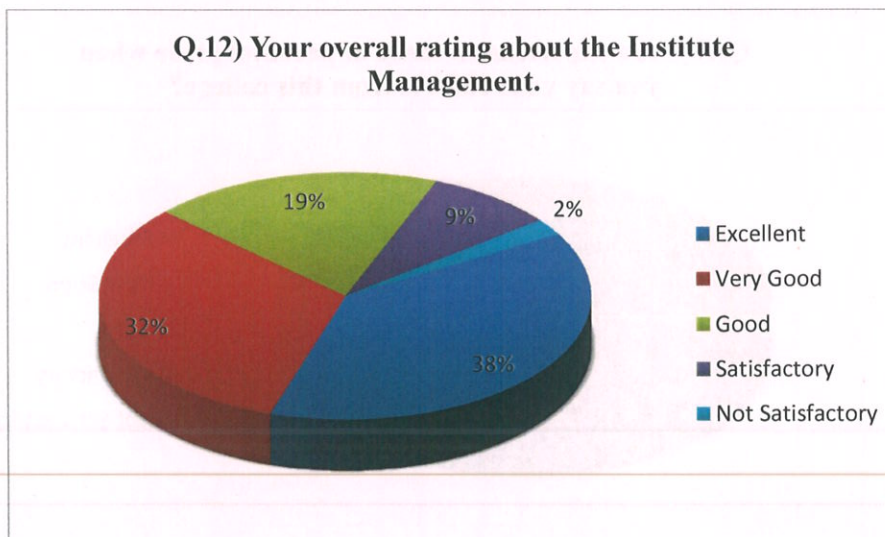
Q.11) You will recommend this college to others.

	Grade	No. of Parents	Percentage
Q.11)	Excellent	17	36.17%
	Very Good	15	31.91%
	Good	12	25.53%
	Satisfactory	2	4.26%
	Not Satisfactory	1	2.13%



Q.12) Your overall rating about the Institute Management.

	Grade	No. of Parents	Percentage
Q.12)	Excellent	18	38.30%
	Very Good	15	31.91%
	Good	9	19.15%
	Satisfactory	4	8.51%
	Not Satisfactory	1	2.13%

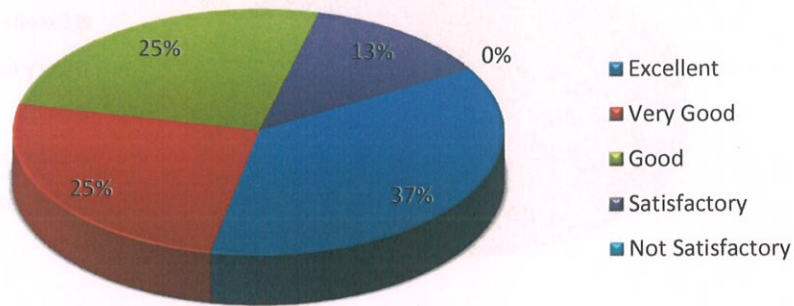


NAME OF THE DEPARTMENT: COMPUTER SCIENCE

Q.1) Your opinion about the academic standard of the Institute.

	Grade	No. of Parents	Percentage
Q.1)	Excellent	23	36.51%
	Very Good	16	25.40%
	Good	16	25.40%
	Satisfactory	8	12.70%
	Not Satisfactory	0	0.00%

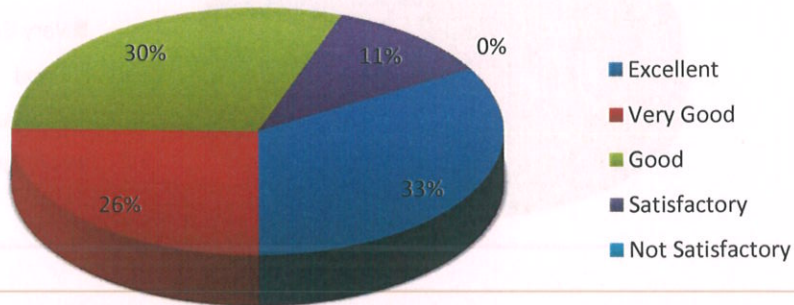
Q.1) Your opinion about the academic standard of the Institute.



Q.2) Assessment about the teaching/learning process in the Institute.

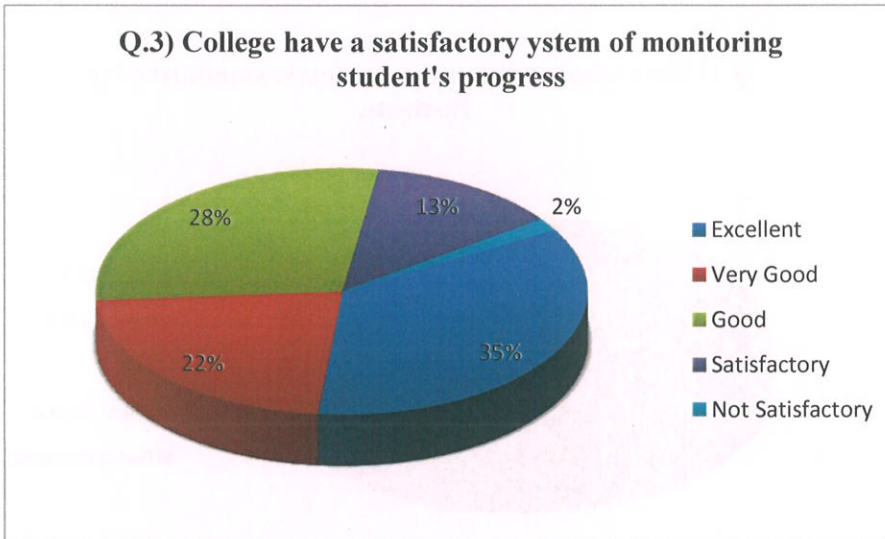
	Grade	No. of Parents	Percentage
Q.2)	Excellent	21	33.33%
	Very Good	16	25.40%
	Good	19	30.16%
	Satisfactory	7	11.11%
	Not Satisfactory	0	0.00%

Q.2) Assessment about the teaching/learning process in the Institute.



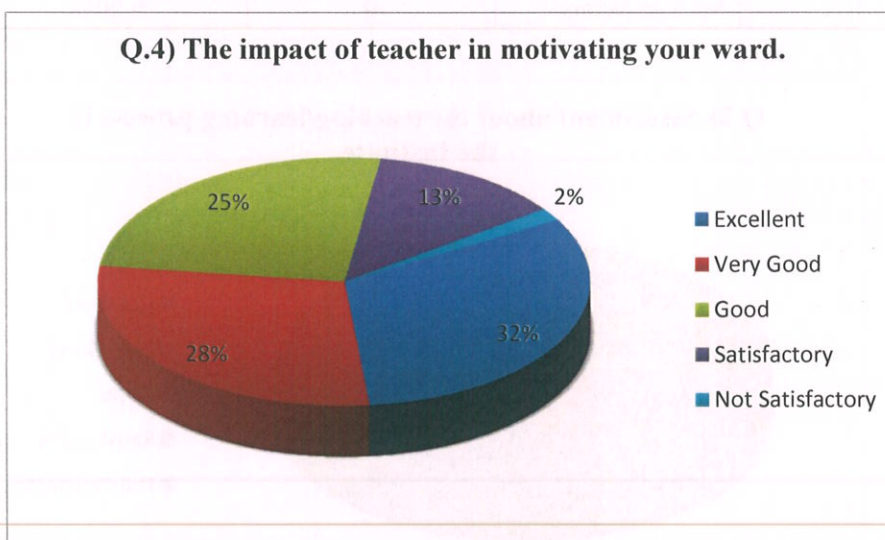
Q.3) College have a satisfactory system of monitoring student's progress.

	Grade	No. of Parents	Percentage
Q.3)	Excellent	22	34.92%
	Very Good	14	22.22%
	Good	18	28.57%
	Satisfactory	8	12.70%
	Not Satisfactory	1	1.59%



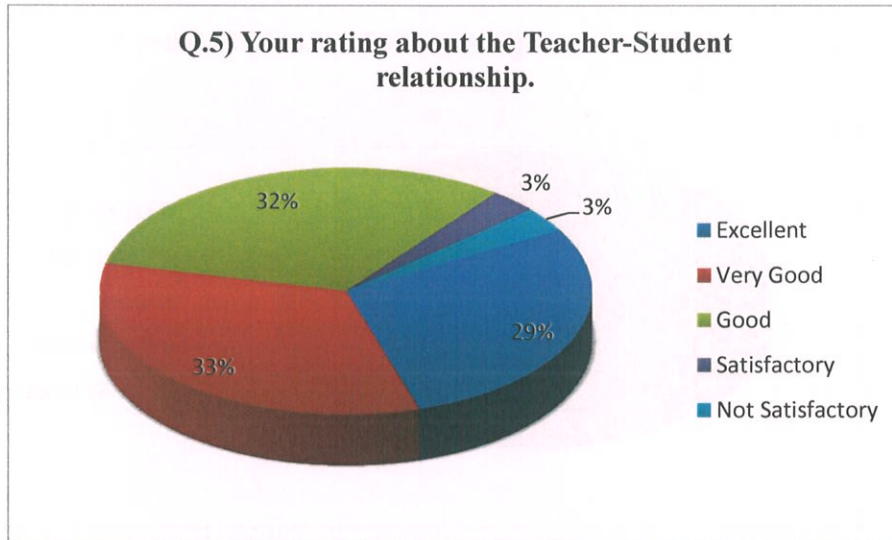
Q.4) The impact of teacher in motivating your ward.

	Grade	No. of Parents	Percentage
Q.4)	Excellent	20	31.75%
	Very Good	18	28.57%
	Good	16	25.40%
	Satisfactory	8	12.70%
	Not Satisfactory	1	1.59%



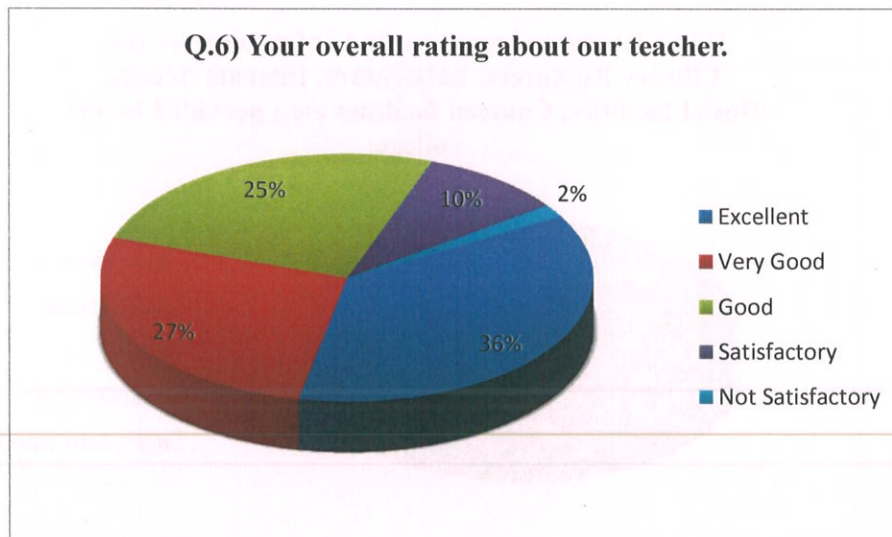
Q.5) Your rating about the Teacher-Student relationship.

	Grade	No. of Parents	Percentage
Q.5)	Excellent	18	28.57%
	Very Good	21	33.33%
	Good	20	31.75%
	Satisfactory	2	3.17%
	Not Satisfactory	2	3.17%



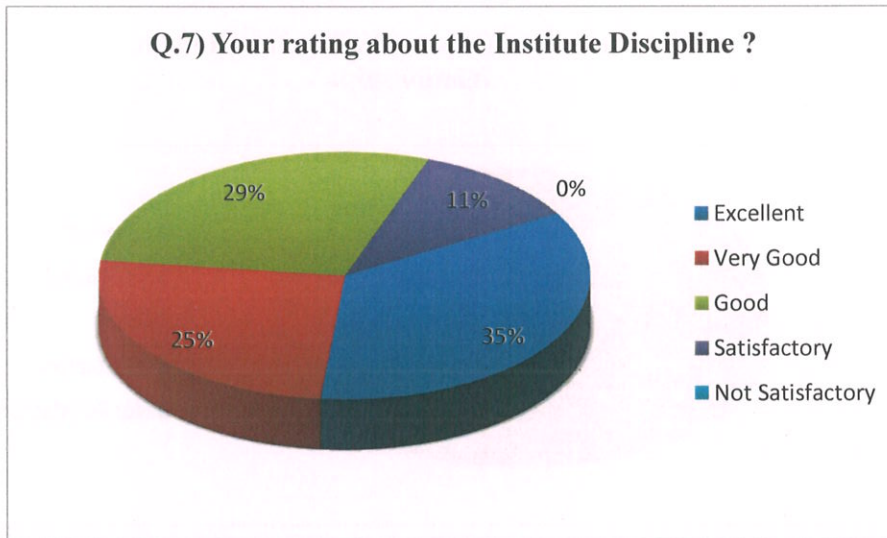
Q.6) Your overall rating about our teacher.

	Grade	No. of Parents	Percentage
Q.6)	Excellent	23	36.51%
	Very Good	17	26.98%
	Good	16	25.40%
	Satisfactory	6	9.52%
	Not Satisfactory	1	1.59%



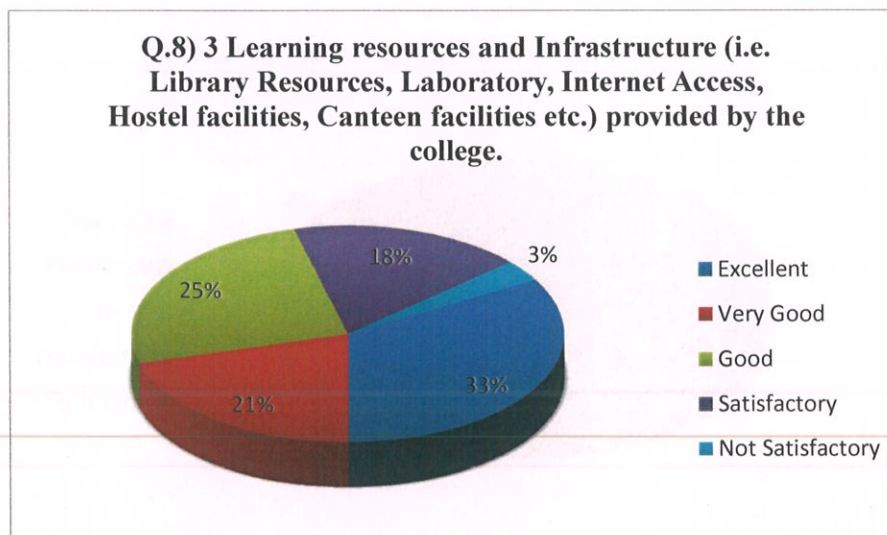
Q.7) Your rating about the Institute Discipline?

	Grade	No. of Parents	Percentage
Q.7)	Excellent	22	34.92%
	Very Good	16	25.40%
	Good	18	28.57%
	Satisfactory	7	11.11%
	Not Satisfactory	0	0.00%



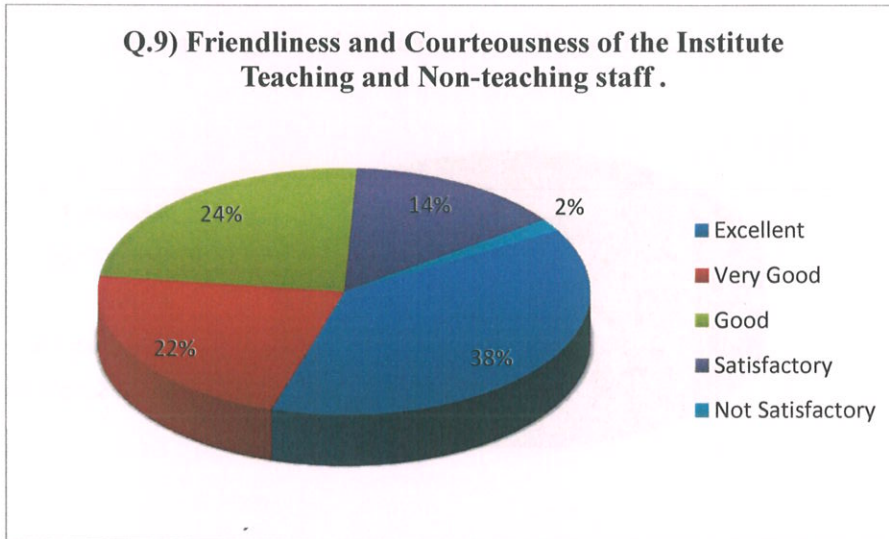
Q.8) 3 Learning resources and Infrastructure (i.e. Library Resources, Laboratory, Internet Access, Hostel facilities, Canteen facilities etc.) provided by the college.

	Grade	No. of Parents	Percentage
Q.8)	Excellent	21	33.33%
	Very Good	13	20.63%
	Good	16	25.40%
	Satisfactory	11	17.46%
	Not Satisfactory	2	3.17%



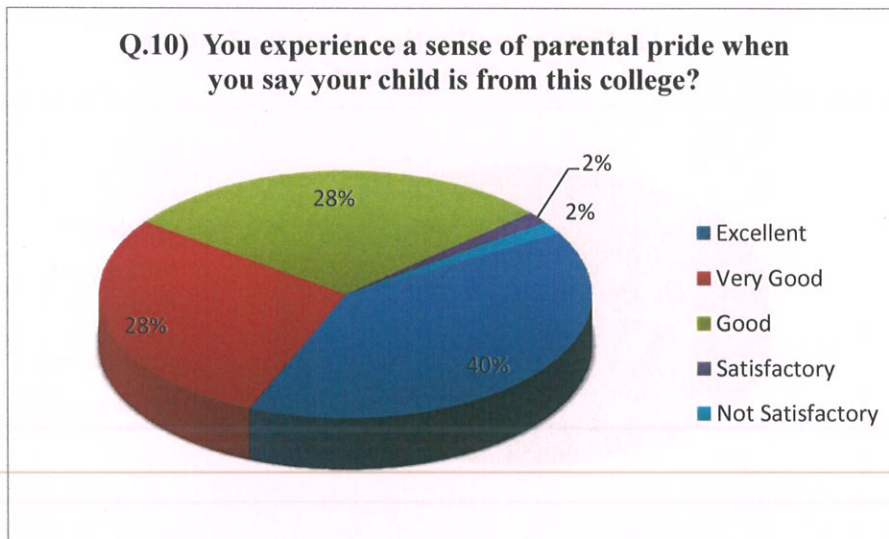
Q.9) Friendliness and Courteousness of the Institute Teaching and Non-teaching staff.

	Grade	No. of Parents	Percentage
Q.9)	Excellent	24	38.10%
	Very Good	14	22.22%
	Good	15	23.81%
	Satisfactory	9	14.29%
	Not Satisfactory	1	1.59%



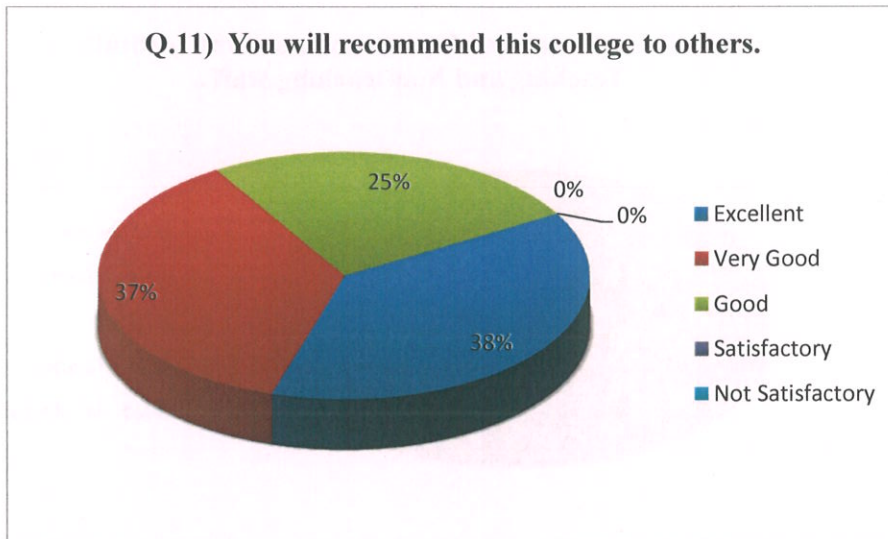
Q.10) You experience a sense of parental pride when you say your child is from this college?

	Grade	No. of Parents	Percentage
Q.10)	Excellent	25	39.68%
	Very Good	18	28.57%
	Good	18	28.57%
	Satisfactory	1	1.59%
	Not Satisfactory	1	1.59%



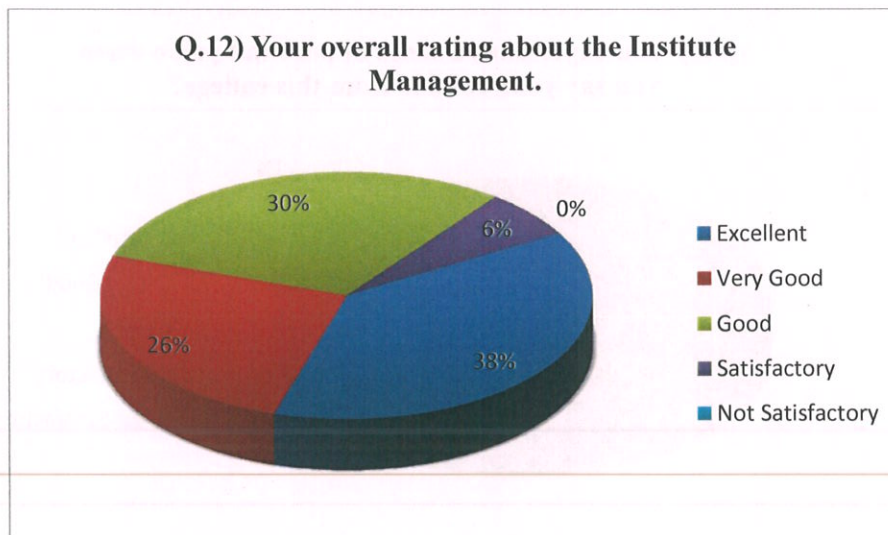
Q.11) You will recommend this college to others.

	Grade	No. of Parents	Percentage
Q.11)	Excellent	24	38.10%
	Very Good	23	36.51%
	Good	16	25.40%
	Satisfactory	0	0.00%
	Not Satisfactory	0	0.00%



Q.12) Your overall rating about the Institute Management.

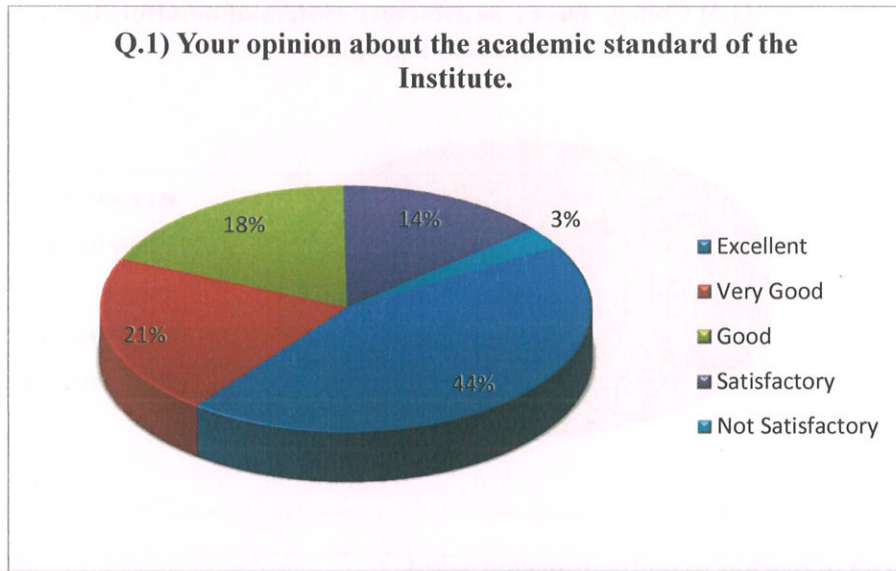
	Grade	No. of Parents	Percentage
Q.12)	Excellent	24	38.10%
	Very Good	16	25.40%
	Good	19	30.16%
	Satisfactory	4	6.35%
	Not Satisfactory	0	0.00%



NAME OF THE DEPARTMENT: ECONOMICS

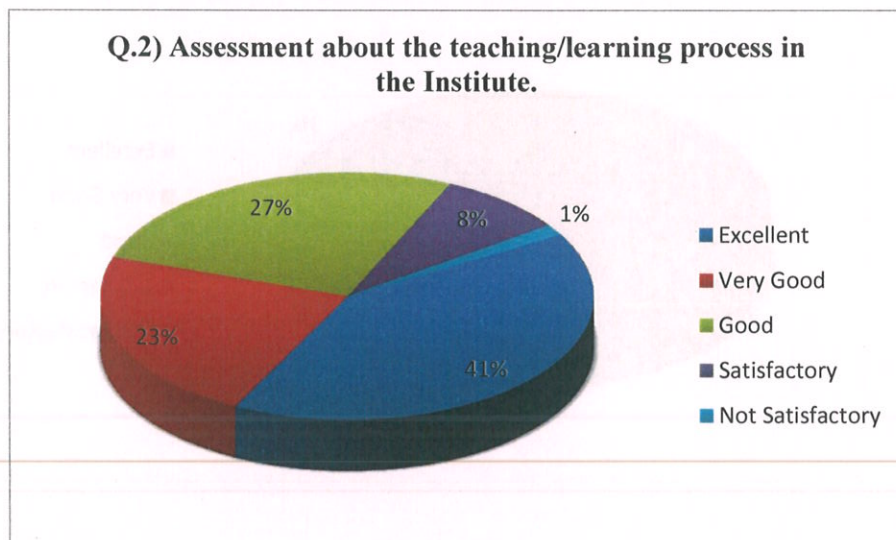
Q.1) Your opinion about the academic standard of the Institute.

	Grade	No. of Parents	Percentage
Q.1)	Excellent	31	43.66%
	Very Good	15	21.13%
	Good	13	18.31%
	Satisfactory	10	14.08%
	Not Satisfactory	2	2.82%



Q.2) Assessment about the teaching/learning process in the Institute.

	Grade	No. of Parents	Percentage
Q.2)	Excellent	29	40.85%
	Very Good	16	22.54%
	Good	19	26.76%
	Satisfactory	6	8.45%
	Not Satisfactory	1	1.41%

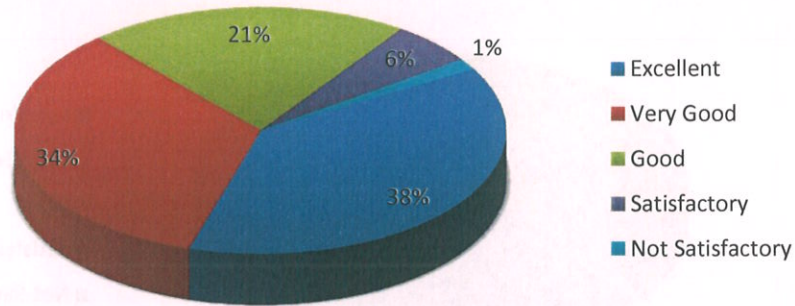


(Handwritten signature)

Q.3) College have a satisfactory system of monitoring student's progress.

	Grade	No. of Parents	Percentage
Q.3)	Excellent	27	38.03%
	Very Good	24	33.80%
	Good	15	21.13%
	Satisfactory	4	5.63%
	Not Satisfactory	1	1.41%

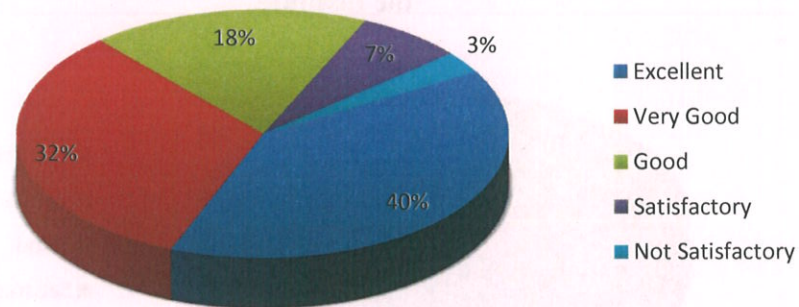
Q.3) College have a satisfactory system of monitoring student's progress



Q.4) The impact of teacher in motivating your ward.

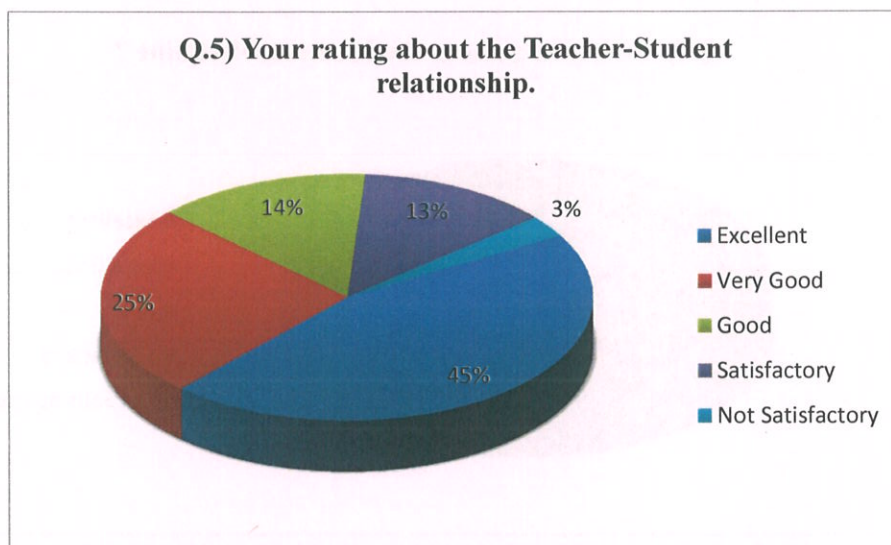
	Grade	No. of Parents	Percentage
Q.4)	Excellent	28	39.44%
	Very Good	23	32.39%
	Good	13	18.31%
	Satisfactory	5	7.04%
	Not Satisfactory	2	2.82%

Q.4) The impact of teacher in motivating your ward.



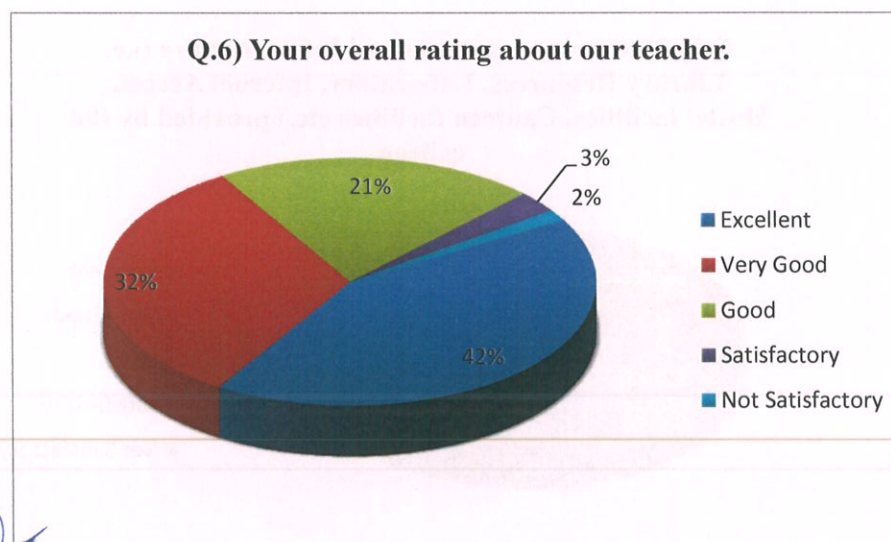
Q.5) Your rating about the Teacher-Student relationship.

	Grade	No. of Parents	Percentage
Q.5)	Excellent	32	45.07%
	Very Good	18	25.35%
	Good	10	14.08%
	Satisfactory	9	12.68%
	Not Satisfactory	2	2.82%



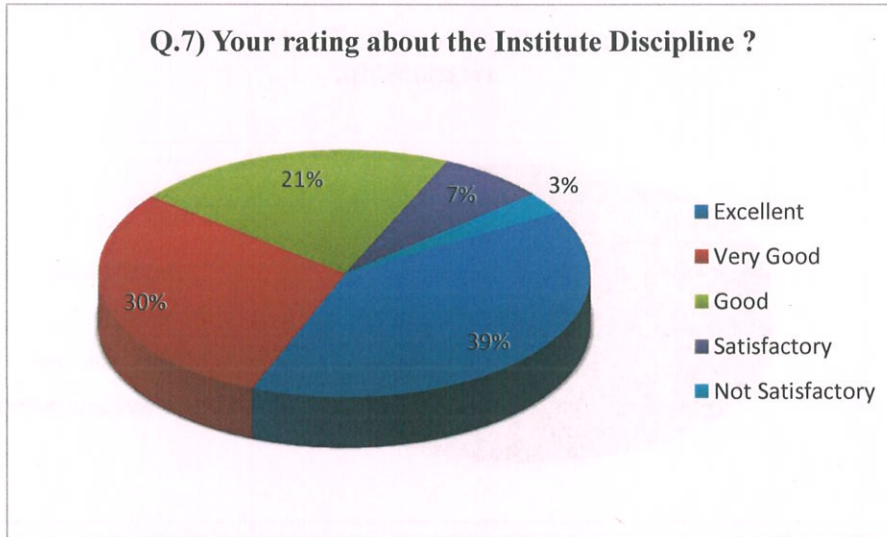
Q.6) Your overall rating about our teacher.

	Grade	No. of Parents	Percentage
Q.6)	Excellent	30	42.25%
	Very Good	23	32.39%
	Good	15	21.13%
	Satisfactory	2	2.82%
	Not Satisfactory	1	1.41%



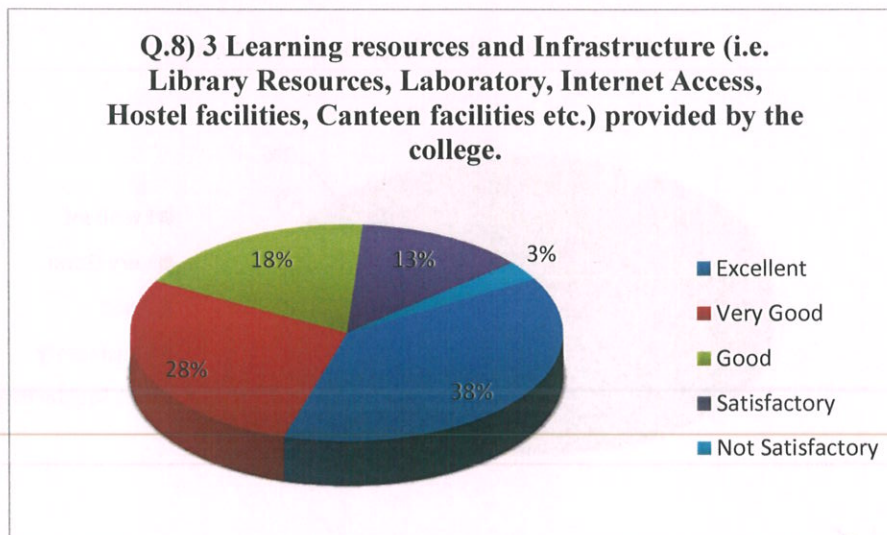
Q.7) Your rating about the Institute Discipline?

	Grade	No. of Parents	Percentage
Q.7)	Excellent	28	39.44%
	Very Good	21	29.58%
	Good	15	21.13%
	Satisfactory	5	7.04%
	Not Satisfactory	2	2.82%



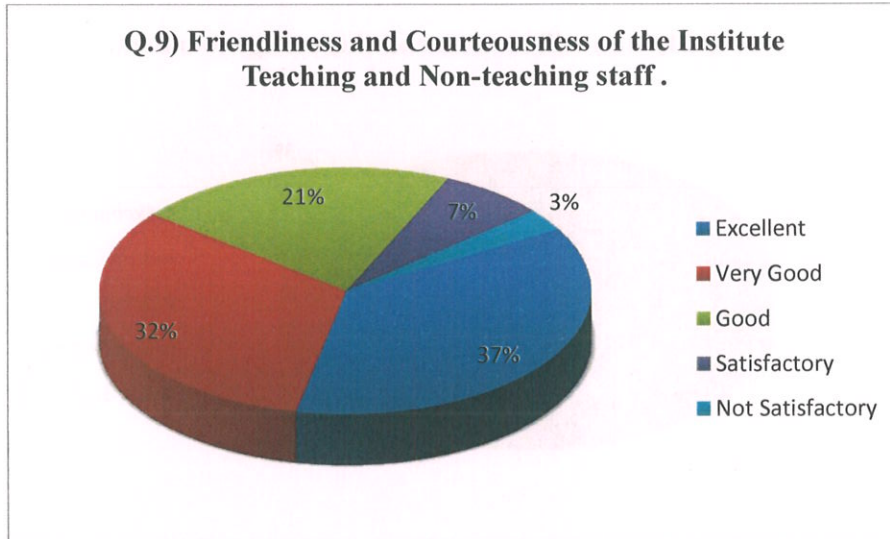
Q.8) 3 Learning resources and Infrastructure (i.e. Library Resources, Laboratory, Internet Access, Hostel facilities, Canteen facilities etc.) provided by the college.

	Grade	No. of Parents	Percentage
Q.8)	Excellent	27	38.03%
	Very Good	20	28.17%
	Good	13	18.31%
	Satisfactory	9	12.68%
	Not Satisfactory	2	2.82%



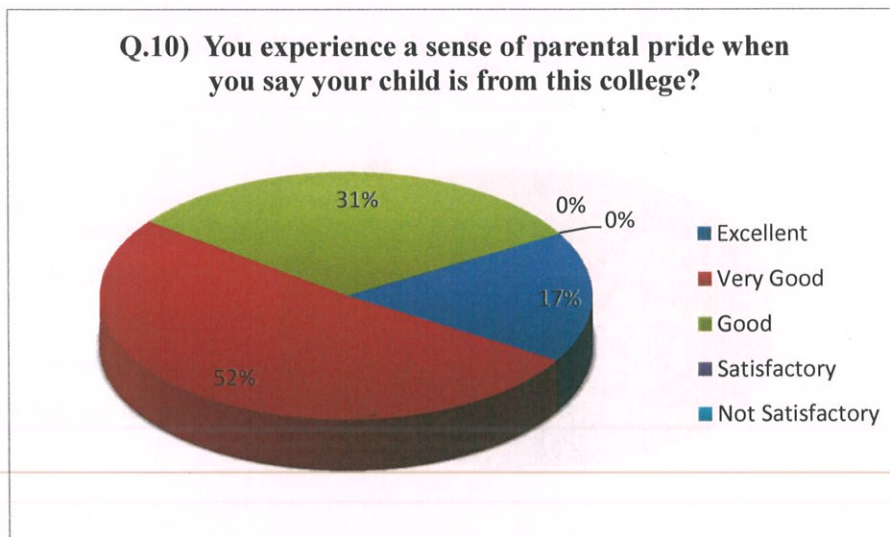
Q.9) Friendliness and Courteousness of the Institute Teaching and Non-teaching staff.

	Grade	No. of Parents	Percentage
Q.9)	Excellent	26	36.62%
	Very Good	23	32.39%
	Good	15	21.13%
	Satisfactory	5	7.04%
	Not Satisfactory	2	2.82%



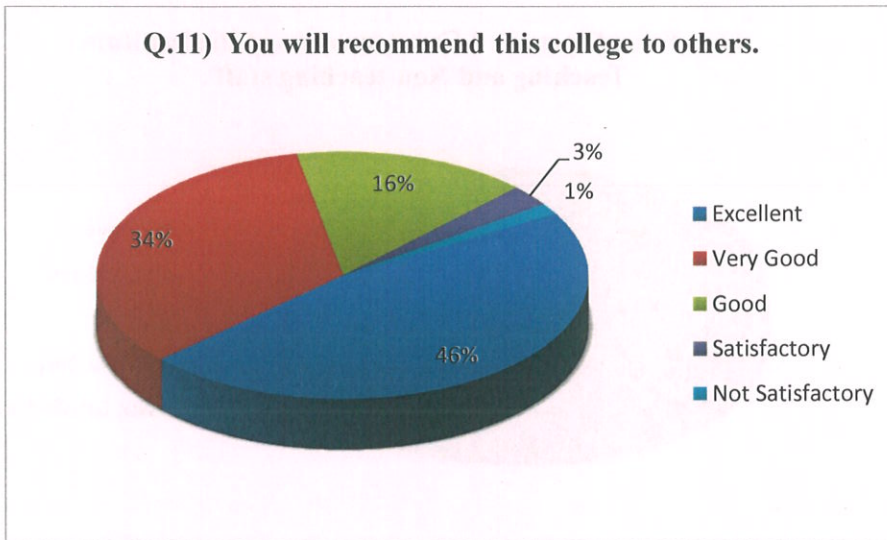
Q.10) You experience a sense of parental pride when you say your child is from this college?

	Grade	No. of Parents	Percentage
Q.10)	Excellent	28	39.44%
	Very Good	24	33.80%
	Good	16	22.54%
	Satisfactory	2	2.82%
	Not Satisfactory	1	1.41%



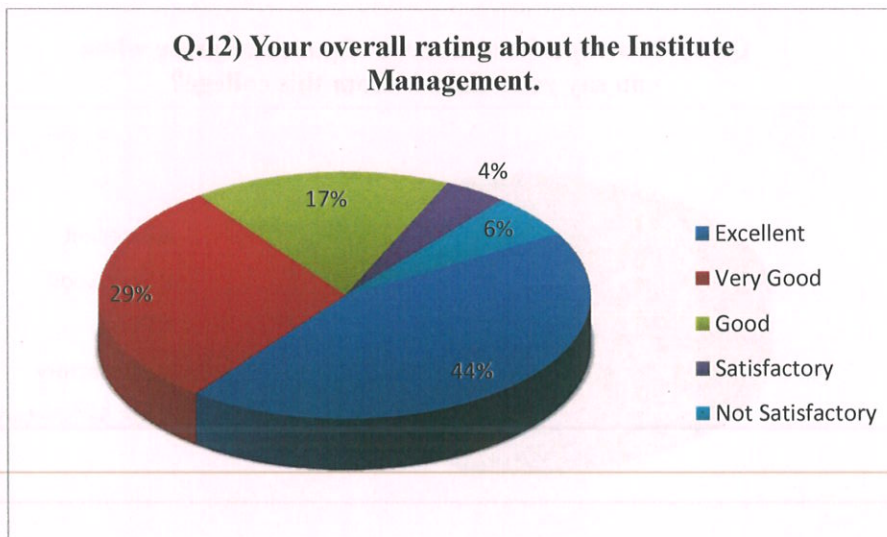
Q.11) You will recommend this college to others.

	Grade	No. of Parents	Percentage
Q.11)	Excellent	33	46.48%
	Very Good	24	33.80%
	Good	11	15.49%
	Satisfactory	2	2.82%
	Not Satisfactory	1	1.41%



Q.12) Your overall rating about the Institute Management.

	Grade	No. of Parents	Percentage
Q.12)	Excellent	31	43.66%
	Very Good	21	29.58%
	Good	12	16.90%
	Satisfactory	3	4.23%
	Not Satisfactory	4	5.63%

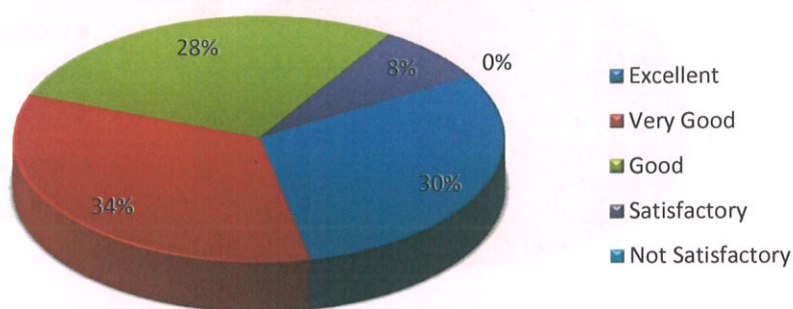


NAME OF THE DEPARTMENT: EDUCATION

Q.1) Your opinion about the academic standard of the Institute.

	Grade	No. of Parents	Percentage
Q.1)	Excellent	31	30.10%
	Very Good	35	33.98%
	Good	29	28.16%
	Satisfactory	8	7.77%
	Not Satisfactory	0	0.00%

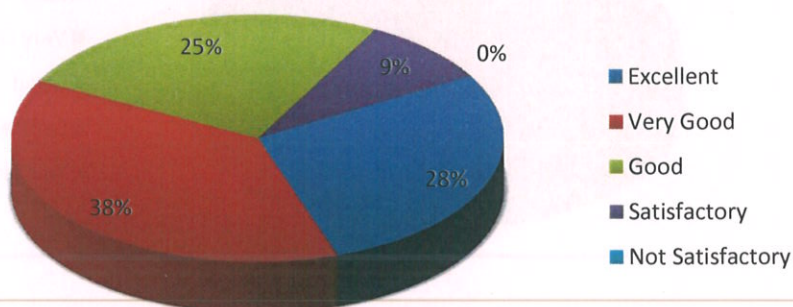
Q.1) Your opinion about the academic standard of the Institute.



Q.2) Assessment about the teaching/learning process in the Institute.

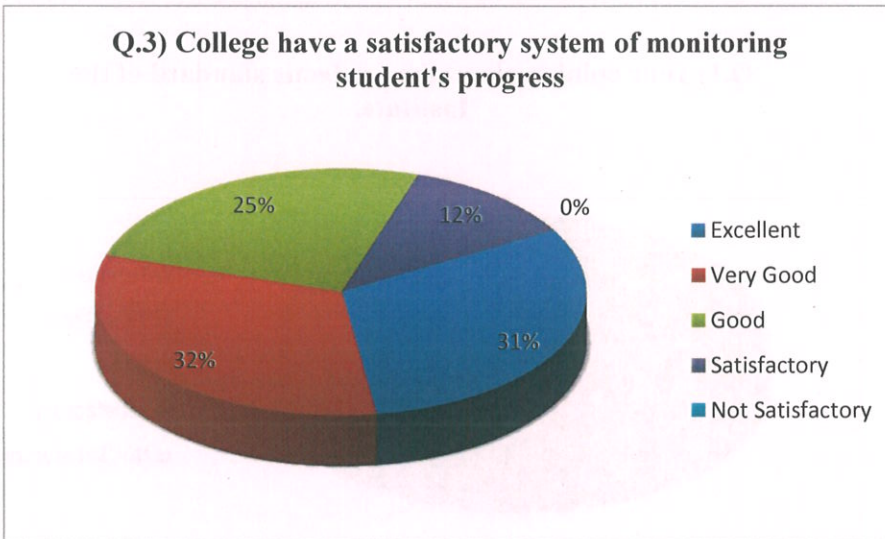
	Grade	No. of Parents	Percentage
Q.2)	Excellent	29	28.16%
	Very Good	39	37.86%
	Good	26	25.24%
	Satisfactory	9	8.74%
	Not Satisfactory	0	0.00%

Q.2) Assessment about the teaching/learning process in the Institute.



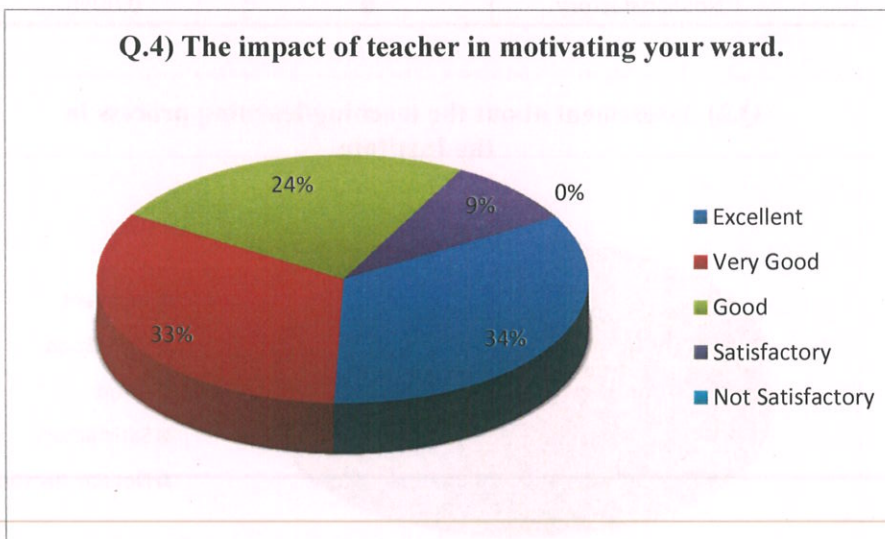
Q.3) College have a satisfactory system of monitoring student's progress.

	Grade	No. of Parents	Percentage
Q.3)	Excellent	32	31.07%
	Very Good	33	32.04%
	Good	26	25.24%
	Satisfactory	12	11.65%
	Not Satisfactory	0	0.00%



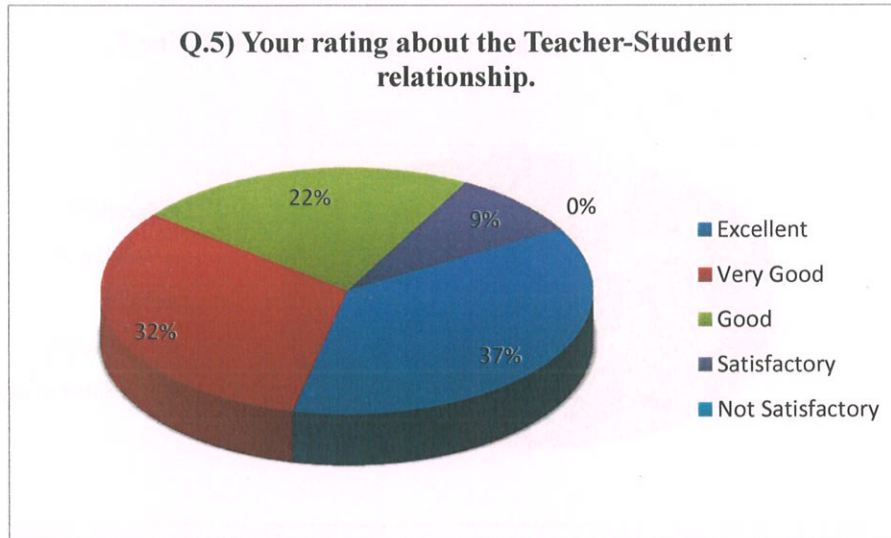
Q.4) The impact of teacher in motivating your ward.

	Grade	No. of Parents	Percentage
Q.4)	Excellent	35	33.98%
	Very Good	34	33.01%
	Good	25	24.27%
	Satisfactory	9	8.74%
	Not Satisfactory	0	0.00%



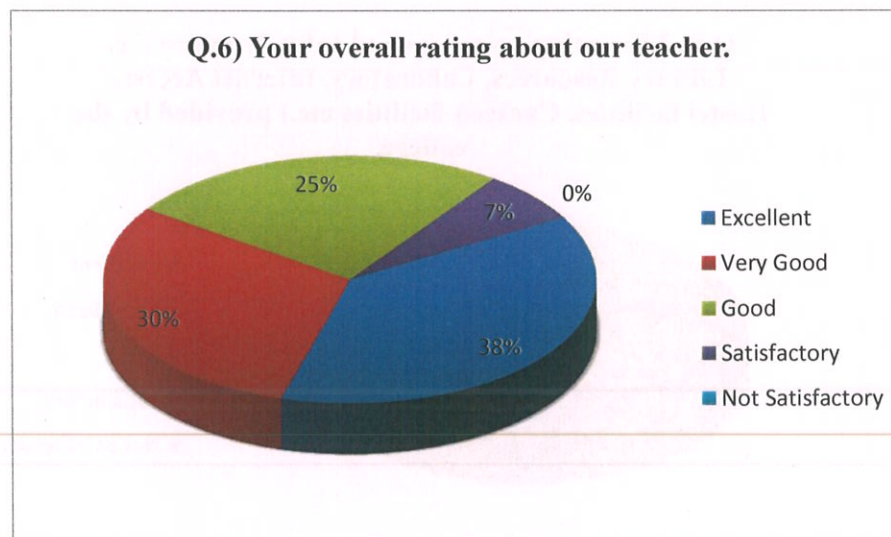
Q.5) Your rating about the Teacher-Student relationship.

	Grade	No. of Parents	Percentage
Q.5)	Excellent	38	36.89%
	Very Good	33	32.04%
	Good	23	22.33%
	Satisfactory	9	8.74%
	Not Satisfactory	0	0.00%



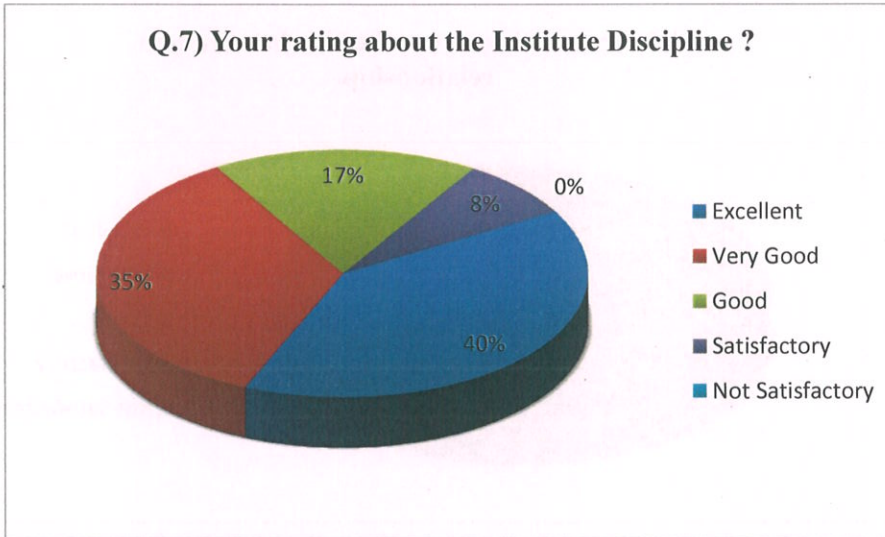
Q.6) Your overall rating about our teacher.

	Grade	No. of Parents	Percentage
Q.6)	Excellent	39	37.86%
	Very Good	31	30.10%
	Good	26	25.24%
	Satisfactory	7	6.80%
	Not Satisfactory	0	0.00%



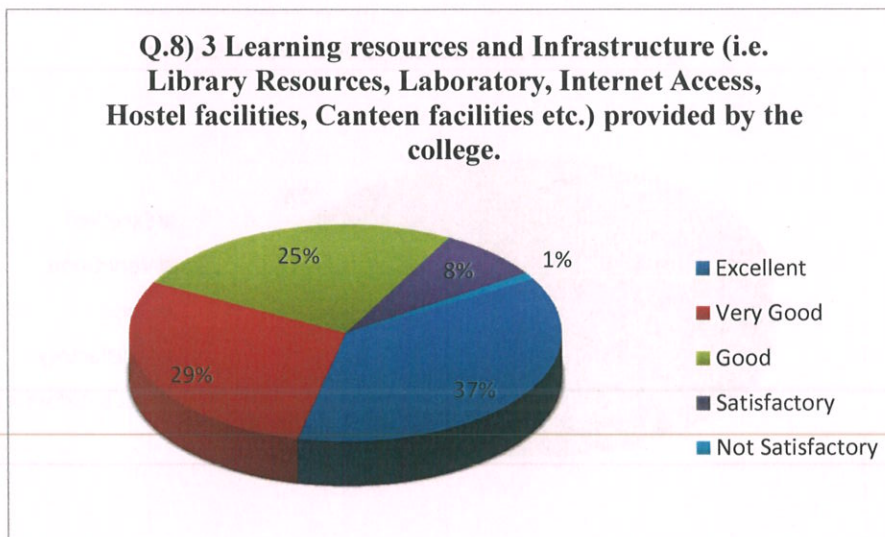
Q.7) Your rating about the Institute Discipline?

	Grade	No. of Parents	Percentage
Q.7)	Excellent	41	39.81%
	Very Good	36	34.95%
	Good	18	17.48%
	Satisfactory	8	7.77%
	Not Satisfactory	0	0.00%



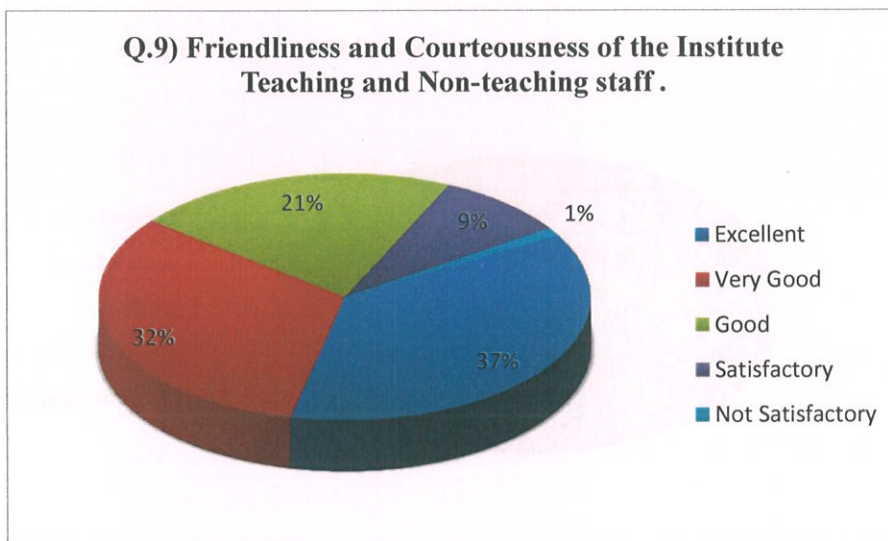
Q.8) 3 Learning resources and Infrastructure (i.e. Library Resources, Laboratory, Internet Access, Hostel facilities, Canteen facilities etc.) provided by the college.

	Grade	No. of Parents	Percentage
Q.8)	Excellent	38	36.89%
	Very Good	30	29.13%
	Good	26	25.24%
	Satisfactory	8	7.77%
	Not Satisfactory	1	0.97%



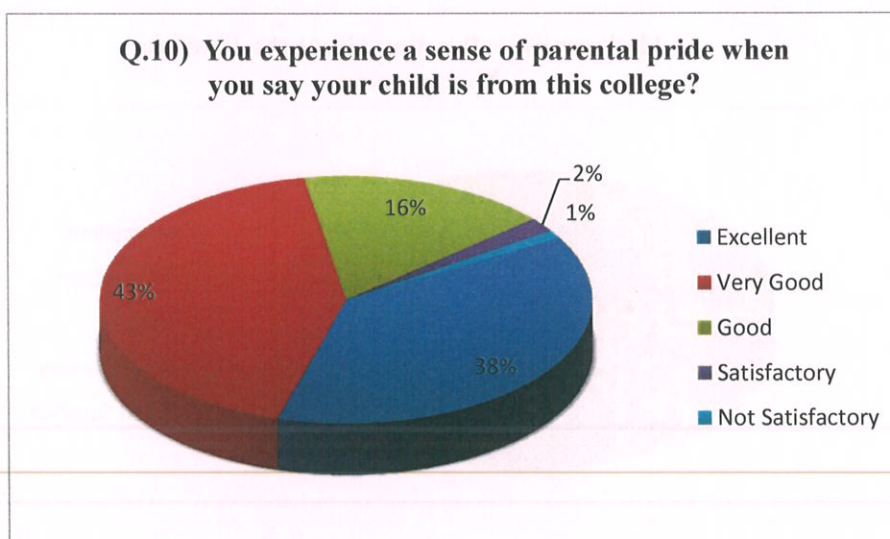
Q.9) Friendliness and Courteousness of the Institute Teaching and Non-teaching staff.

	Grade	No. of Parents	Percentage
Q.9)	Excellent	38	36.89%
	Very Good	33	32.04%
	Good	22	21.36%
	Satisfactory	9	8.74%
	Not Satisfactory	1	0.97%



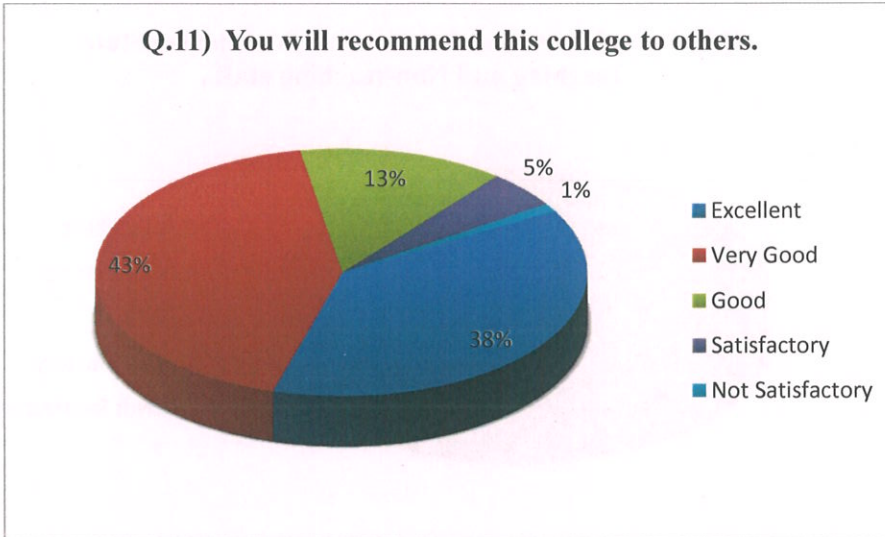
Q.10) You experience a sense of parental pride when you say your child is from this college?

	Grade	No. of Parents	Percentage
Q.10)	Excellent	39	37.86%
	Very Good	44	42.72%
	Good	17	16.50%
	Satisfactory	2	1.94%
	Not Satisfactory	1	0.97%



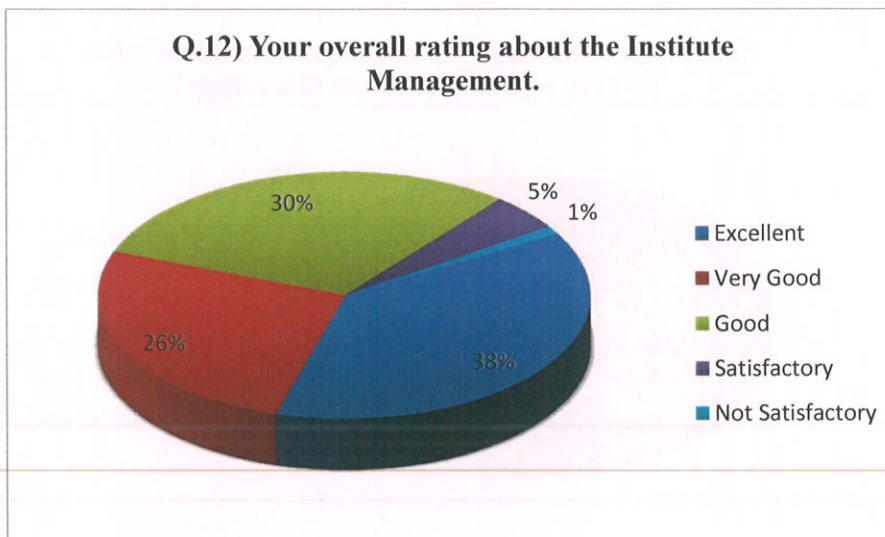
Q.11) You will recommend this college to others.

	Grade	No. of Parents	Percentage
Q.11)	Excellent	39	37.86%
	Very Good	44	42.72%
	Good	14	13.59%
	Satisfactory	5	4.85%
	Not Satisfactory	1	0.97%



Q.12) Your overall rating about the Institute Management.

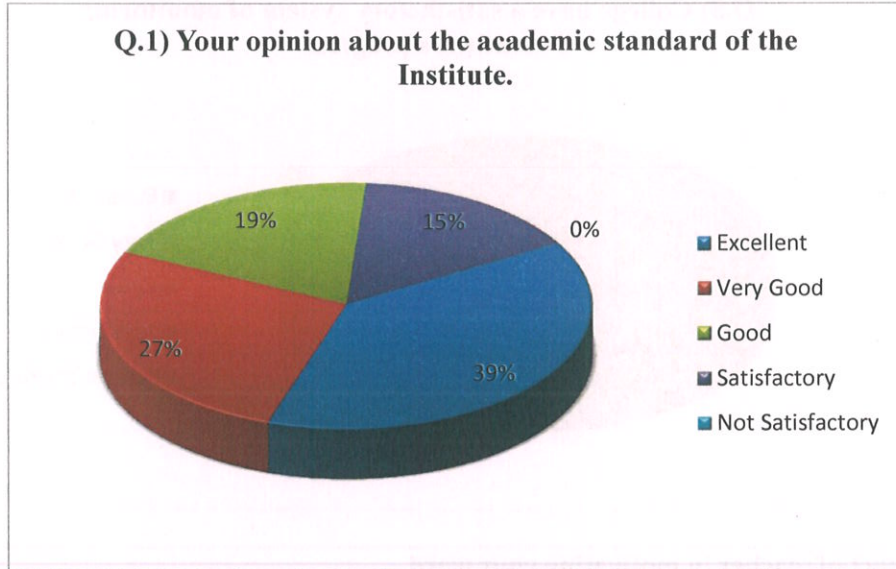
	Grade	No. of Parents	Percentage
Q.12)	Excellent	39	37.86%
	Very Good	27	26.21%
	Good	31	30.10%
	Satisfactory	5	4.85%
	Not Satisfactory	1	0.97%



NAME OF THE DEPARTMENT: ETC

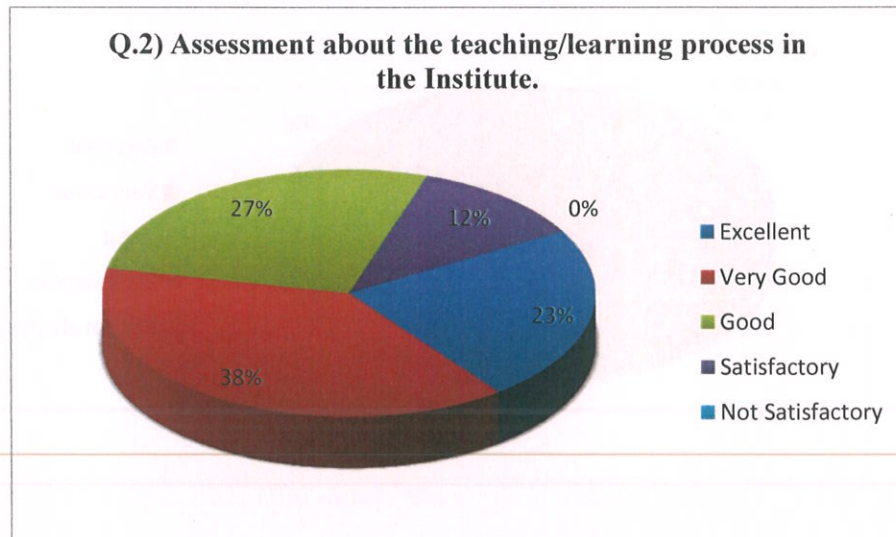
Q.1) Your opinion about the academic standard of the Institute.

	Grade	No. of Parents	Percentage
Q.1)	Excellent	10	38.46%
	Very Good	7	26.92%
	Good	5	19.23%
	Satisfactory	4	15.38%
	Not Satisfactory	0	0.00%



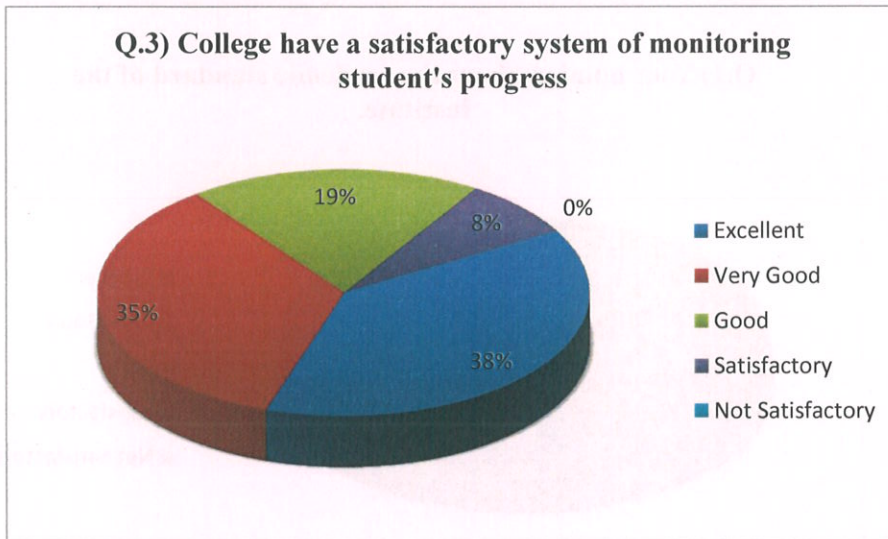
Q.2) Assessment about the teaching/learning process in the Institute.

	Grade	No. of Parents	Percentage
Q.2)	Excellent	6	23.08%
	Very Good	10	38.46%
	Good	7	26.92%
	Satisfactory	3	11.54%
	Not Satisfactory	0	0.00%



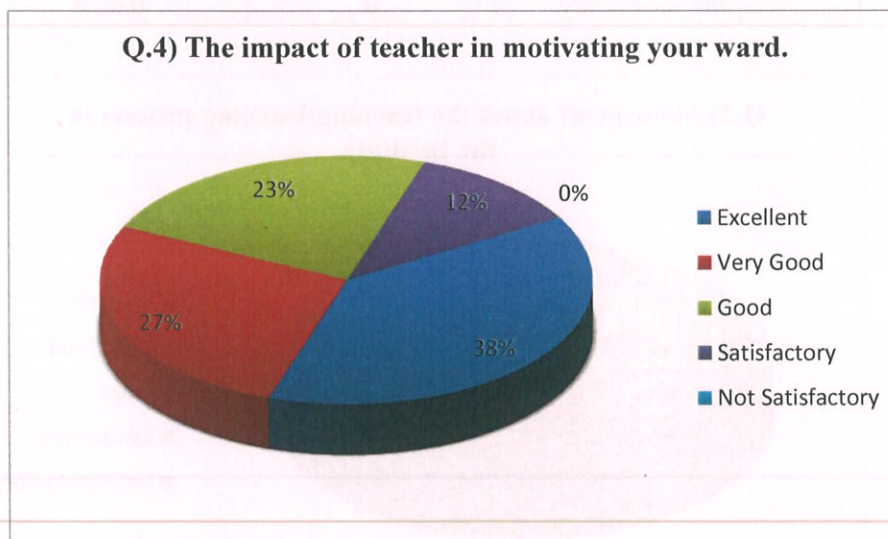
Q.3) College have a satisfactory system of monitoring student's progress.

	Grade	No. of Parents	Percentage
Q.3)	Excellent	10	38.46%
	Very Good	9	34.62%
	Good	5	19.23%
	Satisfactory	2	7.69%
	Not Satisfactory	0	0.00%



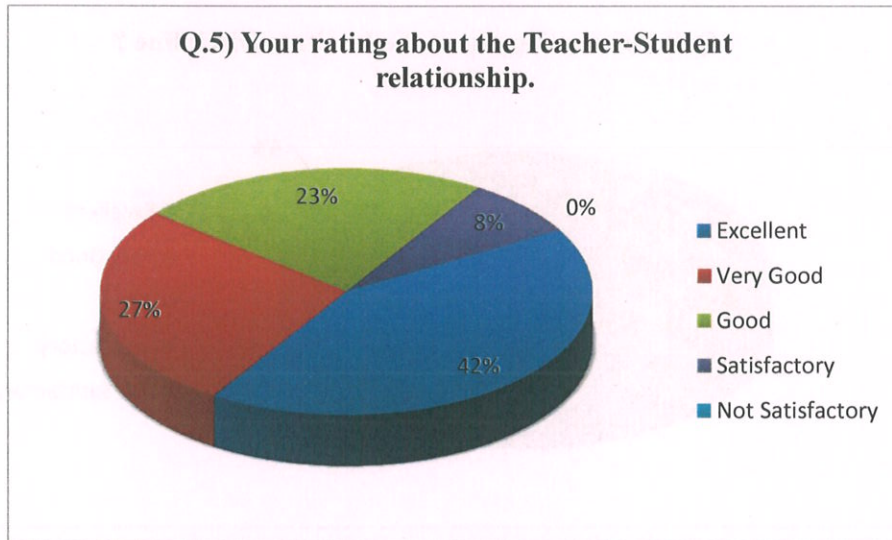
Q.4) The impact of teacher in motivating your ward.

	Grade	No. of Parents	Percentage
Q.4)	Excellent	10	38.46%
	Very Good	7	26.92%
	Good	6	23.08%
	Satisfactory	3	11.54%
	Not Satisfactory	0	0.00%



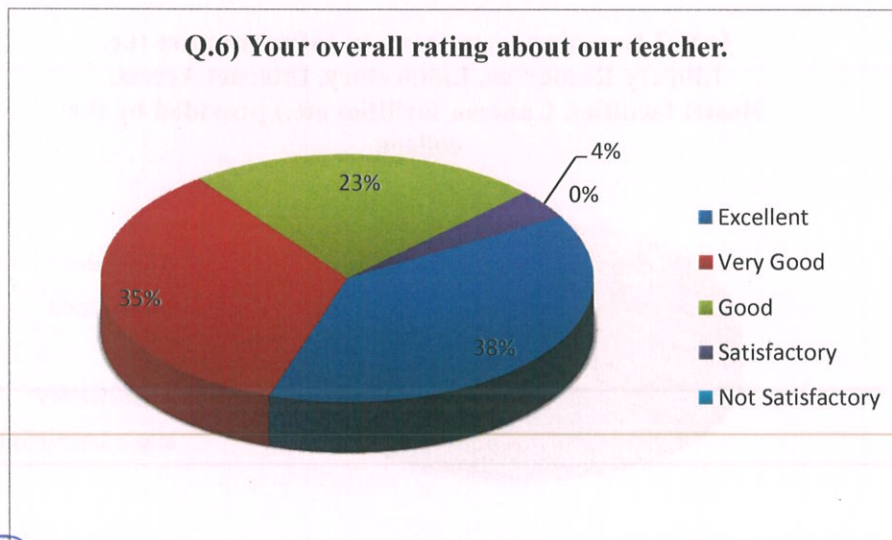
Q.5) Your rating about the Teacher-Student relationship.

	Grade	No. of Parents	Percentage
Q.5)	Excellent	11	42.31%
	Very Good	7	26.92%
	Good	6	23.08%
	Satisfactory	2	7.69%
	Not Satisfactory	0	0.00%



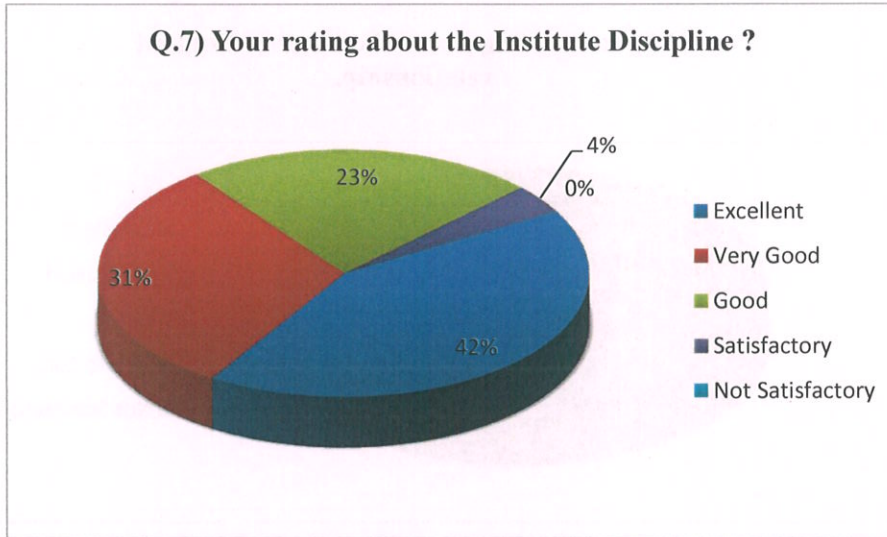
Q.6) Your overall rating about our teacher.

	Grade	No. of Parents	Percentage
Q.6)	Excellent	10	38.46%
	Very Good	9	34.62%
	Good	6	23.08%
	Satisfactory	1	3.85%
	Not Satisfactory	0	0.00%



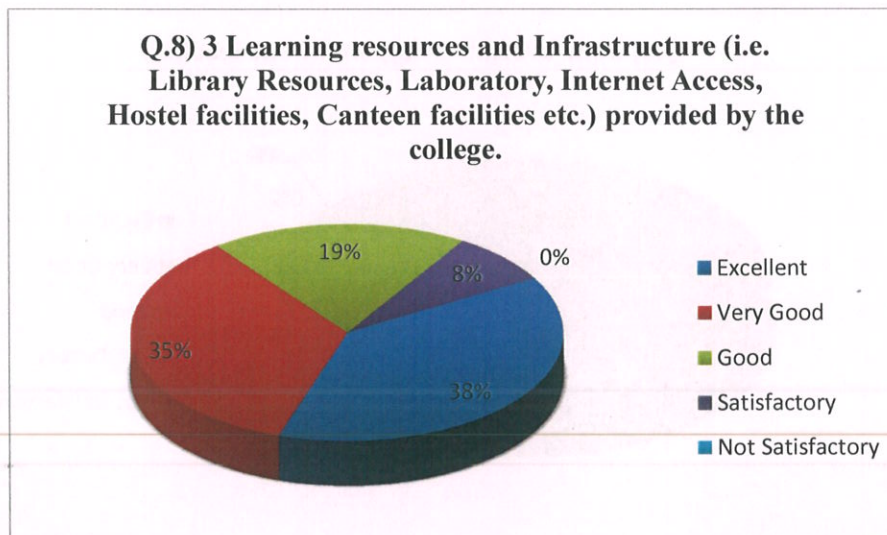
Q.7) Your rating about the Institute Discipline?

	Grade	No. of Parents	Percentage
Q.7)	Excellent	11	42.31%
	Very Good	8	30.77%
	Good	6	23.08%
	Satisfactory	1	3.85%
	Not Satisfactory	0	0.00%



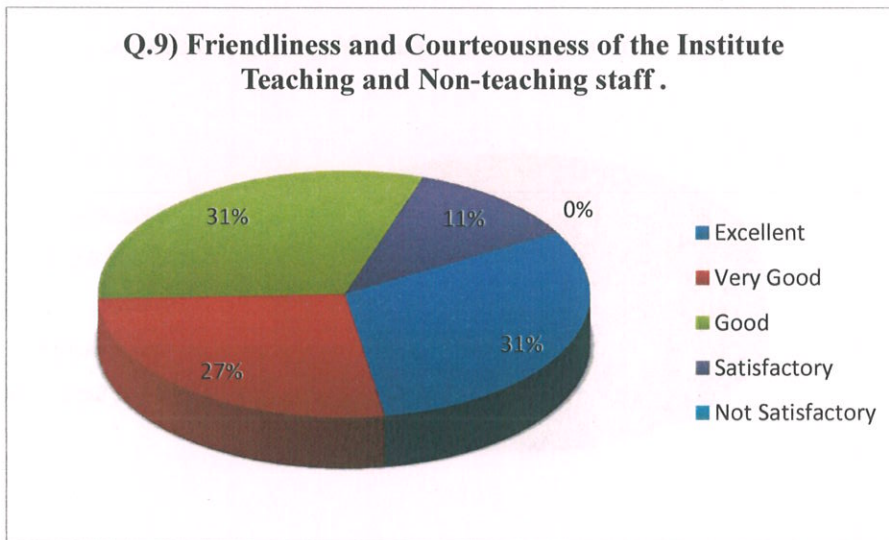
Q.8) 3 Learning resources and Infrastructure (i.e. Library Resources, Laboratory, Internet Access, Hostel facilities, Canteen facilities etc.) provided by the college.

	Grade	No. of Parents	Percentage
Q.8)	Excellent	10	38.46%
	Very Good	9	34.62%
	Good	5	19.23%
	Satisfactory	2	7.69%
	Not Satisfactory	0	0.00%



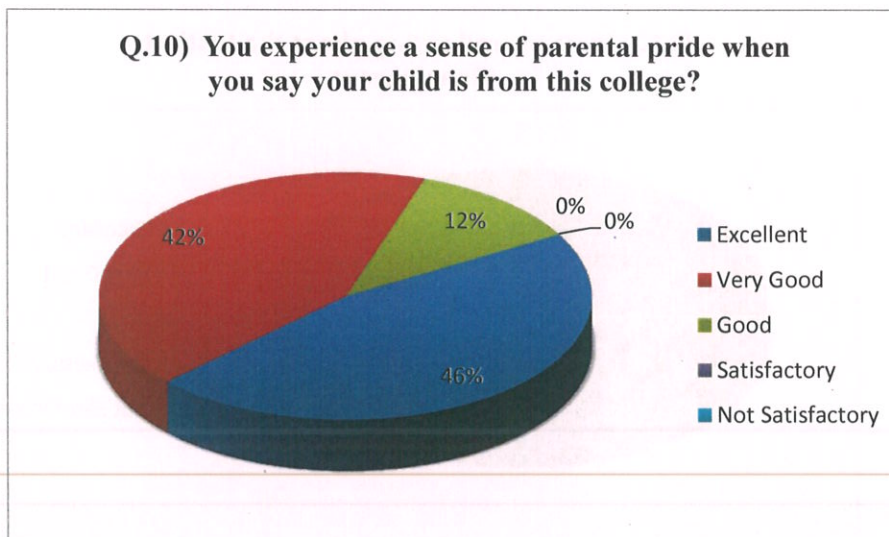
Q.9) Friendliness and Courteousness of the Institute Teaching and Non-teaching staff.

	Grade	No. of Parents	Percentage
Q.9)	Excellent	8	30.77%
	Very Good	7	26.92%
	Good	8	30.77%
	Satisfactory	3	11.54%
	Not Satisfactory	0	0.00%



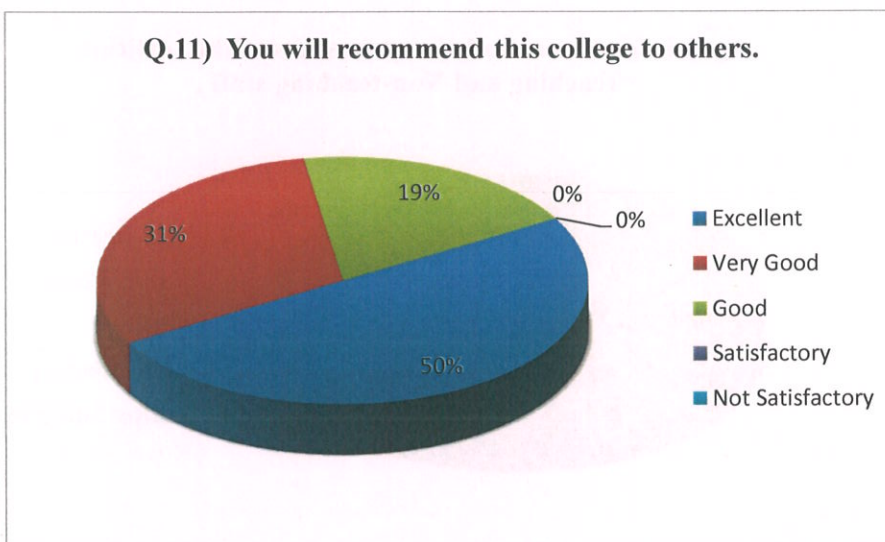
Q.10) You experience a sense of parental pride when you say your child is from this college?

	Grade	No. of Parents	Percentage
Q.10)	Excellent	12	46.15%
	Very Good	11	42.31%
	Good	3	11.54%
	Satisfactory	0	0.00%
	Not Satisfactory	0	0.00%



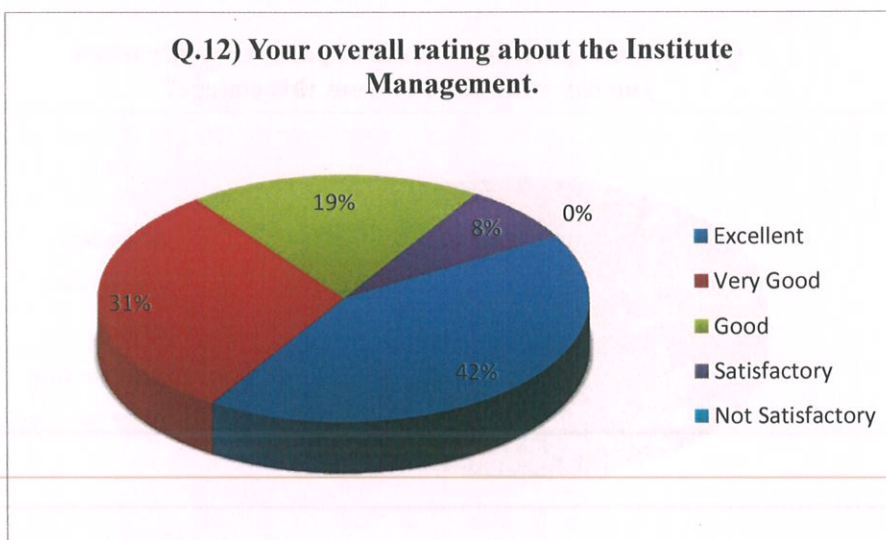
Q.11) You will recommend this college to others.

	Grade	No. of Parents	Percentage
Q.11)	Excellent	13	50.00%
	Very Good	8	30.77%
	Good	5	19.23%
	Satisfactory	0	0.00%
	Not Satisfactory	0	0.00%



Q.12) Your overall rating about the Institute Management.

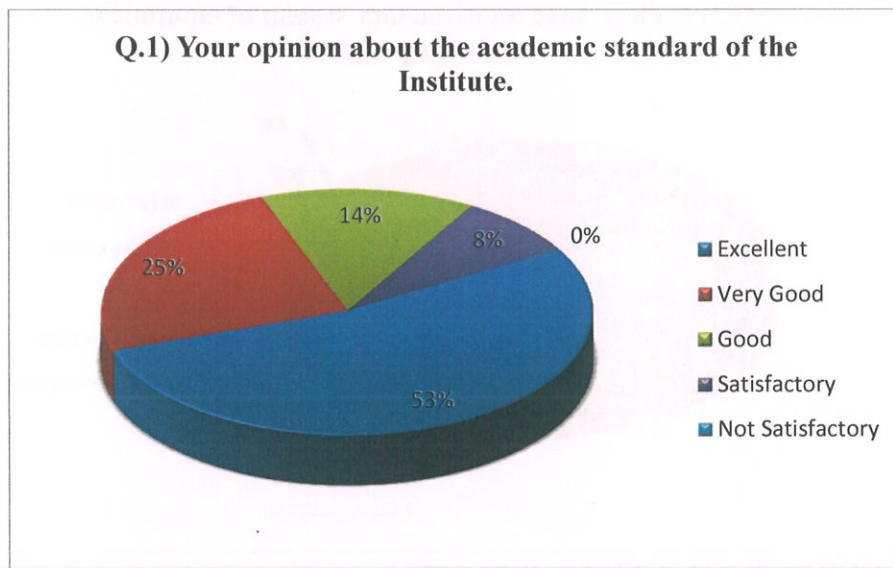
	Grade	No. of Parents	Percentage
Q.12)	Excellent	11	42.31%
	Very Good	8	30.77%
	Good	5	19.23%
	Satisfactory	2	7.69%
	Not Satisfactory	0	0.00%



NAME OF THE DEPARTMENT: ENGLISH

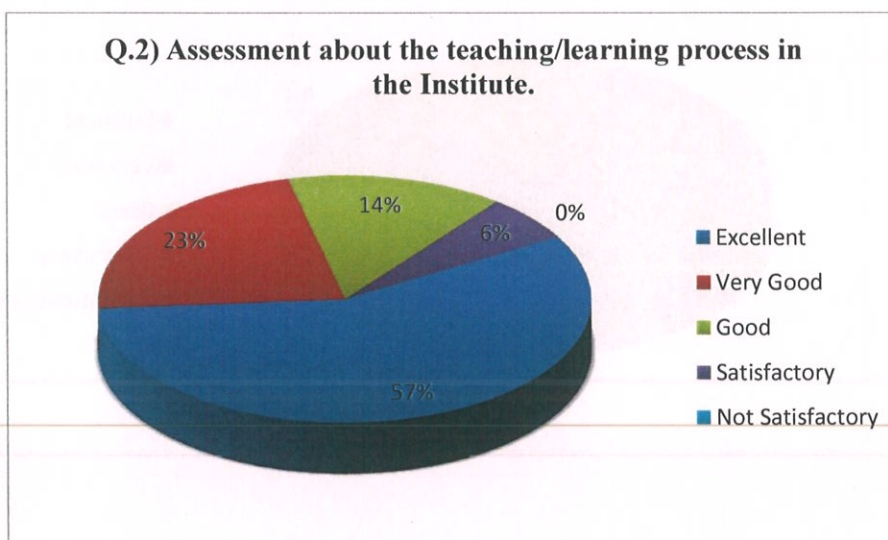
Q.1) Your opinion about the academic standard of the Institute.

	Grade	No. of Parents	Percentage
Q.1)	Excellent	26	53.06%
	Very Good	12	24.49%
	Good	7	14.29%
	Satisfactory	4	8.16%
	Not Satisfactory	0	0.00%



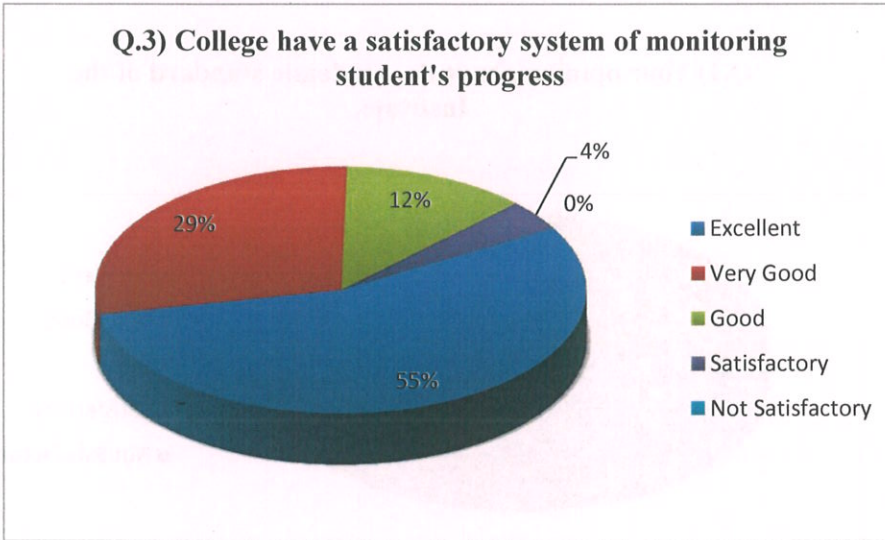
Q.2) Assessment about the teaching/learning process in the Institute.

	Grade	No. of Parents	Percentage
Q.2)	Excellent	28	57.14%
	Very Good	11	22.45%
	Good	7	14.29%
	Satisfactory	3	6.12%
	Not Satisfactory	0	0.00%



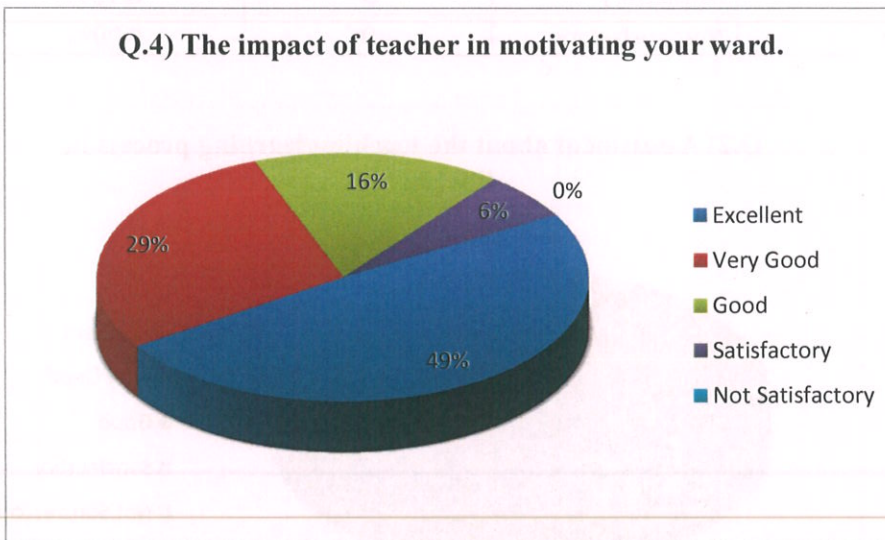
Q.3) College have a satisfactory system of monitoring student's progress.

	Grade	No. of Parents	Percentage
Q.3)	Excellent	27	55.10%
	Very Good	14	28.57%
	Good	6	12.24%
	Satisfactory	2	4.08%
	Not Satisfactory	0	0.00%



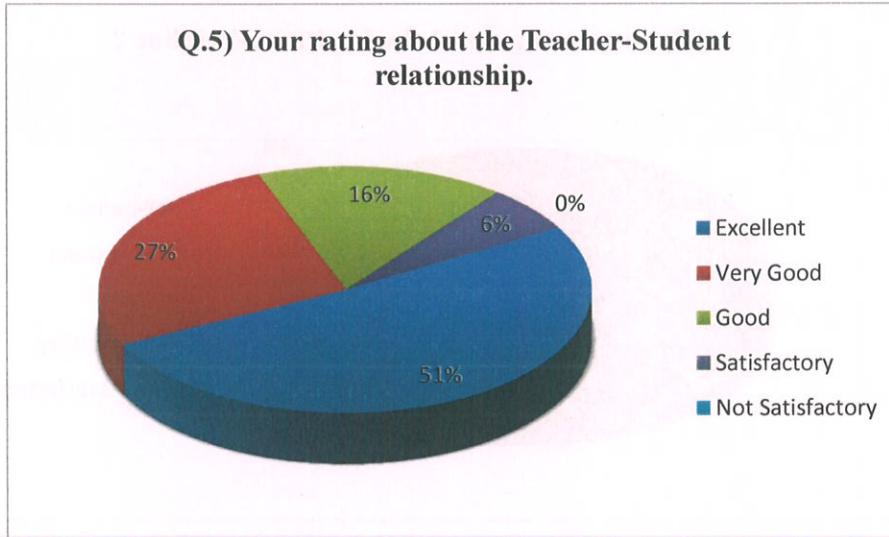
Q.4) The impact of teacher in motivating your ward.

	Grade	No. of Parents	Percentage
Q.4)	Excellent	24	48.98%
	Very Good	14	28.57%
	Good	8	16.33%
	Satisfactory	3	6.12%
	Not Satisfactory	0	0.00%



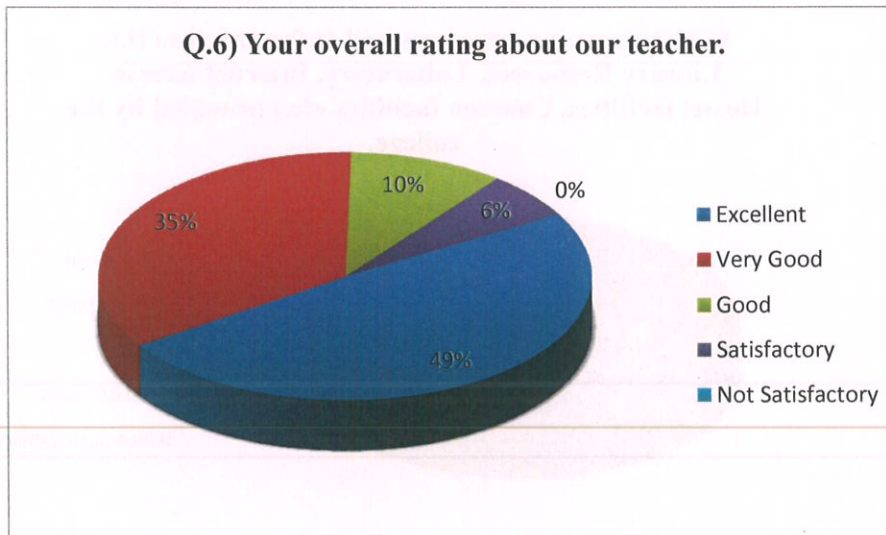
Q.5) Your rating about the Teacher-Student relationship.

	Grade	No. of Parents	Percentage
Q.5)	Excellent	25	51.02%
	Very Good	13	26.53%
	Good	8	16.33%
	Satisfactory	3	6.12%
	Not Satisfactory	0	0.00%



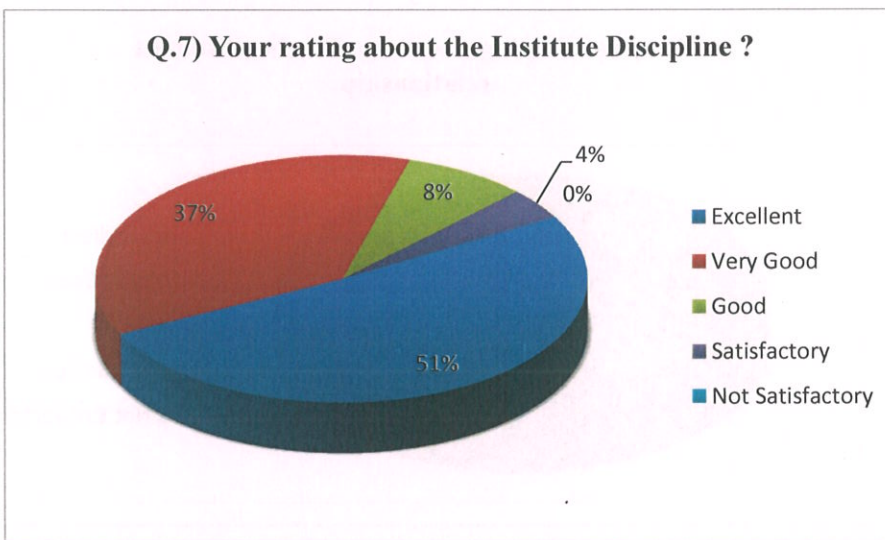
Q.6) Your overall rating about our teacher.

	Grade	No. of Parents	Percentage
Q.6)	Excellent	24	48.98%
	Very Good	17	34.69%
	Good	5	10.20%
	Satisfactory	3	6.12%
	Not Satisfactory	0	0.00%



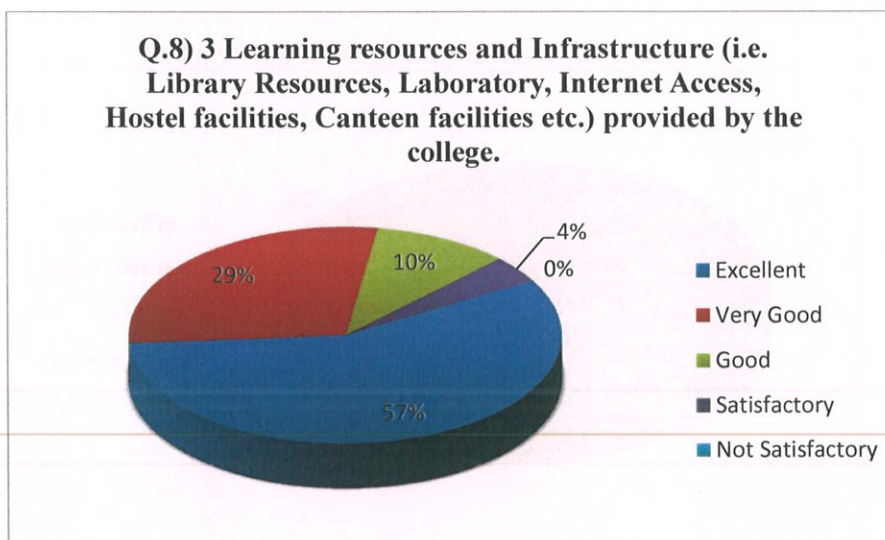
Q.7) Your rating about the Institute Discipline?

	Grade	No. of Parents	Percentage
Q.7)	Excellent	25	51.02%
	Very Good	18	36.73%
	Good	4	8.16%
	Satisfactory	2	4.08%
	Not Satisfactory	0	0.00%



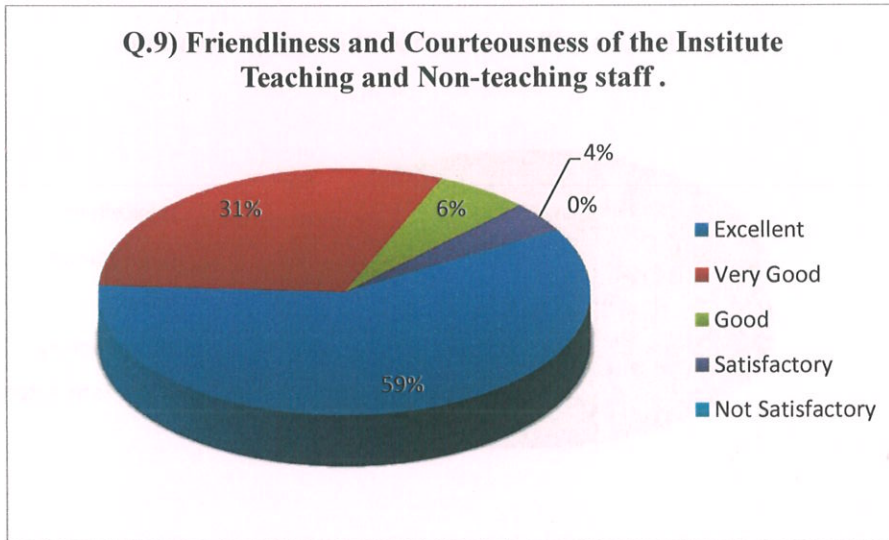
Q.8) 3 Learning resources and Infrastructure (i.e. Library Resources, Laboratory, Internet Access, Hostel facilities, Canteen facilities etc.) provided by the college.

	Grade	No. of Parents	Percentage
Q.8)	Excellent	28	57.14%
	Very Good	14	28.57%
	Good	5	10.20%
	Satisfactory	2	4.08%
	Not Satisfactory	0	0.00%



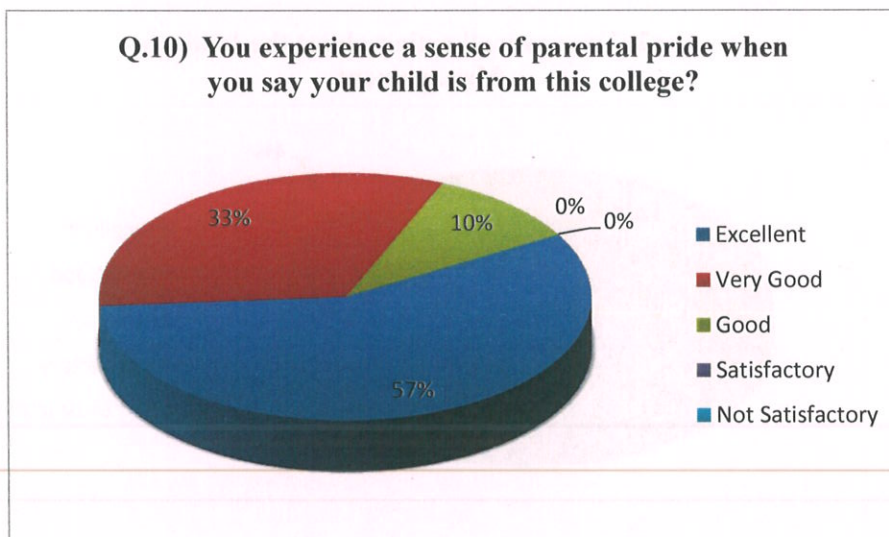
Q.9) Friendliness and Courteousness of the Institute Teaching and Non-teaching staff.

	Grade	No. of Parents	Percentage
Q.9)	Excellent	29	59.18%
	Very Good	15	30.61%
	Good	3	6.12%
	Satisfactory	2	4.08%
	Not Satisfactory	0	0.00%



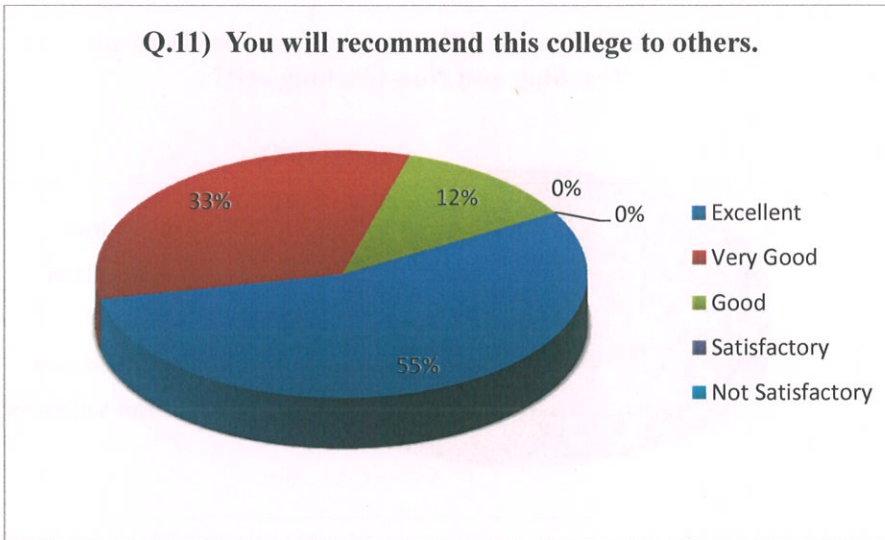
Q.10) You experience a sense of parental pride when you say your child is from this college?

	Grade	No. of Parents	Percentage
Q.10)	Excellent	28	57.14%
	Very Good	16	32.65%
	Good	5	10.20%
	Satisfactory	0	0.00%
	Not Satisfactory	0	0.00%



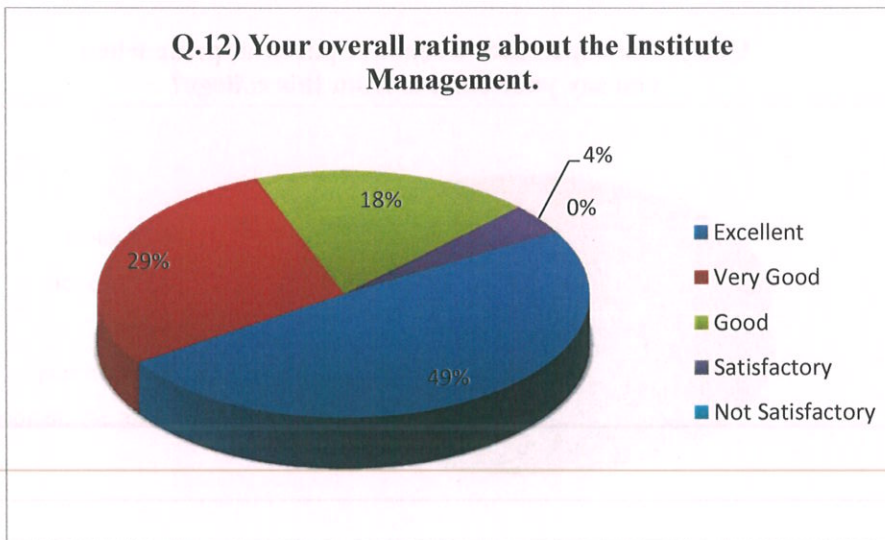
Q.11) You will recommend this college to others.

	Grade	No. of Parents	Percentage
Q.11)	Excellent	27	55.10%
	Very Good	16	32.65%
	Good	6	12.24%
	Satisfactory	0	0.00%
	Not Satisfactory	0	0.00%



Q.12) Your overall rating about the Institute Management.

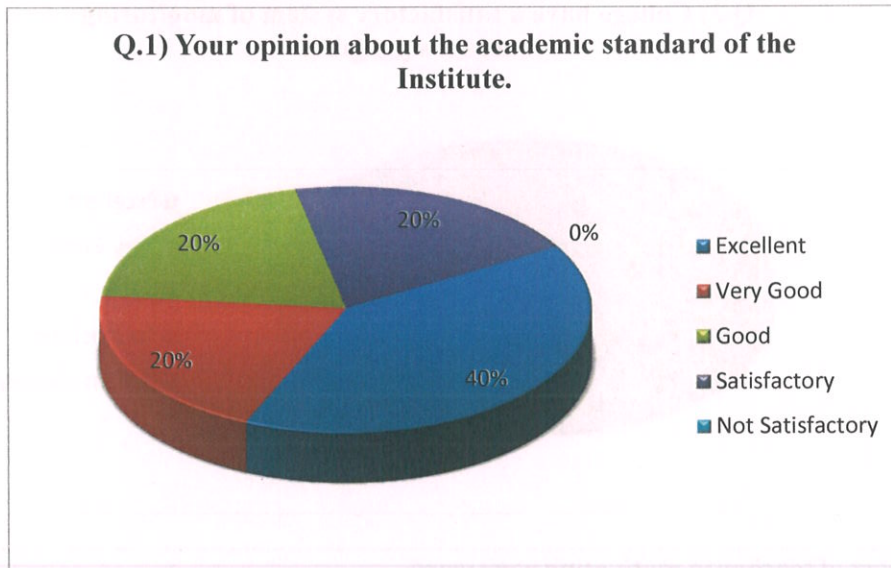
	Grade	No. of Parents	Percentage
Q.12)	Excellent	24	48.98%
	Very Good	14	28.57%
	Good	9	18.37%
	Satisfactory	2	4.08%
	Not Satisfactory	0	0.00%



NAME OF THE DEPARTMENT: GEOGRAPHY

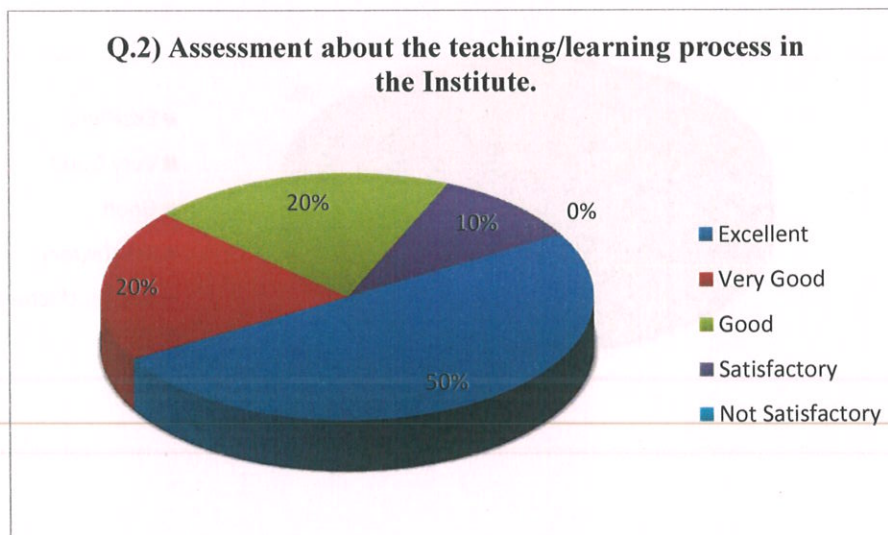
Q.1) Your opinion about the academic standard of the Institute.

	Grade	No. of Parents	Percentage
Q.1)	Excellent	4	40.00%
	Very Good	2	20.00%
	Good	2	20.00%
	Satisfactory	2	20.00%
	Not Satisfactory	0	0.00%



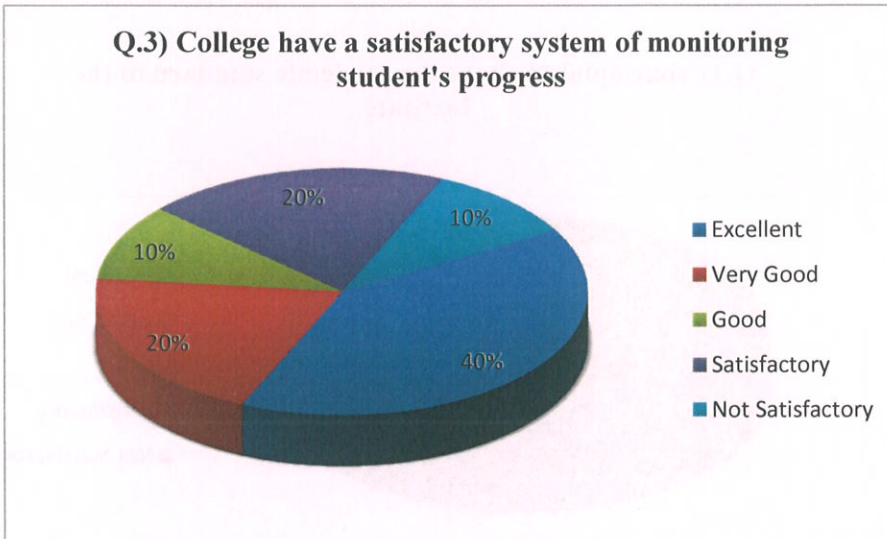
Q.2) Assessment about the teaching/learning process in the Institute.

	Grade	No. of Parents	Percentage
Q.2)	Excellent	5	50.00%
	Very Good	2	20.00%
	Good	2	20.00%
	Satisfactory	1	10.00%
	Not Satisfactory	0	0.00%



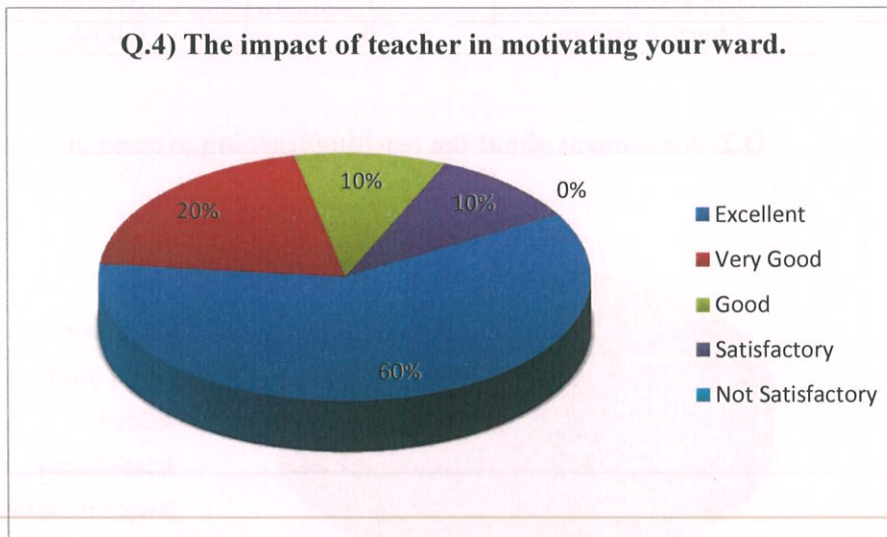
Q.3) College have a satisfactory system of monitoring student's progress.

	Grade	No. of Parents	Percentage
Q.3)	Excellent	4	40.00%
	Very Good	2	20.00%
	Good	1	10.00%
	Satisfactory	2	20.00%
	Not Satisfactory	1	10.00%



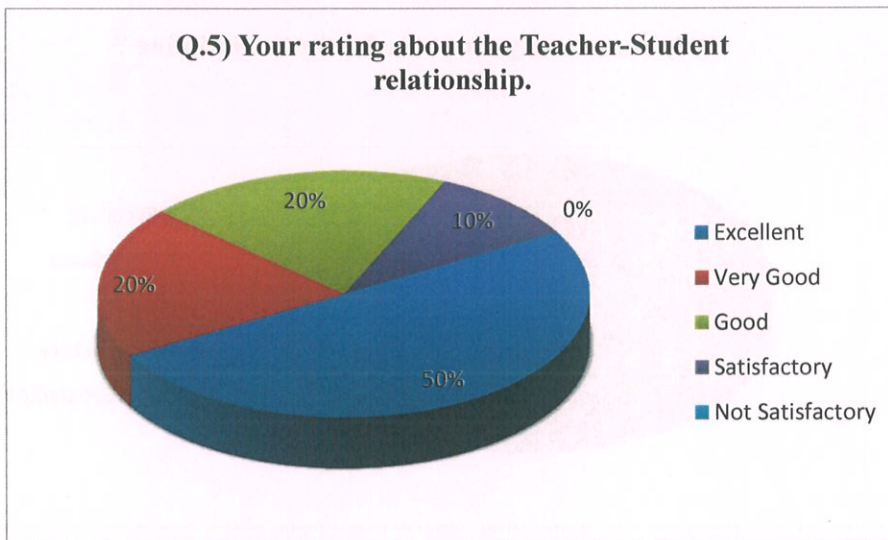
Q.4) The impact of teacher in motivating your ward.

	Grade	No. of Parents	Percentage
Q.4)	Excellent	6	60.00%
	Very Good	2	20.00%
	Good	1	10.00%
	Satisfactory	1	10.00%
	Not Satisfactory	0	0.00%



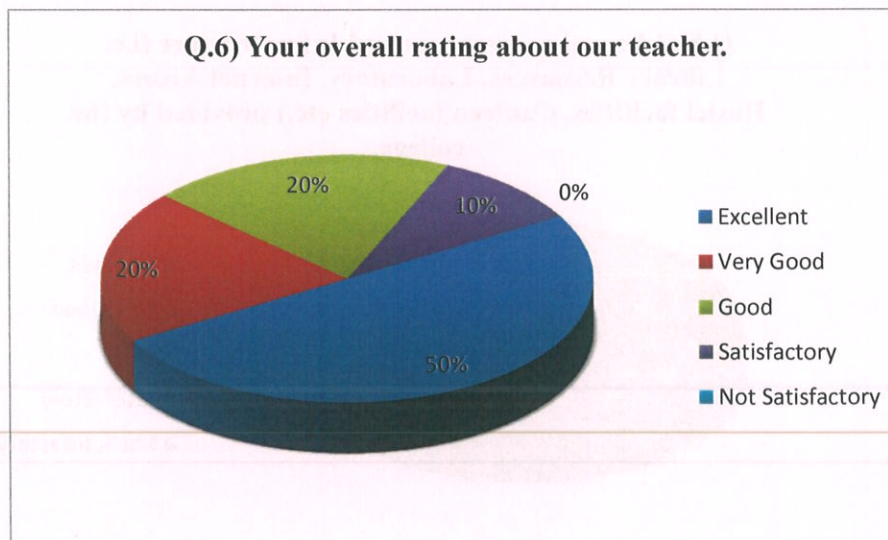
Q.5) Your rating about the Teacher-Student relationship.

	Grade	No. of Parents	Percentage
Q.5)	Excellent	5	50.00%
	Very Good	2	20.00%
	Good	2	20.00%
	Satisfactory	1	10.00%
	Not Satisfactory	0	0.00%



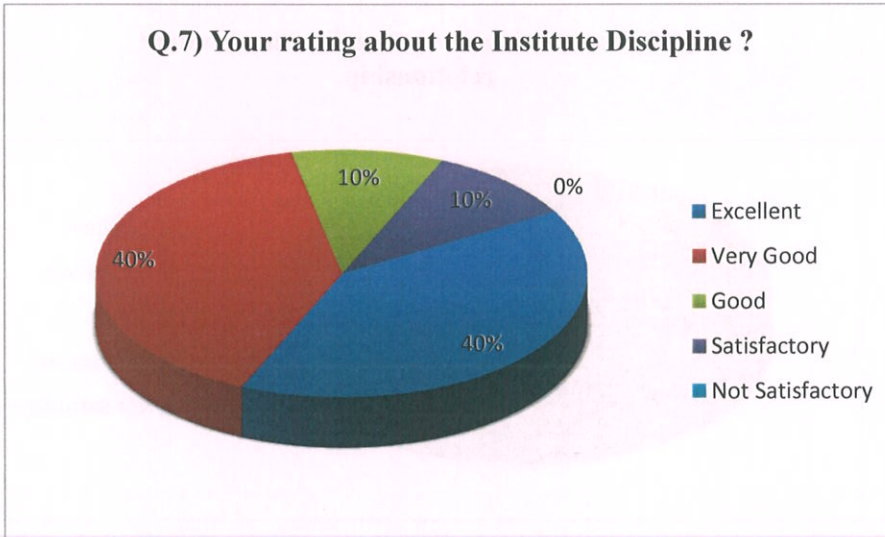
Q.6) Your overall rating about our teacher.

	Grade	No. of Parents	Percentage
Q.6)	Excellent	5	50.00%
	Very Good	2	20.00%
	Good	2	20.00%
	Satisfactory	1	10.00%
	Not Satisfactory	0	0.00%



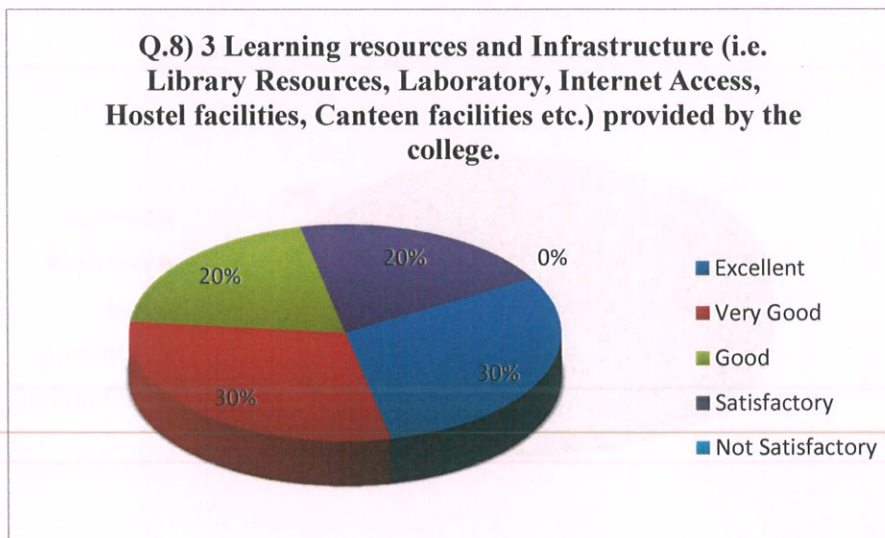
Q.7) Your rating about the Institute Discipline?

	Grade	No. of Parents	Percentage
Q.7)	Excellent	4	40.00%
	Very Good	4	40.00%
	Good	1	10.00%
	Satisfactory	1	10.00%
	Not Satisfactory	0	0.00%



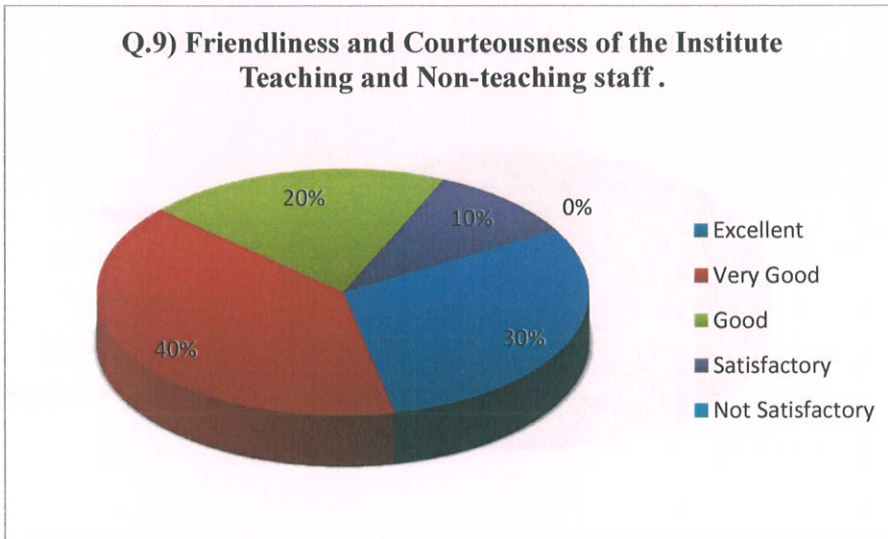
Q.8) 3 Learning resources and Infrastructure (i.e. Library Resources, Laboratory, Internet Access, Hostel facilities, Canteen facilities etc.) provided by the college.

	Grade	No. of Parents	Percentage
Q.8)	Excellent	3	30.00%
	Very Good	3	30.00%
	Good	2	20.00%
	Satisfactory	2	20.00%
	Not Satisfactory	0	0.00%



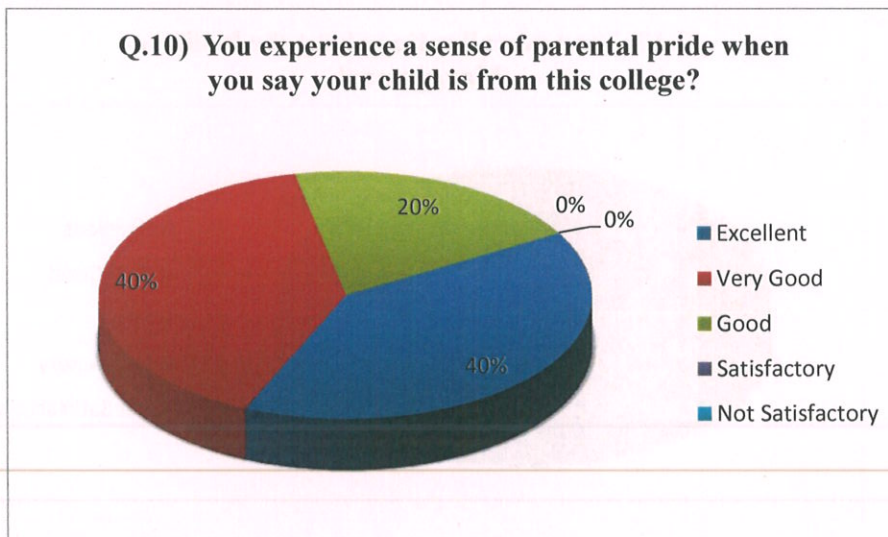
Q.9) Friendliness and Courteousness of the Institute Teaching and Non-teaching staff.

	Grade	No. of Parents	Percentage
Q.9)	Excellent	3	30.00%
	Very Good	4	40.00%
	Good	2	20.00%
	Satisfactory	1	10.00%
	Not Satisfactory	0	0.00%



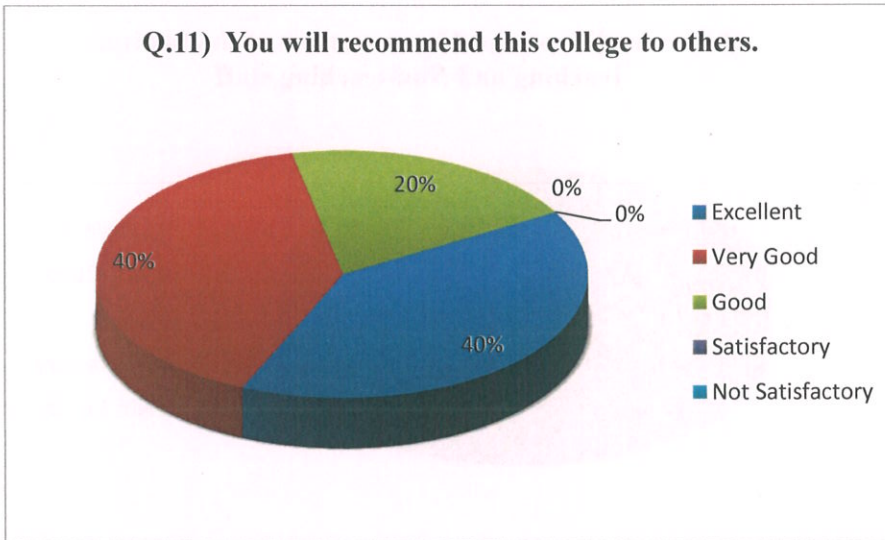
Q.10) You experience a sense of parental pride when you say your child is from this college?

	Grade	No. of Parents	Percentage
Q.10)	Excellent	4	40.00%
	Very Good	4	40.00%
	Good	2	20.00%
	Satisfactory	0	0.00%
	Not Satisfactory	0	0.00%



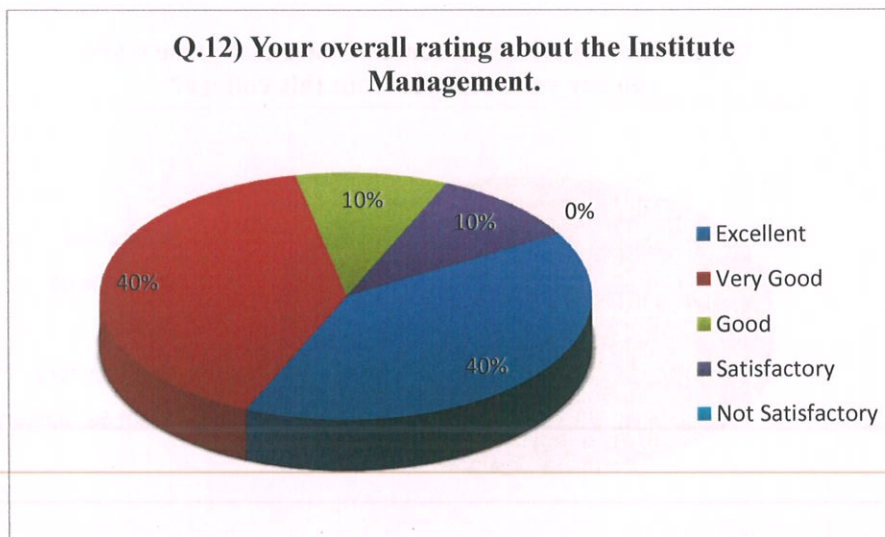
Q.11) You will recommend this college to others.

	Grade	No. of Parents	Percentage
Q.11)	Excellent	4	40.00%
	Very Good	4	40.00%
	Good	2	20.00%
	Satisfactory	0	0.00%
	Not Satisfactory	0	0.00%



Q.12) Your overall rating about the Institute Management.

	Grade	No. of Parents	Percentage
Q.12)	Excellent	4	40.00%
	Very Good	4	40.00%
	Good	1	10.00%
	Satisfactory	1	10.00%
	Not Satisfactory	0	0.00%

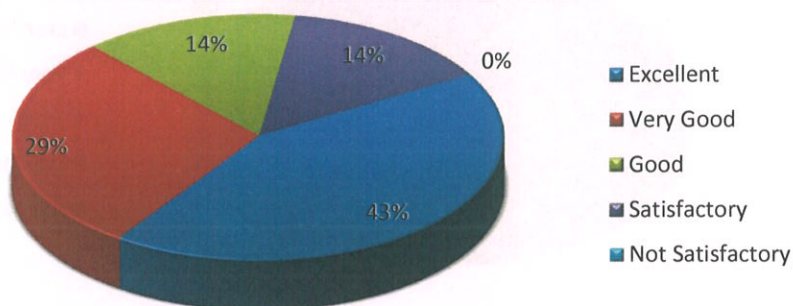


NAME OF THE DEPARTMENT: GEOLOGY

Q.1) Your opinion about the academic standard of the Institute.

	Grade	No. of Parents	Percentage
Q.1)	Excellent	3	42.86%
	Very Good	2	28.57%
	Good	1	14.29%
	Satisfactory	1	14.29%
	Not Satisfactory	0	0.00%

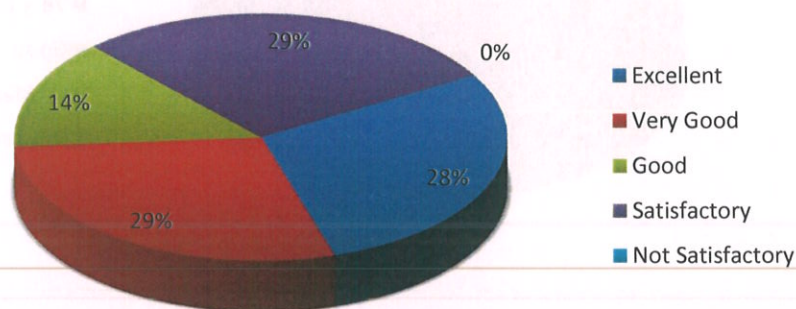
Q.1) Your opinion about the academic standard of the Institute.



Q.2) Assessment about the teaching/learning process in the Institute.

	Grade	No. of Parents	Percentage
Q.2)	Excellent	2	28.57%
	Very Good	2	28.57%
	Good	1	14.29%
	Satisfactory	2	28.57%
	Not Satisfactory	0	0.00%

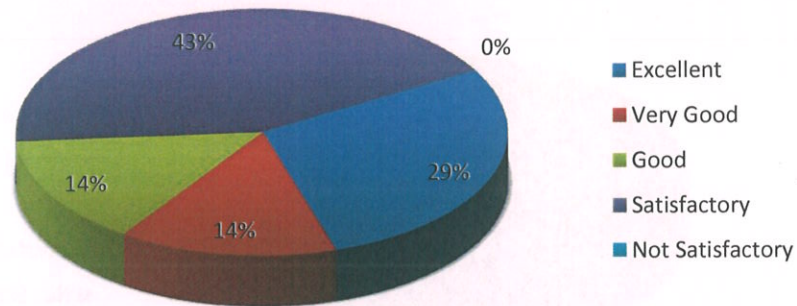
Q.2) Assessment about the teaching/learning process in the Institute.



Q.3) College have a satisfactory system of monitoring student's progress.

	Grade	No. of Parents	Percentage
Q.3)	Excellent	2	28.57%
	Very Good	1	14.29%
	Good	1	14.29%
	Satisfactory	3	42.86%
	Not Satisfactory	0	0.00%

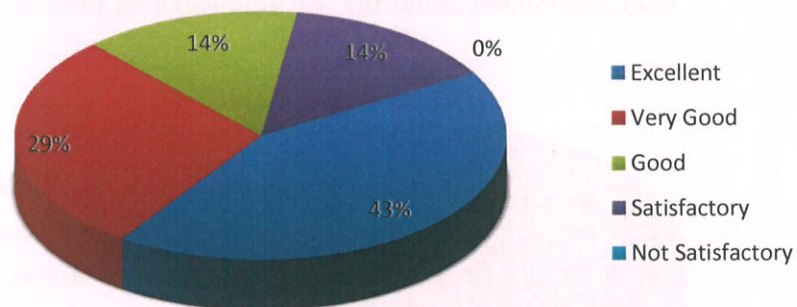
Q.3) College have a satisfactory system of monitoring student's progress



Q.4) The impact of teacher in motivating your ward.

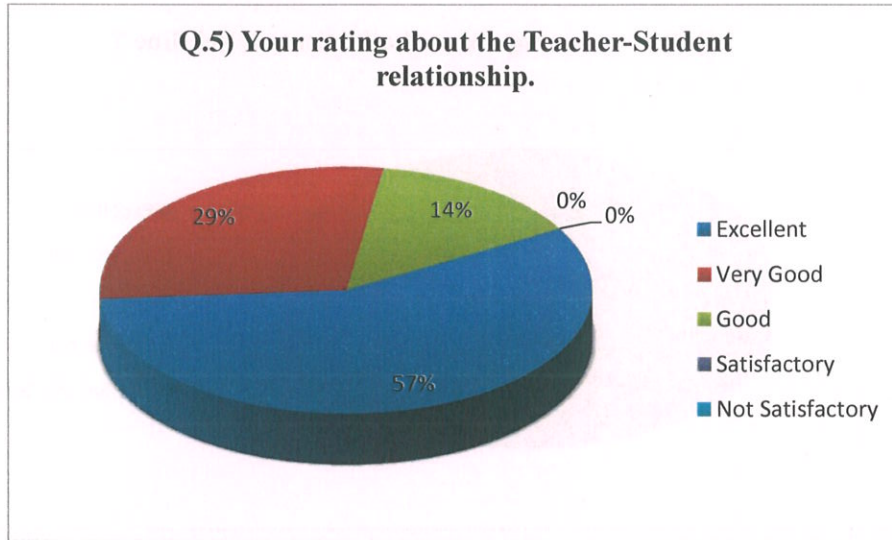
	Grade	No. of Parents	Percentage
Q.4)	Excellent	3	42.86%
	Very Good	2	28.57%
	Good	1	14.29%
	Satisfactory	1	14.29%
	Not Satisfactory	0	0.00%

Q.4) The impact of teacher in motivating your ward.



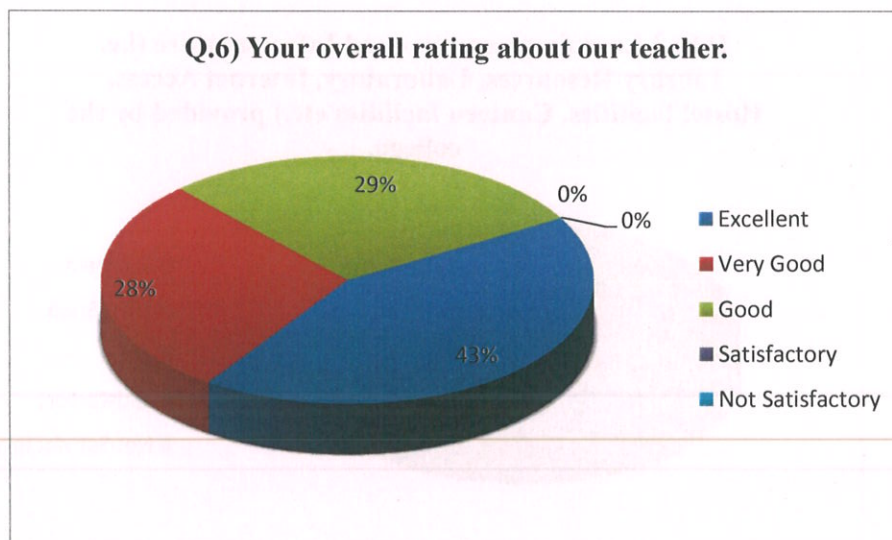
Q.5) Your rating about the Teacher-Student relationship.

	Grade	No. of Parents	Percentage
Q.5)	Excellent	4	57.14%
	Very Good	2	28.57%
	Good	1	14.29%
	Satisfactory	0	0.00%
	Not Satisfactory	0	0.00%



Q.6) Your overall rating about our teacher.

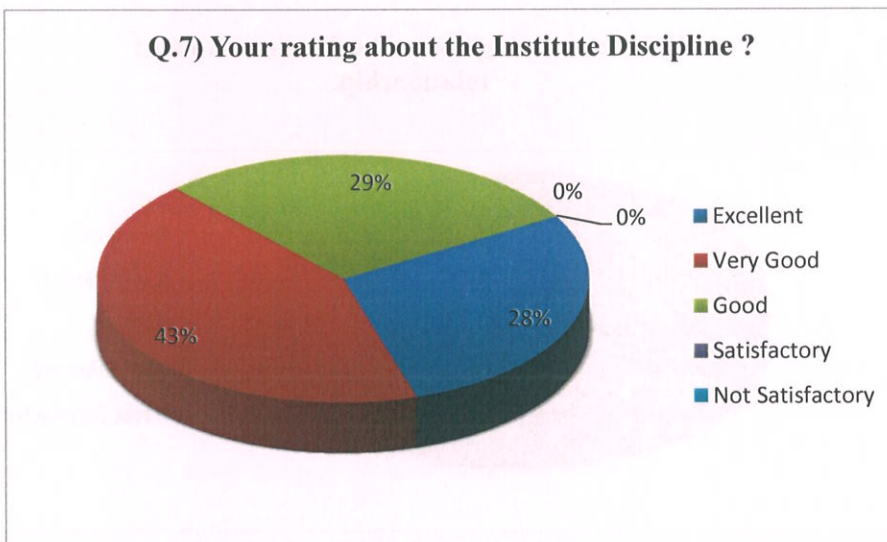
	Grade	No. of Parents	Percentage
Q.6)	Excellent	3	42.86%
	Very Good	2	28.57%
	Good	2	28.57%
	Satisfactory	0	0.00%
	Not Satisfactory	0	0.00%



(Handwritten signature)

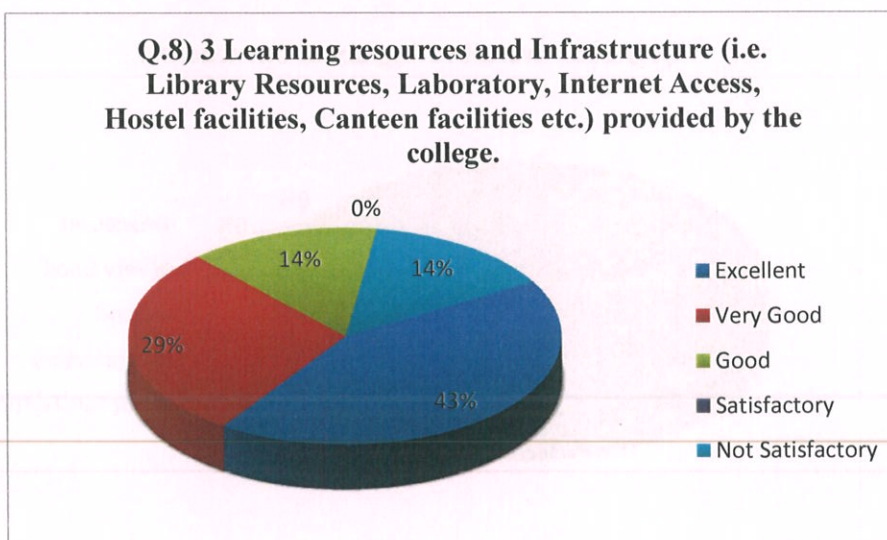
Q.7) Your rating about the Institute Discipline?

	Grade	No. of Parents	Percentage
Q.7)	Excellent	2	28.57%
	Very Good	3	42.86%
	Good	2	28.57%
	Satisfactory	0	0.00%
	Not Satisfactory	0	0.00%



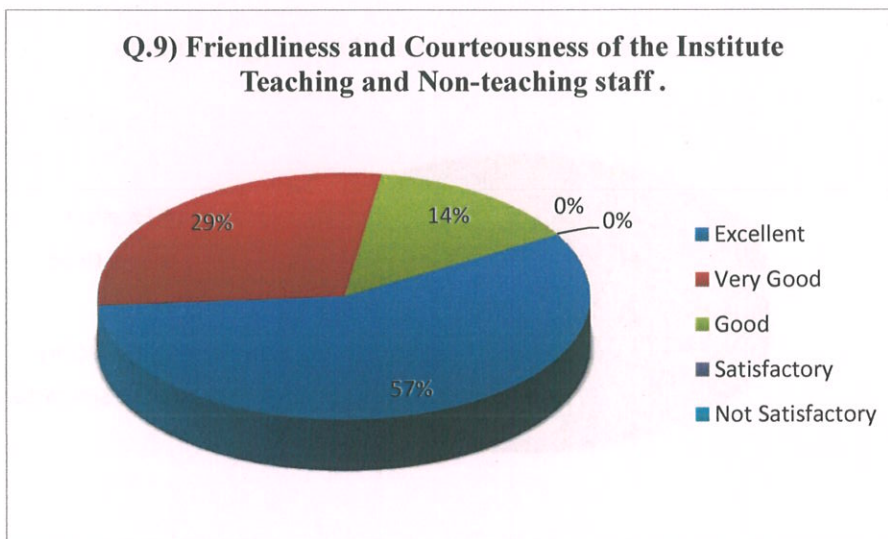
Q.8) 3 Learning resources and Infrastructure (i.e. Library Resources, Laboratory, Internet Access, Hostel facilities, Canteen facilities etc.) provided by the college.

	Grade	No. of Parents	Percentage
Q.8)	Excellent	3	42.86%
	Very Good	2	28.57%
	Good	1	14.29%
	Satisfactory	0	0.00%
	Not Satisfactory	1	14.29%



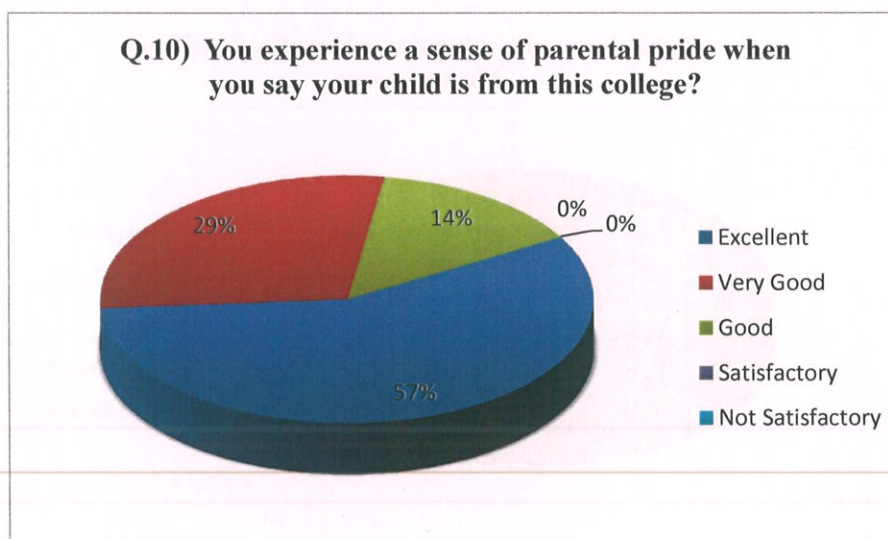
Q.9) Friendliness and Courteousness of the Institute Teaching and Non-teaching staff.

	Grade	No. of Parents	Percentage
Q.9)	Excellent	4	57.14%
	Very Good	2	28.57%
	Good	1	14.29%
	Satisfactory	0	0.00%
	Not Satisfactory	0	0.00%



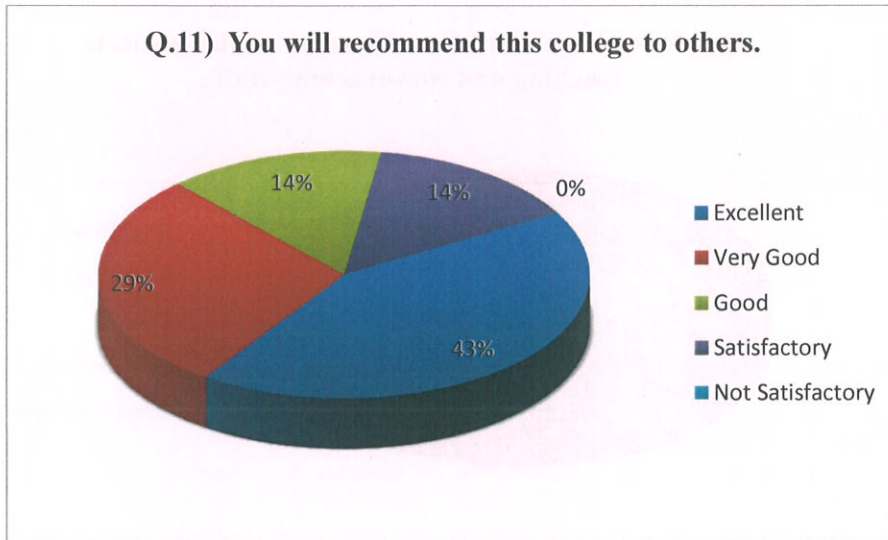
Q.10) You experience a sense of parental pride when you say your child is from this college?

	Grade	No. of Parents	Percentage
Q.10)	Excellent	4	57.14%
	Very Good	2	28.57%
	Good	1	14.29%
	Satisfactory	0	0.00%
	Not Satisfactory	0	0.00%



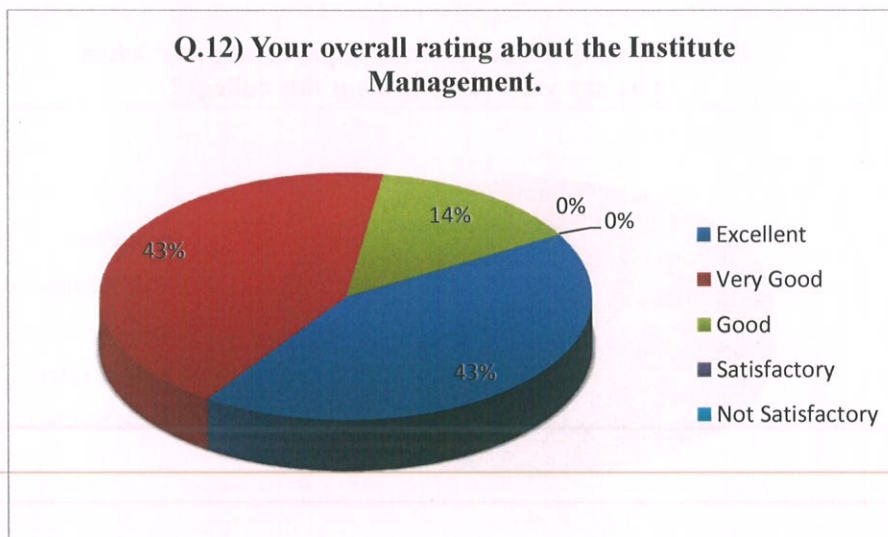
Q.11) You will recommend this college to others.

	Grade	No. of Parents	Percentage
Q.11)	Excellent	3	42.86%
	Very Good	2	28.57%
	Good	1	14.29%
	Satisfactory	1	14.29%
	Not Satisfactory	0	0.00%



Q.12) Your overall rating about the Institute Management.

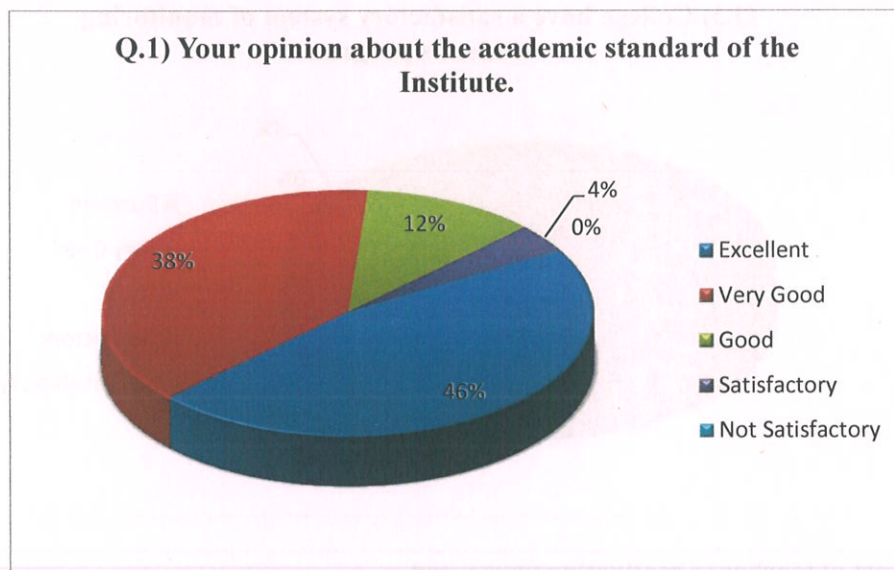
	Grade	No. of Parents	Percentage
Q.12)	Excellent	3	42.86%
	Very Good	3	42.86%
	Good	1	14.29%
	Satisfactory	0	0.00%
	Not Satisfactory	0	0.00%



NAME OF THE DEPARTMENT: HINDI

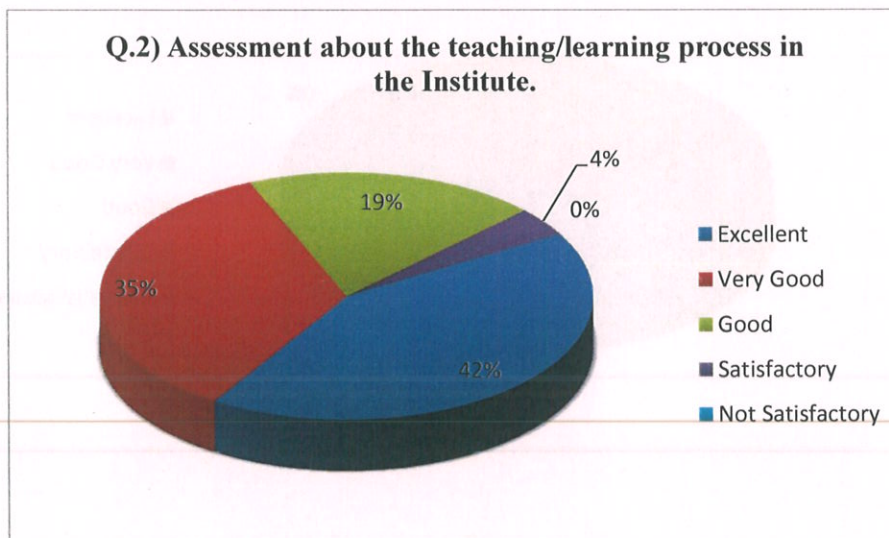
Q.1) Your opinion about the academic standard of the Institute.

	Grade	No. of Parents	Percentage
Q.1)	Excellent	12	46.15%
	Very Good	10	38.46%
	Good	3	11.54%
	Satisfactory	1	3.85%
	Not Satisfactory	0	0.00%



Q.2) Assessment about the teaching/learning process in the Institute.

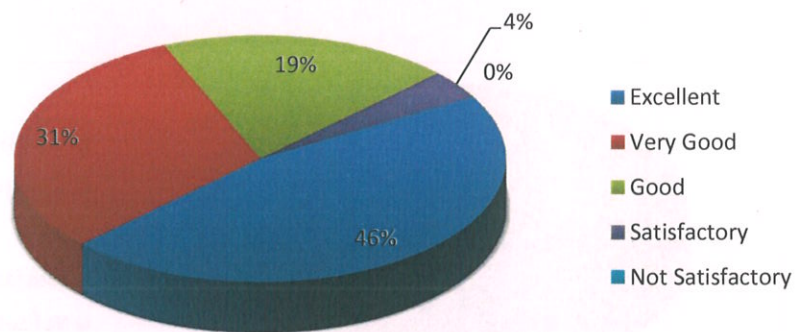
	Grade	No. of Parents	Percentage
Q.2)	Excellent	11	42.31%
	Very Good	9	34.62%
	Good	5	19.23%
	Satisfactory	1	3.85%
	Not Satisfactory	0	0.00%



Q.3) College have a satisfactory system of monitoring student's progress.

	Grade	No. of Parents	Percentage
Q.3)	Excellent	12	46.15%
	Very Good	8	30.77%
	Good	5	19.23%
	Satisfactory	1	3.85%
	Not Satisfactory	0	0.00%

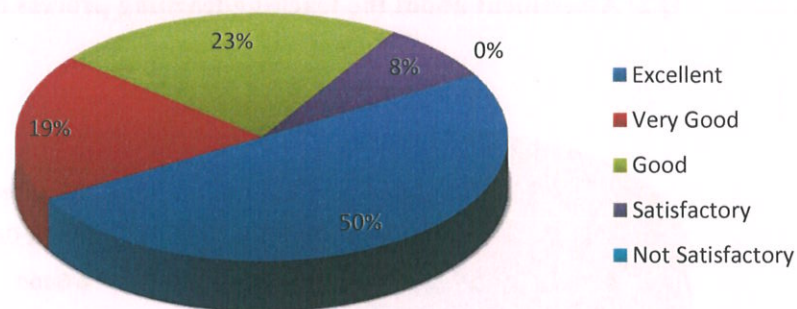
Q.3) College have a satisfactory system of monitoring student's progress



Q.4) The impact of teacher in motivating your ward.

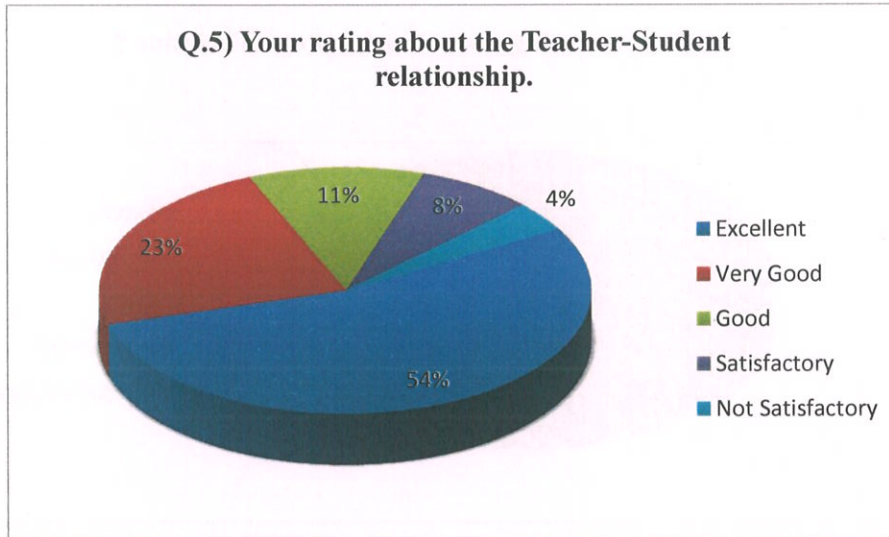
	Grade	No. of Parents	Percentage
Q.4)	Excellent	13	50.00%
	Very Good	5	19.23%
	Good	6	23.08%
	Satisfactory	2	7.69%
	Not Satisfactory	0	0.00%

Q.4) The impact of teacher in motivating your ward.



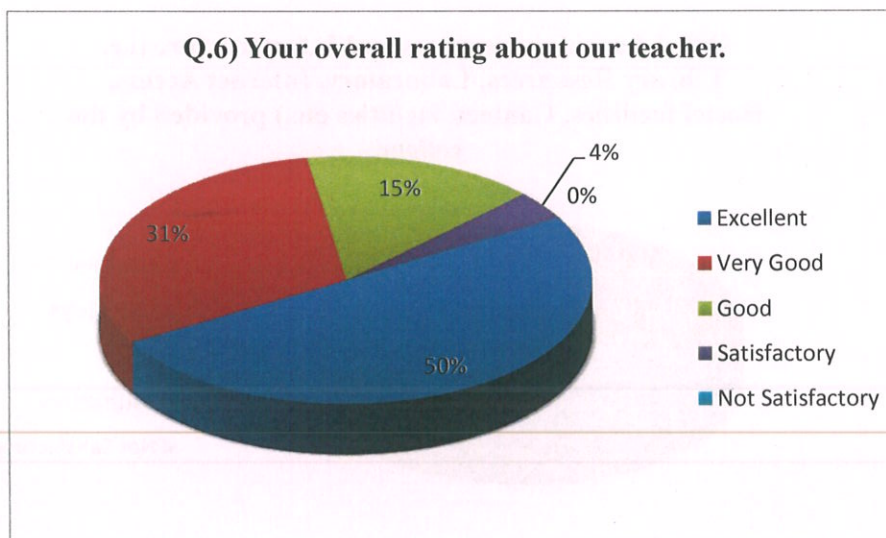
Q.5) Your rating about the Teacher-Student relationship.

	Grade	No. of Parents	Percentage
Q.5)	Excellent	14	53.85%
	Very Good	6	23.08%
	Good	3	11.54%
	Satisfactory	2	7.69%
	Not Satisfactory	1	3.85%



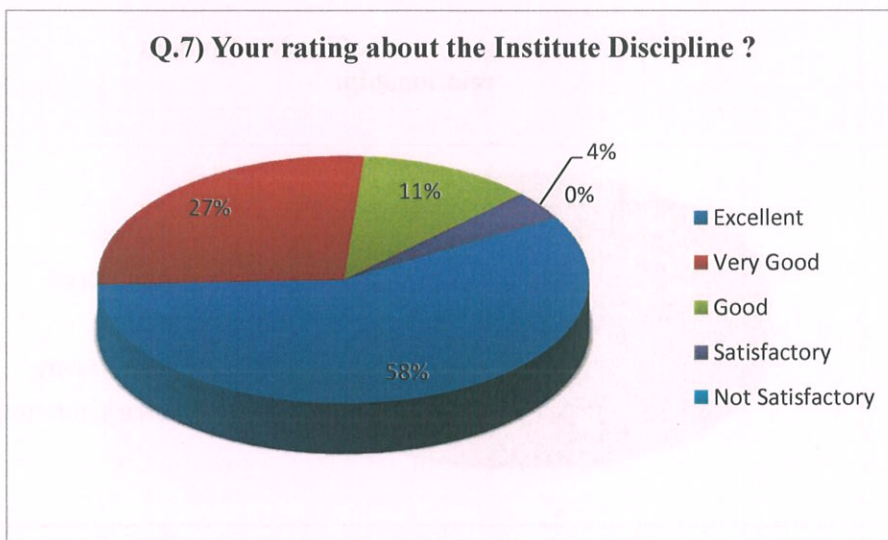
Q.6) Your overall rating about our teacher.

	Grade	No. of Parents	Percentage
Q.6)	Excellent	13	50.00%
	Very Good	8	30.77%
	Good	4	15.38%
	Satisfactory	1	3.85%
	Not Satisfactory	0	0.00%



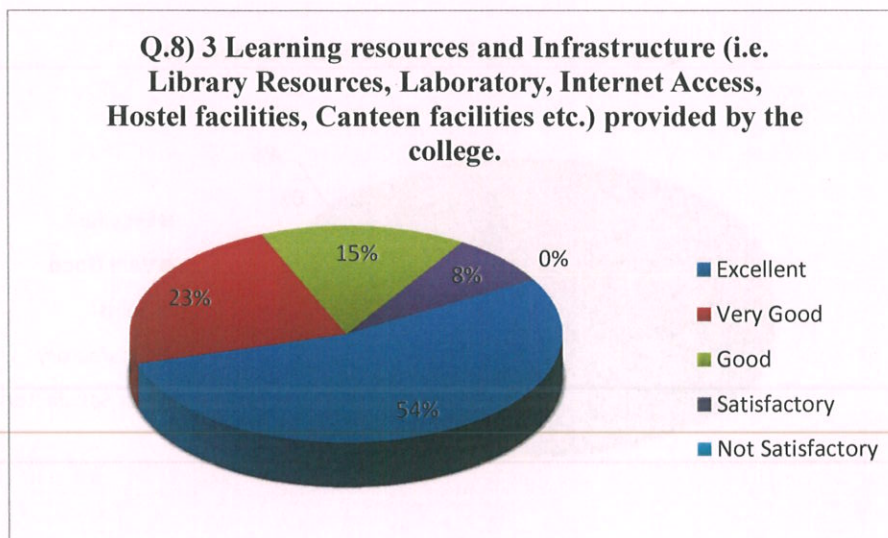
Q.7) Your rating about the Institute Discipline?

	Grade	No. of Parents	Percentage
Q.7)	Excellent	15	57.69%
	Very Good	7	26.92%
	Good	3	11.54%
	Satisfactory	1	3.85%
	Not Satisfactory	0	0.00%



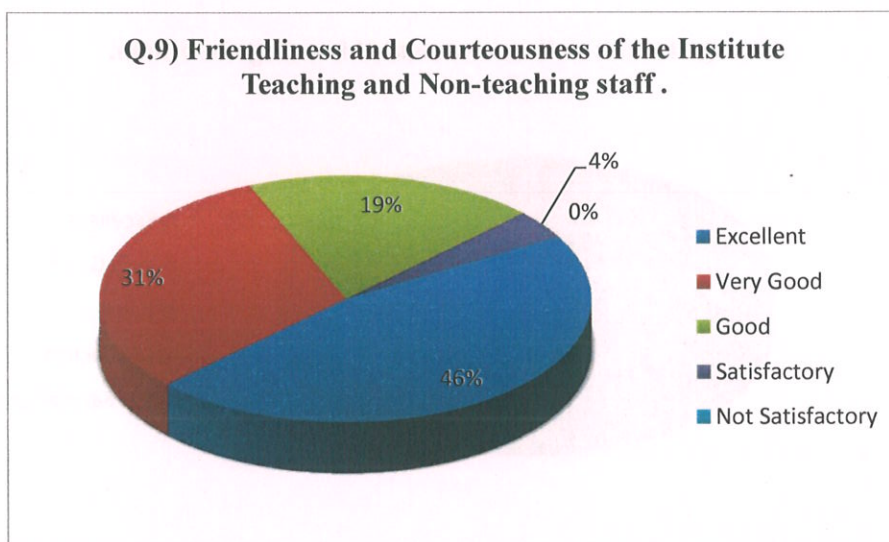
Q.8) 3 Learning resources and Infrastructure (i.e. Library Resources, Laboratory, Internet Access, Hostel facilities, Canteen facilities etc.) provided by the college.

	Grade	No. of Parents	Percentage
Q.8)	Excellent	14	53.85%
	Very Good	6	23.08%
	Good	4	15.38%
	Satisfactory	2	7.69%
	Not Satisfactory	0	0.00%



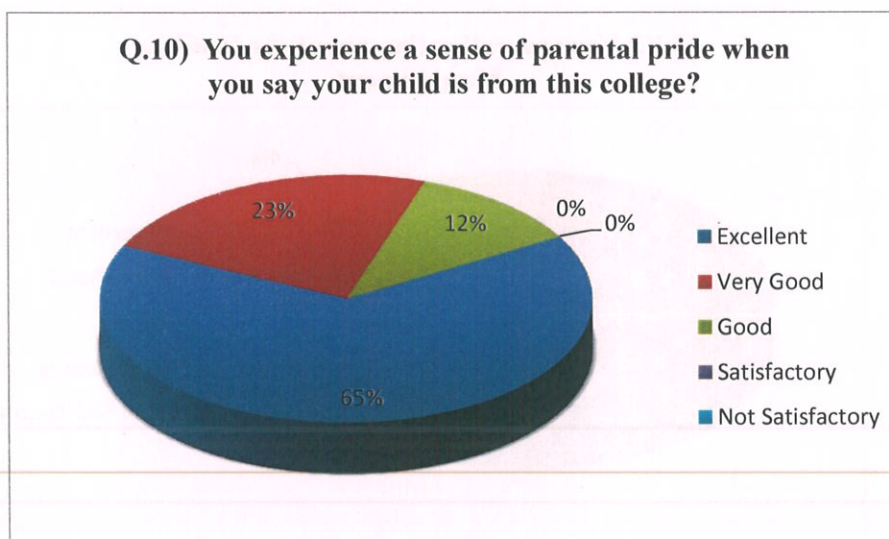
Q.9) Friendliness and Courteousness of the Institute Teaching and Non-teaching staff.

	Grade	No. of Parents	Percentage
Q.9)	Excellent	12	46.15%
	Very Good	8	30.77%
	Good	5	19.23%
	Satisfactory	1	3.85%
	Not Satisfactory	0	0.00%



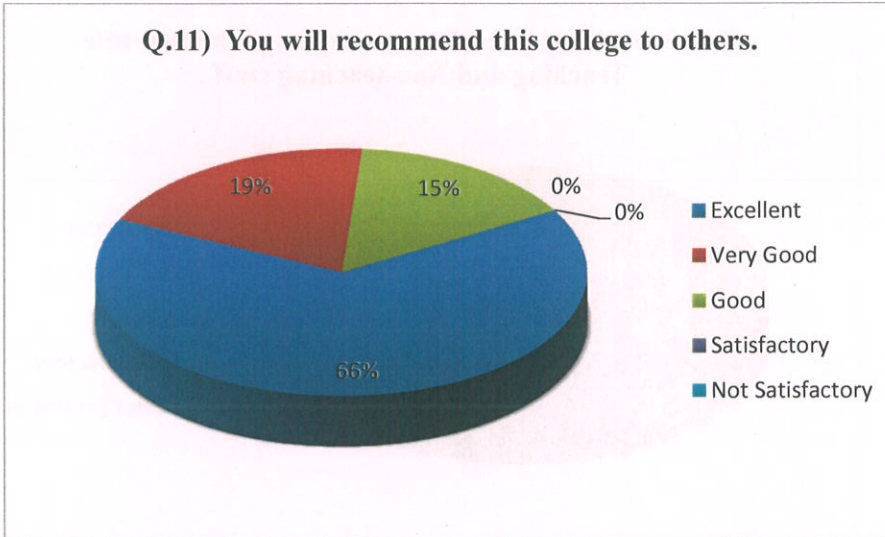
Q.10) You experience a sense of parental pride when you say your child is from this college?

	Grade	No. of Parents	Percentage
Q.10)	Excellent	17	65.38%
	Very Good	6	23.08%
	Good	3	11.54%
	Satisfactory	0	0.00%
	Not Satisfactory	0	0.00%



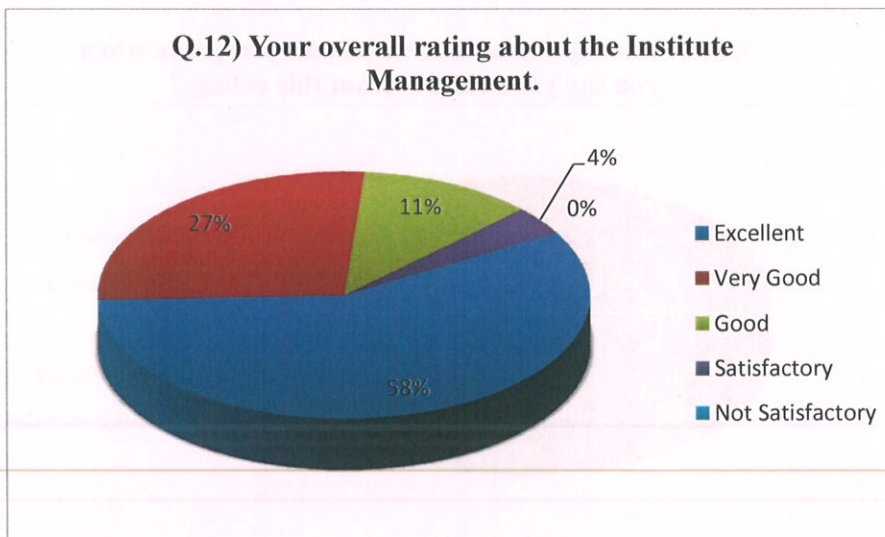
Q.11) You will recommend this college to others.

	Grade	No. of Parents	Percentage
Q.11)	Excellent	17	65.38%
	Very Good	5	19.23%
	Good	4	15.38%
	Satisfactory	0	0.00%
	Not Satisfactory	0	0.00%



Q.12) Your overall rating about the Institute Management.

	Grade	No. of Parents	Percentage
Q.12)	Excellent	15	57.69%
	Very Good	7	26.92%
	Good	3	11.54%
	Satisfactory	1	3.85%
	Not Satisfactory	0	0.00%

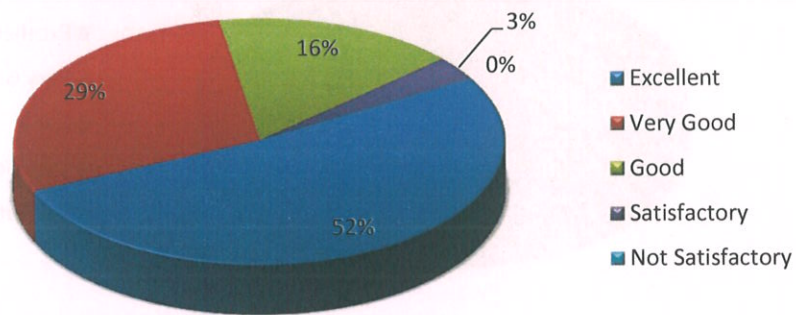


NAME OF THE DEPARTMENT: HISTORY

Q.1) Your opinion about the academic standard of the Institute.

	Grade	No. of Parents	Percentage
Q.1)	Excellent	16	51.61%
	Very Good	9	29.03%
	Good	5	16.13%
	Satisfactory	1	3.23%
	Not Satisfactory	0	0.00%

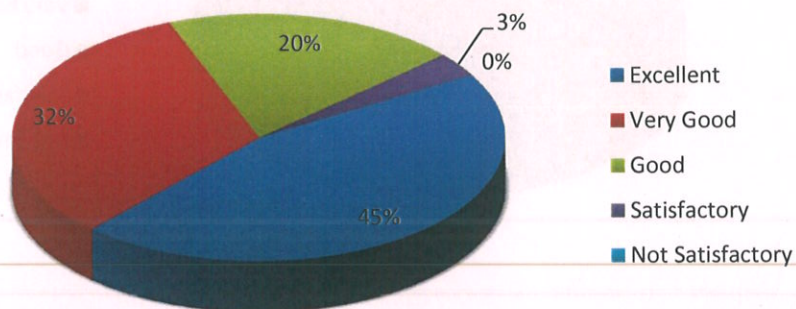
Q.1) Your opinion about the academic standard of the Institute.



Q.2) Assessment about the teaching/learning process in the Institute.

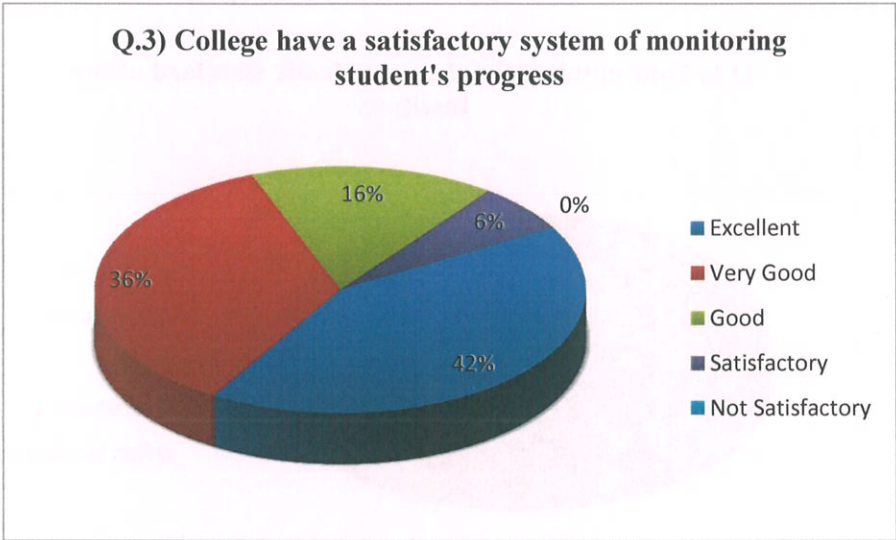
	Grade	No. of Parents	Percentage
Q.2)	Excellent	14	45.16%
	Very Good	10	32.26%
	Good	6	19.35%
	Satisfactory	1	3.23%
	Not Satisfactory	0	0.00%

Q.2) Assessment about the teaching/learning process in the Institute.



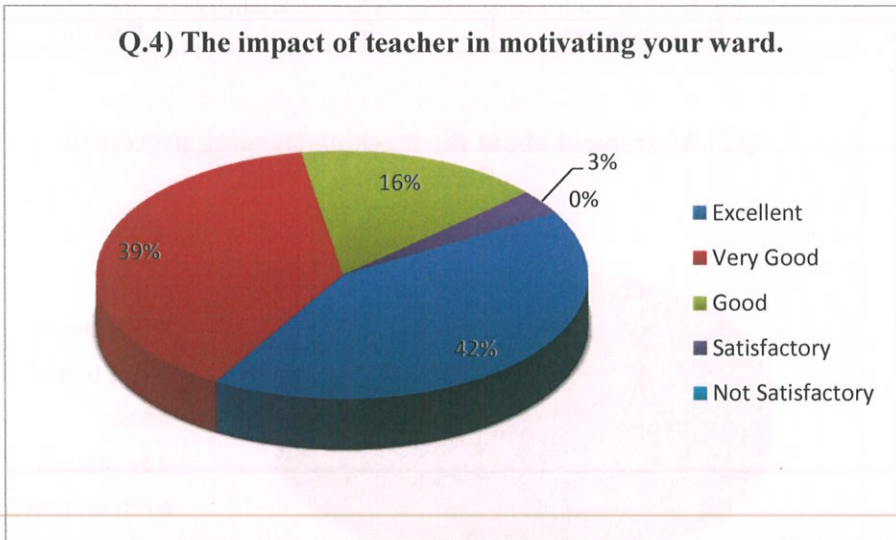
Q.3) College have a satisfactory system of monitoring student's progress.

	Grade	No. of Parents	Percentage
Q.3)	Excellent	13	41.94%
	Very Good	11	35.48%
	Good	5	16.13%
	Satisfactory	2	6.45%
	Not Satisfactory	0	0.00%



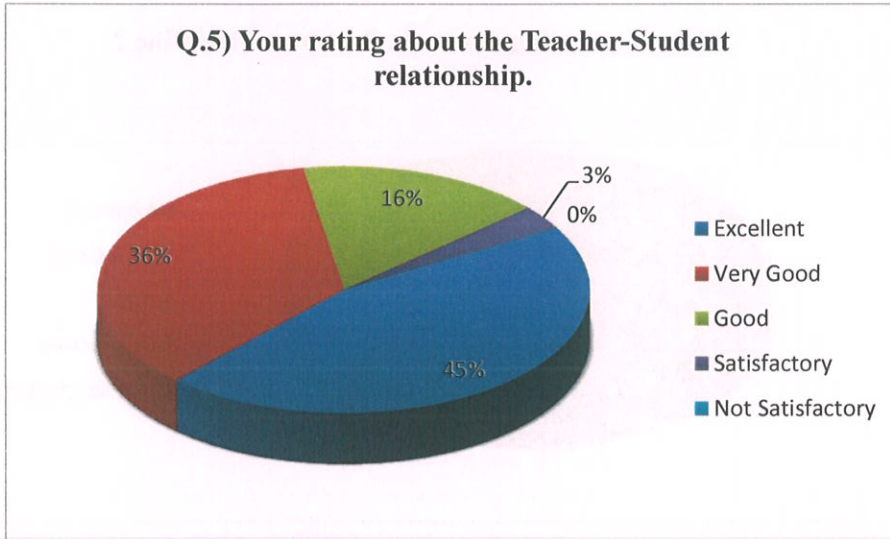
Q.4) The impact of teacher in motivating your ward.

	Grade	No. of Parents	Percentage
Q.4)	Excellent	13	41.94%
	Very Good	12	38.71%
	Good	5	16.13%
	Satisfactory	1	3.23%
	Not Satisfactory	0	0.00%



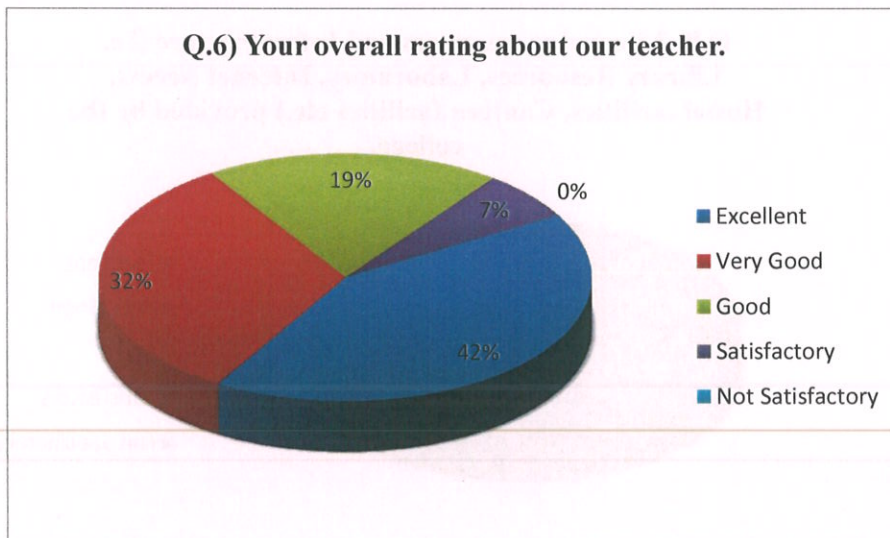
Q.5) Your rating about the Teacher-Student relationship.

	Grade	No. of Parents	Percentage
Q.5)	Excellent	14	45.16%
	Very Good	11	35.48%
	Good	5	16.13%
	Satisfactory	1	3.23%
	Not Satisfactory	0	0.00%



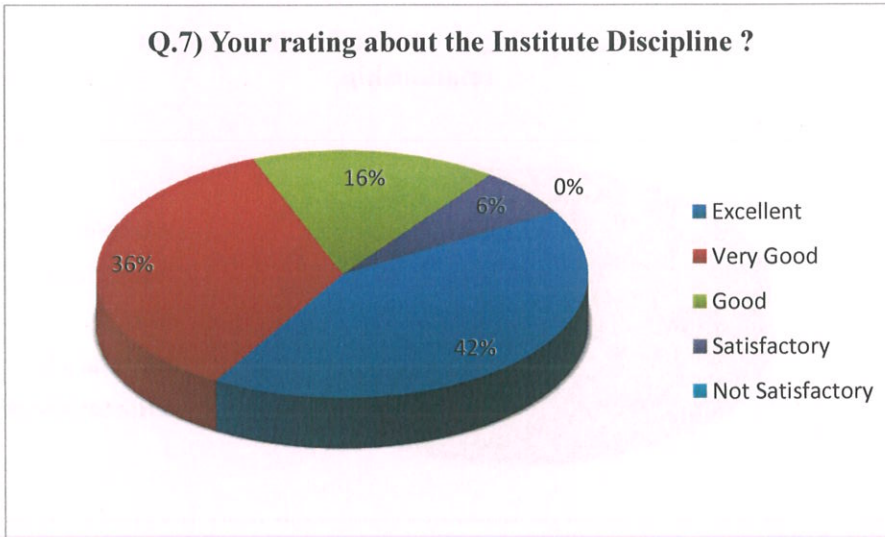
Q.6) Your overall rating about our teacher.

	Grade	No. of Parents	Percentage
Q.6)	Excellent	13	41.94%
	Very Good	10	32.26%
	Good	6	19.35%
	Satisfactory	2	6.45%
	Not Satisfactory	0	0.00%



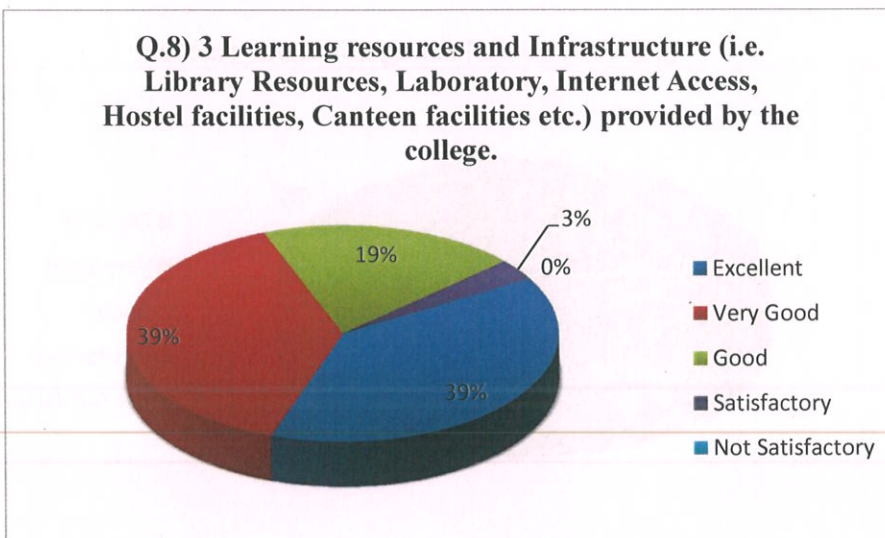
Q.7) Your rating about the Institute Discipline?

	Grade	No. of Parents	Percentage
Q.7)	Excellent	13	41.94%
	Very Good	11	35.48%
	Good	5	16.13%
	Satisfactory	2	6.45%
	Not Satisfactory	0	0.00%



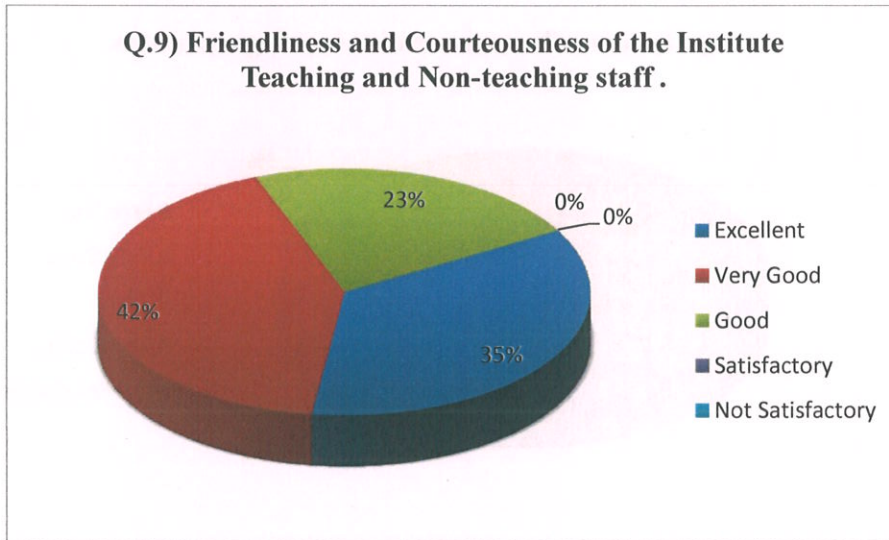
Q.8) 3 Learning resources and Infrastructure (i.e. Library Resources, Laboratory, Internet Access, Hostel facilities, Canteen facilities etc.) provided by the college.

	Grade	No. of Parents	Percentage
Q.8)	Excellent	12	38.71%
	Very Good	12	38.71%
	Good	6	19.35%
	Satisfactory	1	3.23%
	Not Satisfactory	0	0.00%



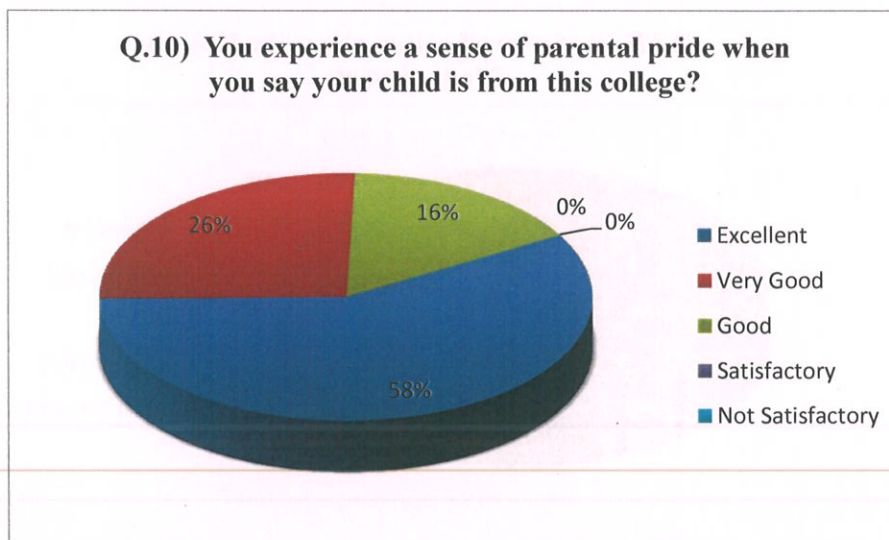
Q.9) Friendliness and Courteousness of the Institute Teaching and Non-teaching staff.

	Grade	No. of Parents	Percentage
Q.9)	Excellent	11	35.48%
	Very Good	13	41.94%
	Good	7	22.58%
	Satisfactory	0	0.00%
	Not Satisfactory	0	0.00%



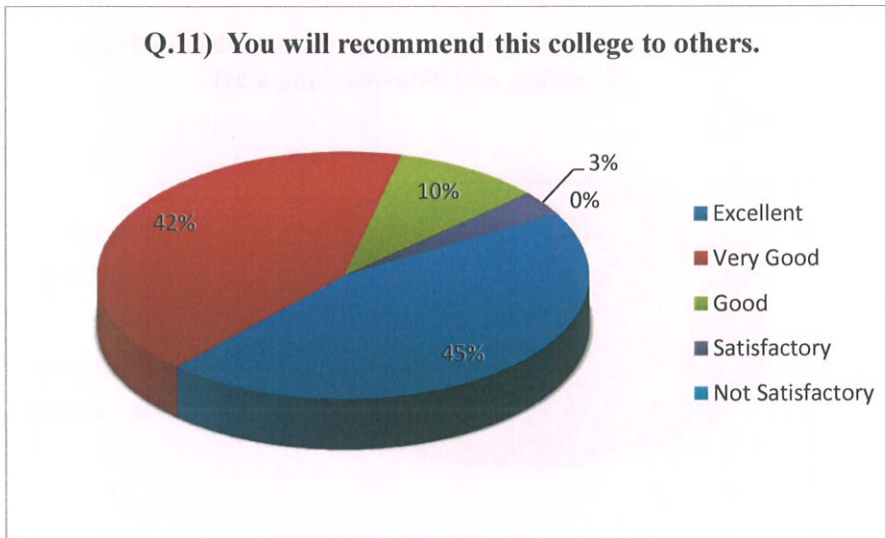
Q.10) You experience a sense of parental pride when you say your child is from this college?

	Grade	No. of Parents	Percentage
Q.10)	Excellent	18	58.06%
	Very Good	8	25.81%
	Good	5	16.13%
	Satisfactory	0	0.00%
	Not Satisfactory	0	0.00%



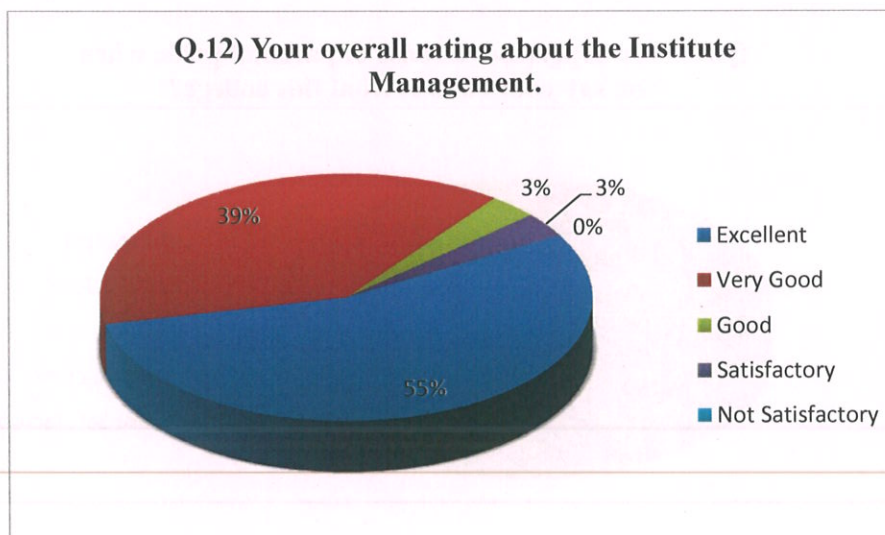
Q.11) You will recommend this college to others.

	Grade	No. of Parents	Percentage
Q.11)	Excellent	14	45.16%
	Very Good	13	41.94%
	Good	3	9.68%
	Satisfactory	1	3.23%
	Not Satisfactory	0	0.00%



Q.12) Your overall rating about the Institute Management.

	Grade	No. of Parents	Percentage
Q.12)	Excellent	17	54.84%
	Very Good	12	38.71%
	Good	1	3.23%
	Satisfactory	1	3.23%
	Not Satisfactory	0	0.00%

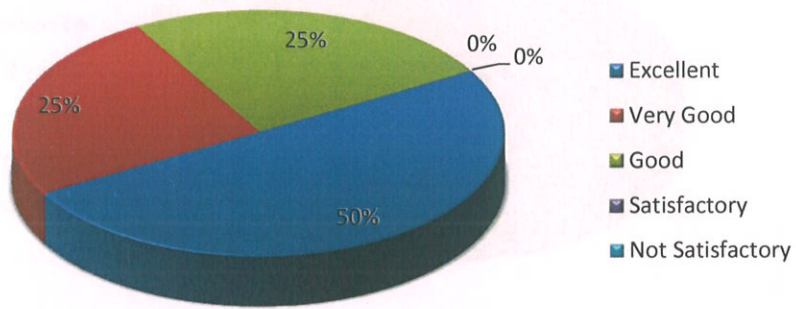


NAME OF THE DEPARTMENT: HOME SCIENCE

Q.1) Your opinion about the academic standard of the Institute.

	Grade	No. of Parents	Percentage
Q.1)	Excellent	2	50.00%
	Very Good	1	25.00%
	Good	1	25.00%
	Satisfactory	0	0.00%
	Not Satisfactory	0	0.00%

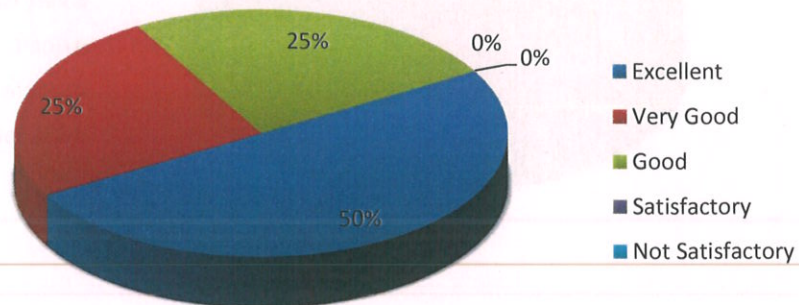
Q.1) Your opinion about the academic standard of the Institute.



Q.2) Assessment about the teaching/learning process in the Institute.

	Grade	No. of Parents	Percentage
Q.2)	Excellent	2	50.00%
	Very Good	1	25.00%
	Good	1	25.00%
	Satisfactory	0	0.00%
	Not Satisfactory	0	0.00%

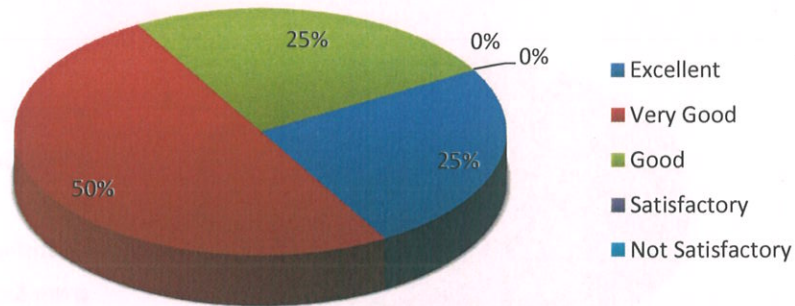
Q.2) Assessment about the teaching/learning process in the Institute.



Q.3) College have a satisfactory system of monitoring student's progress.

	Grade	No. of Parents	Percentage
Q.3)	Excellent	1	25.00%
	Very Good	2	50.00%
	Good	1	25.00%
	Satisfactory	0	0.00%
	Not Satisfactory	0	0.00%

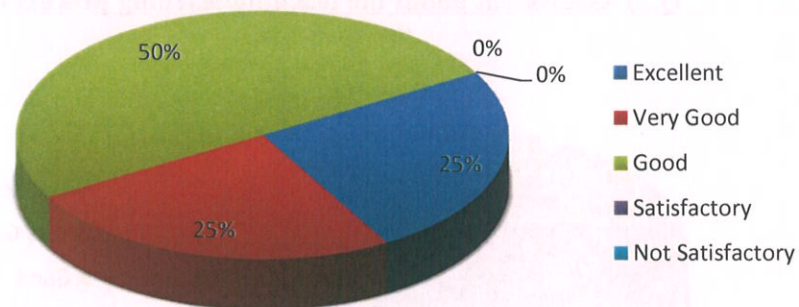
Q.3) College have a satisfactory system of monitoring student's progress



Q.4) The impact of teacher in motivating your ward.

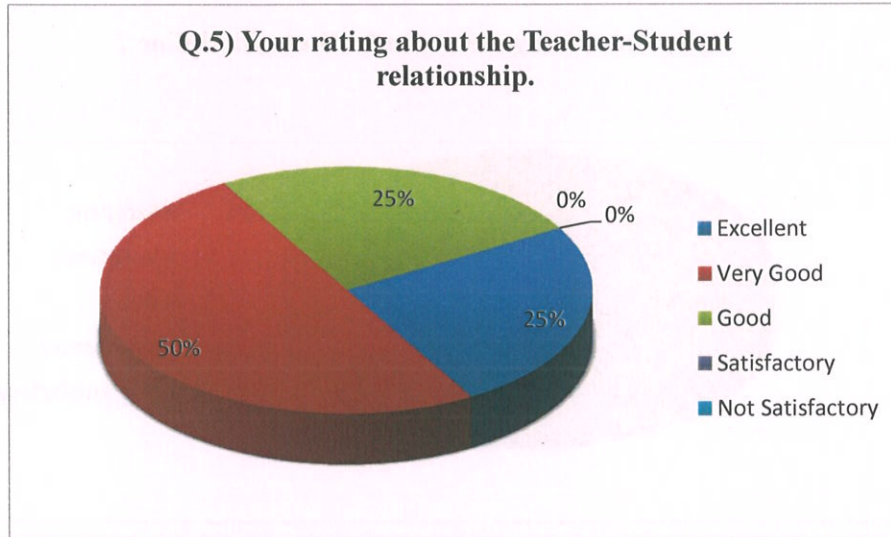
	Grade	No. of Parents	Percentage
Q.4)	Excellent	1	25.00%
	Very Good	1	25.00%
	Good	2	50.00%
	Satisfactory	0	0.00%
	Not Satisfactory	0	0.00%

Q.4) The impact of teacher in motivating your ward.



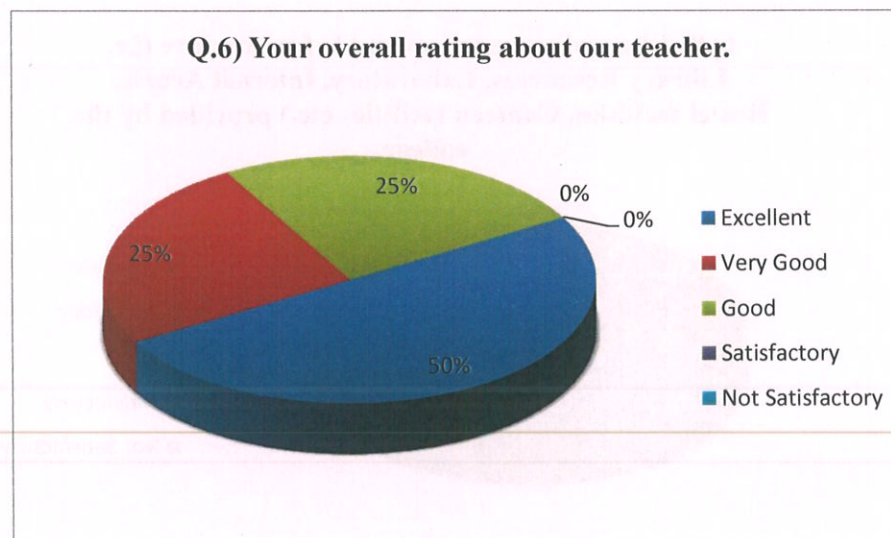
Q.5) Your rating about the Teacher-Student relationship.

	Grade	No. of Parents	Percentage
Q.5)	Excellent	1	25.00%
	Very Good	2	50.00%
	Good	1	25.00%
	Satisfactory	0	0.00%
	Not Satisfactory	0	0.00%



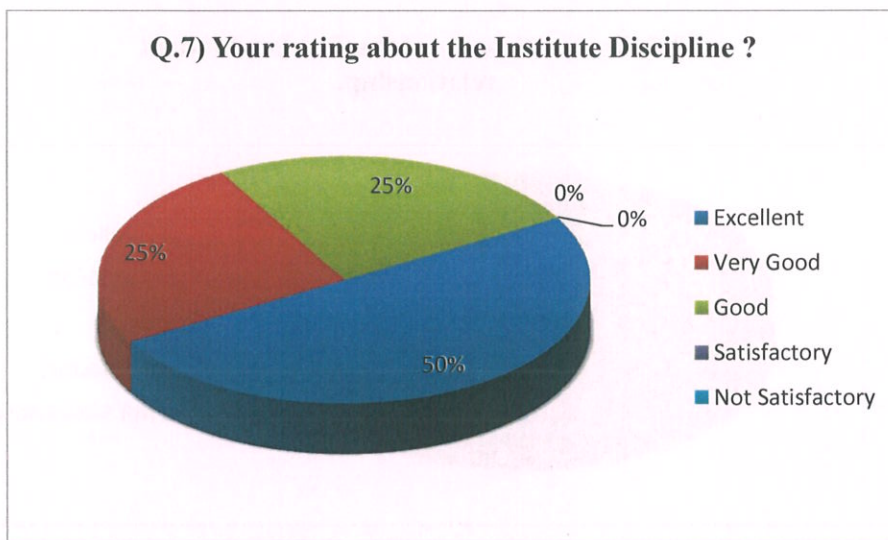
Q.6) Your overall rating about our teacher.

	Grade	No. of Parents	Percentage
Q.6)	Excellent	2	50.00%
	Very Good	1	25.00%
	Good	1	25.00%
	Satisfactory	0	0.00%
	Not Satisfactory	0	0.00%



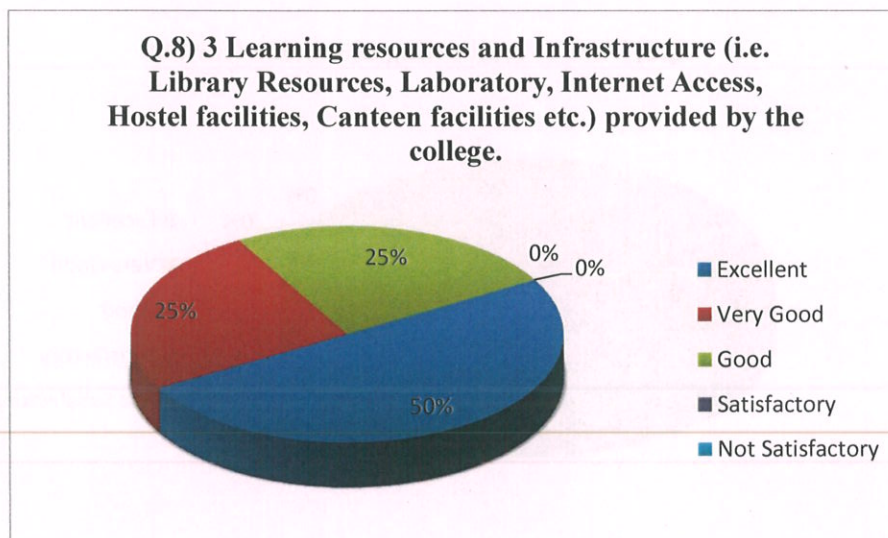
Q.7) Your rating about the Institute Discipline?

	Grade	No. of Parents	Percentage
Q.7)	Excellent	2	50.00%
	Very Good	1	25.00%
	Good	1	25.00%
	Satisfactory	0	0.00%
	Not Satisfactory	0	0.00%



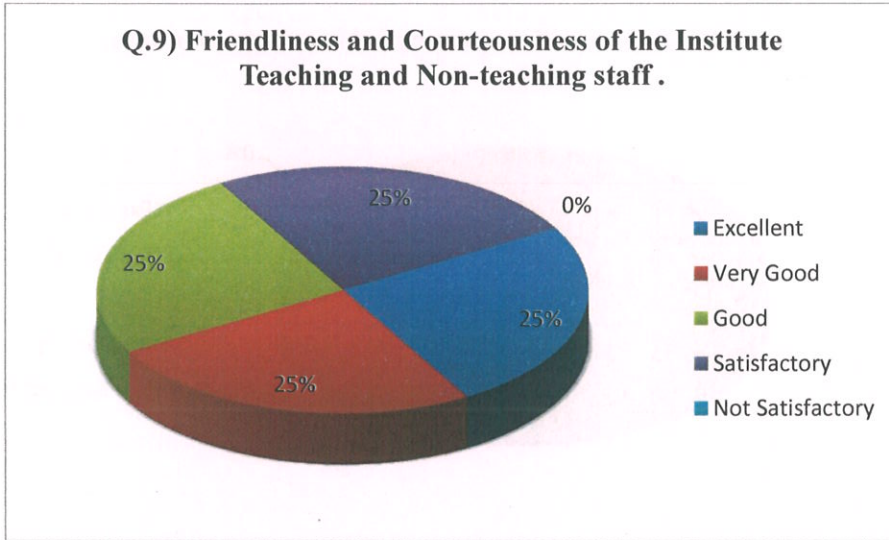
Q.8) 3 Learning resources and Infrastructure (i.e. Library Resources, Laboratory, Internet Access, Hostel facilities, Canteen facilities etc.) provided by the college.

	Grade	No. of Parents	Percentage
Q.8)	Excellent	2	50.00%
	Very Good	1	25.00%
	Good	1	25.00%
	Satisfactory	0	0.00%
	Not Satisfactory	0	0.00%



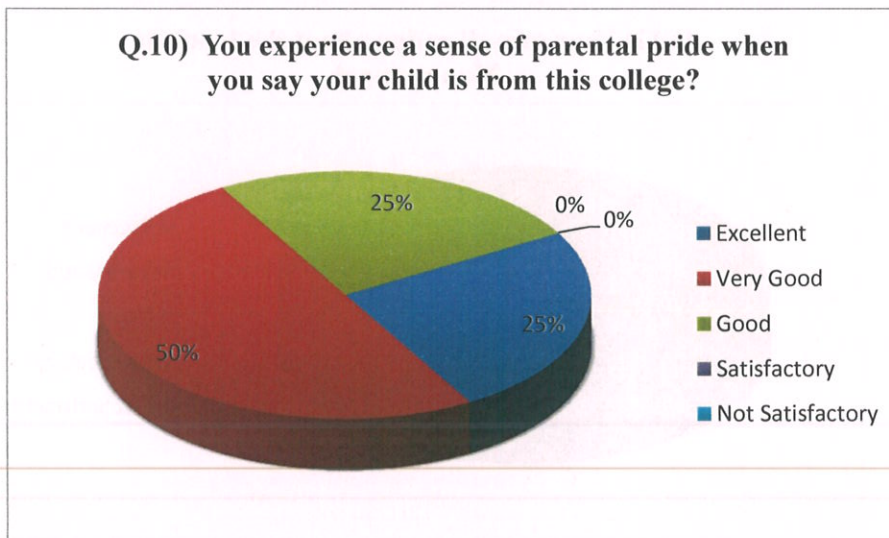
Q.9) Friendliness and Courteousness of the Institute Teaching and Non-teaching staff.

	Grade	No. of Parents	Percentage
Q.9)	Excellent	1	25.00%
	Very Good	1	25.00%
	Good	1	25.00%
	Satisfactory	1	25.00%
	Not Satisfactory	0	0.00%



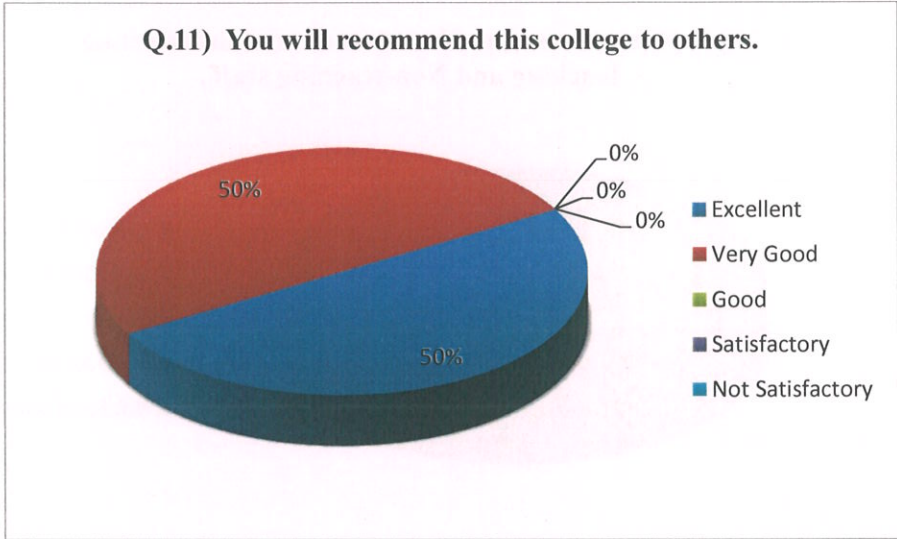
Q.10) You experience a sense of parental pride when you say your child is from this college?

	Grade	No. of Parents	Percentage
Q.10)	Excellent	1	25.00%
	Very Good	2	50.00%
	Good	1	25.00%
	Satisfactory	0	0.00%
	Not Satisfactory	0	0.00%



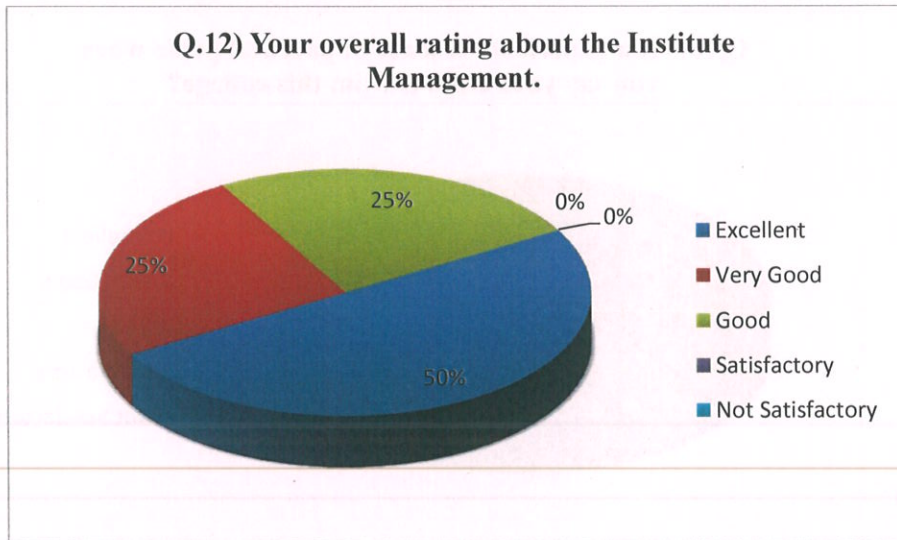
Q.11) You will recommend this college to others.

	Grade	No. of Parents	Percentage
Q.11)	Excellent	2	50.00%
	Very Good	2	50.00%
	Good	0	0.00%
	Satisfactory	0	0.00%
	Not Satisfactory	0	0.00%



Q.12) Your overall rating about the Institute Management.

	Grade	No. of Parents	Percentage
Q.12)	Excellent	2	50.00%
	Very Good	1	25.00%
	Good	1	25.00%
	Satisfactory	0	0.00%
	Not Satisfactory	0	0.00%

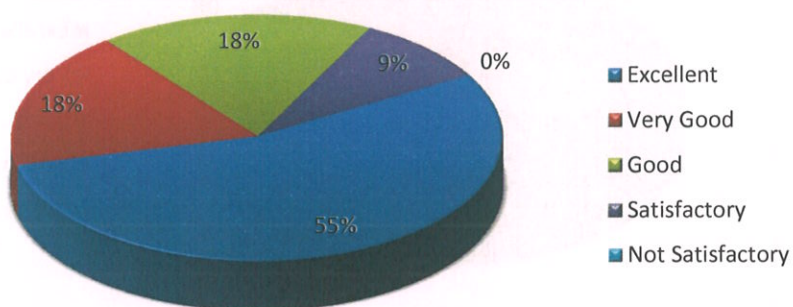


NAME OF THE DEPARTMENT: LIBRARY & INFORMATION SCIENCE

Q.1) Your opinion about the academic standard of the Institute.

	Grade	No. of Parents	Percentage
Q.1)	Excellent	6	54.55%
	Very Good	2	18.18%
	Good	2	18.18%
	Satisfactory	1	9.09%
	Not Satisfactory	0	0.00%

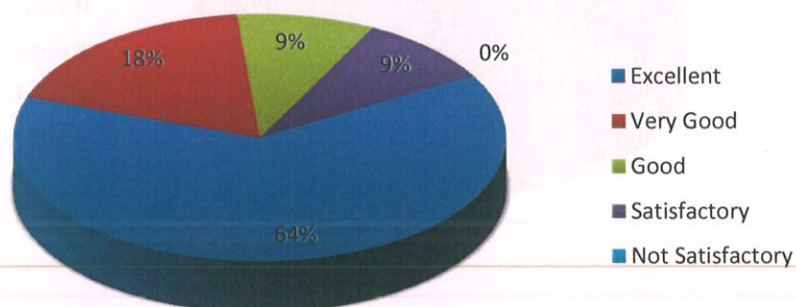
Q.1) Your opinion about the academic standard of the Institute.



Q.2) Assessment about the teaching/learning process in the Institute.

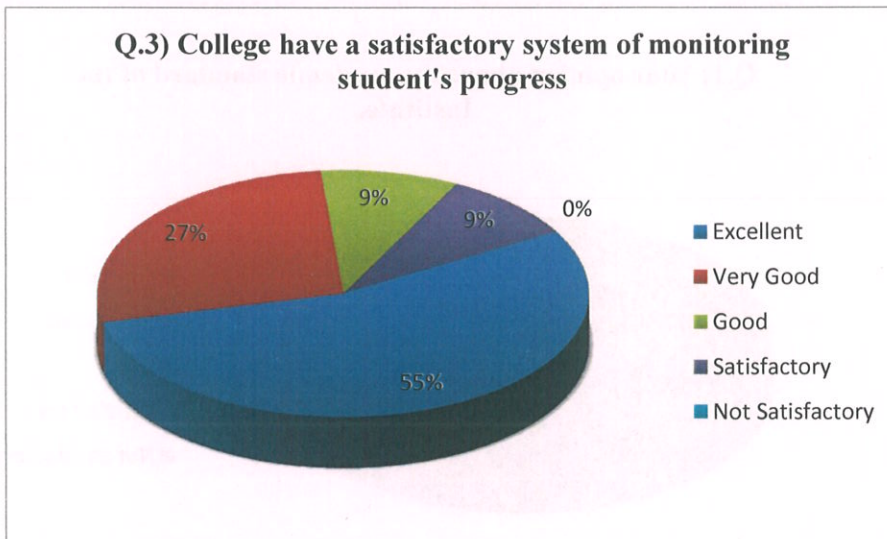
	Grade	No. of Parents	Percentage
Q.2)	Excellent	7	63.64%
	Very Good	2	18.18%
	Good	1	9.09%
	Satisfactory	1	9.09%
	Not Satisfactory	0	0.00%

Q.2) Assessment about the teaching/learning process in the Institute.



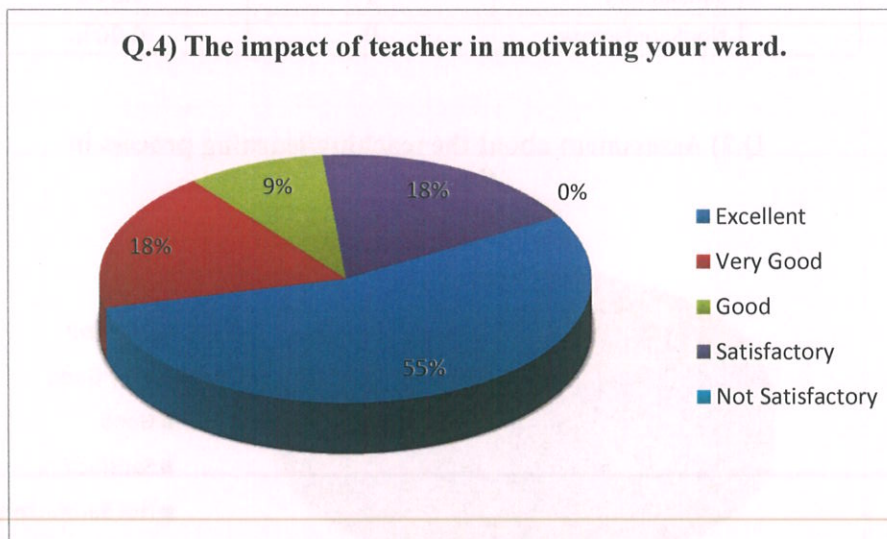
Q.3) College have a satisfactory system of monitoring student's progress.

	Grade	No. of Parents	Percentage
Q.3)	Excellent	6	54.55%
	Very Good	3	27.27%
	Good	1	9.09%
	Satisfactory	1	9.09%
	Not Satisfactory	0	0.00%



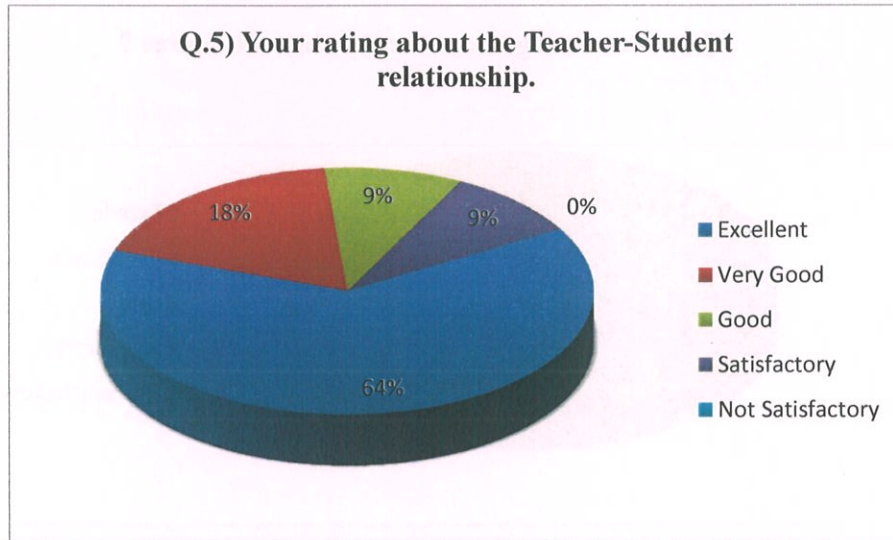
Q.4) The impact of teacher in motivating your ward.

	Grade	No. of Parents	Percentage
Q.4)	Excellent	6	54.55%
	Very Good	2	18.18%
	Good	1	9.09%
	Satisfactory	2	18.18%
	Not Satisfactory	0	0.00%



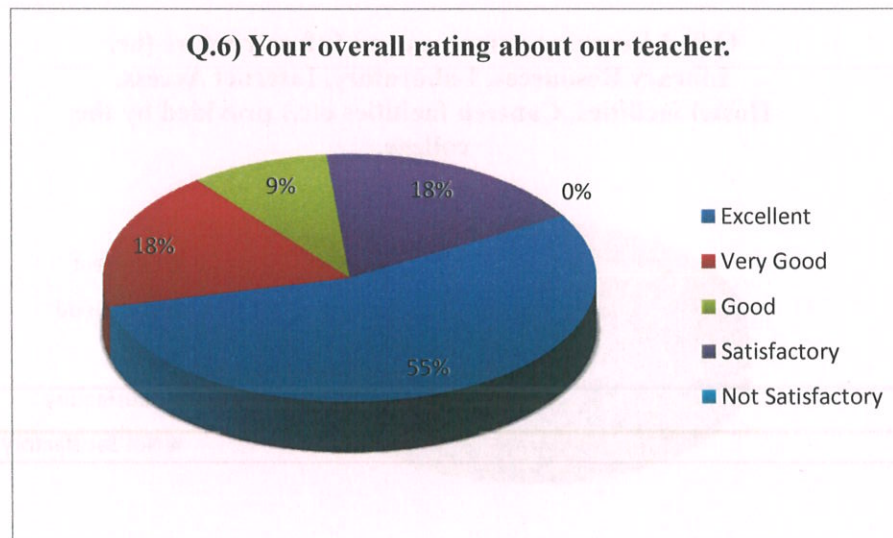
Q.5) Your rating about the Teacher-Student relationship.

	Grade	No. of Parents	Percentage
Q.5)	Excellent	7	63.64%
	Very Good	2	18.18%
	Good	1	9.09%
	Satisfactory	1	9.09%
	Not Satisfactory	0	0.00%



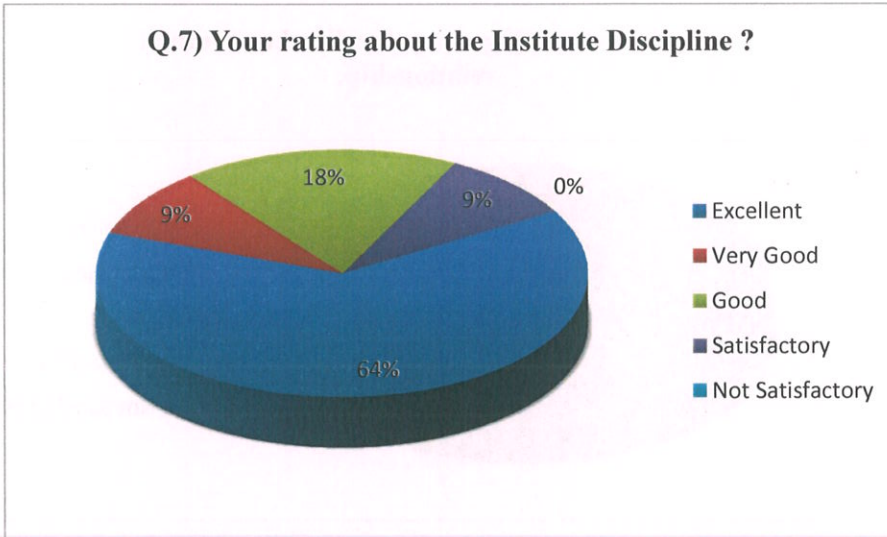
Q.6) Your overall rating about our teacher.

	Grade	No. of Parents	Percentage
Q.6)	Excellent	6	54.55%
	Very Good	2	18.18%
	Good	1	9.09%
	Satisfactory	2	18.18%
	Not Satisfactory	0	0.00%



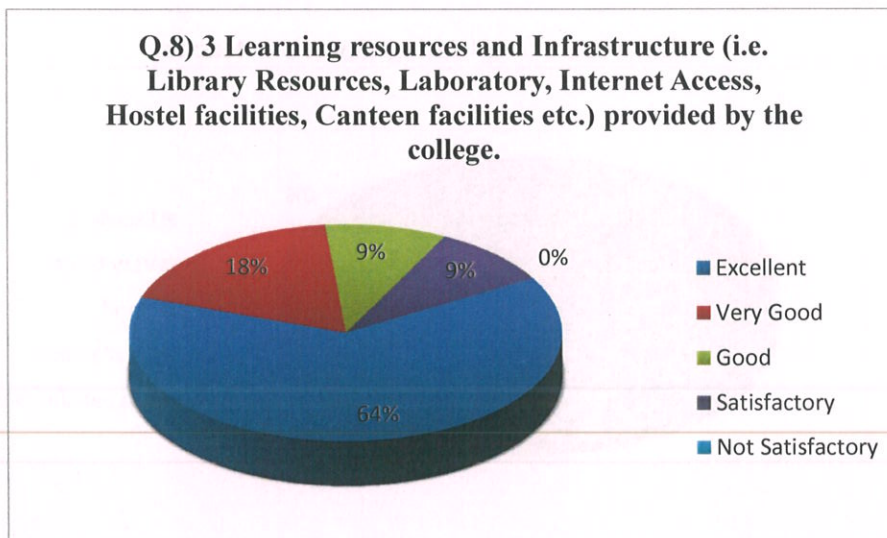
Q.7) Your rating about the Institute Discipline?

	Grade	No. of Parents	Percentage
Q.7)	Excellent	7	63.64%
	Very Good	1	9.09%
	Good	2	18.18%
	Satisfactory	1	9.09%
	Not Satisfactory	0	0.00%



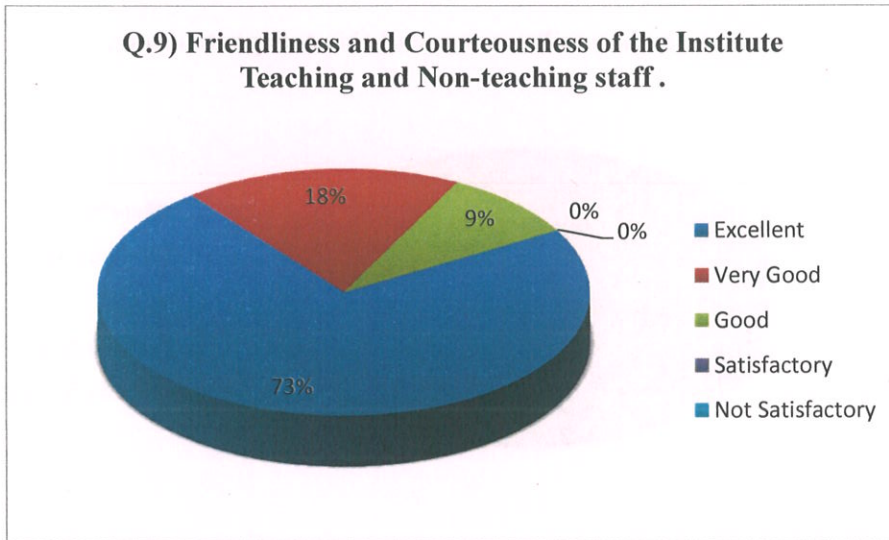
Q.8) 3 Learning resources and Infrastructure (i.e. Library Resources, Laboratory, Internet Access, Hostel facilities, Canteen facilities etc.) provided by the college.

	Grade	No. of Parents	Percentage
Q.8)	Excellent	7	63.64%
	Very Good	2	18.18%
	Good	1	9.09%
	Satisfactory	1	9.09%
	Not Satisfactory	0	0.00%



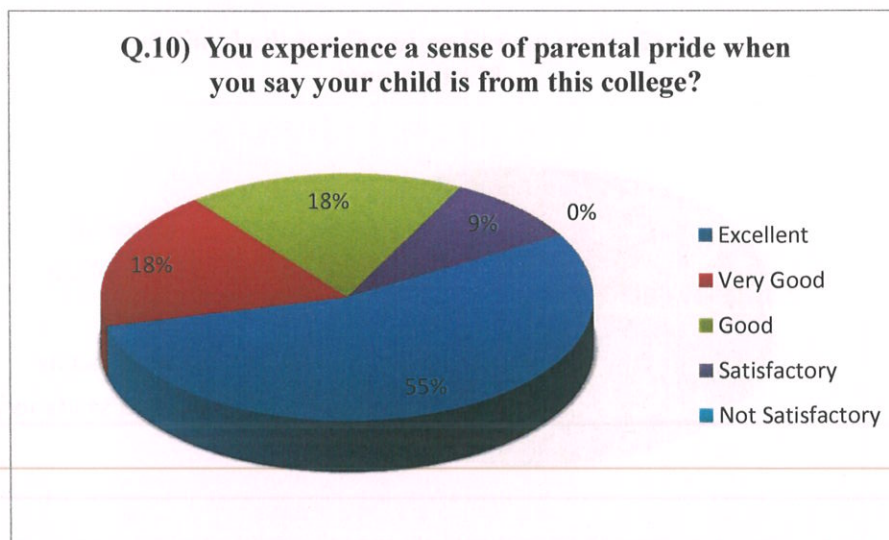
Q.9) Friendliness and Courteousness of the Institute Teaching and Non-teaching staff.

	Grade	No. of Parents	Percentage
Q.9)	Excellent	8	72.73%
	Very Good	2	18.18%
	Good	1	9.09%
	Satisfactory	0	0.00%
	Not Satisfactory	0	0.00%



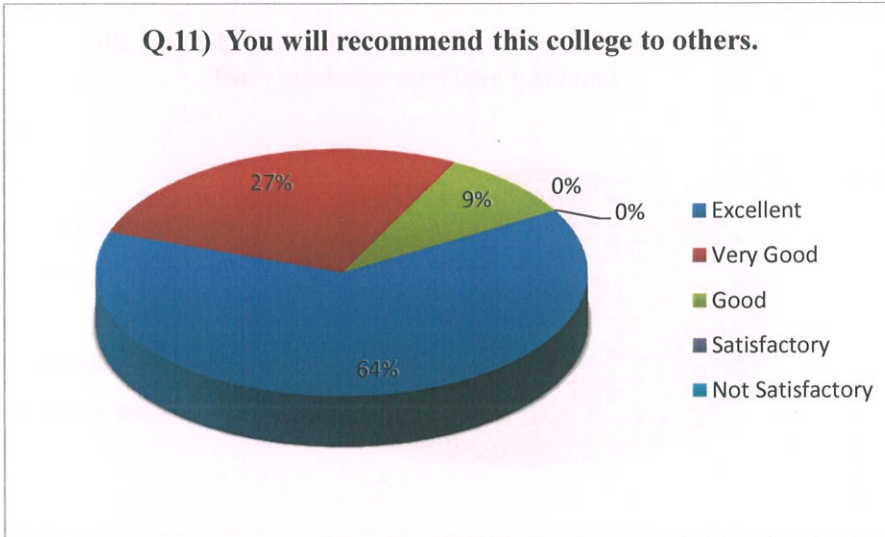
Q.10) You experience a sense of parental pride when you say your child is from this college?

	Grade	No. of Parents	Percentage
Q.10)	Excellent	6	54.55%
	Very Good	2	18.18%
	Good	2	18.18%
	Satisfactory	1	9.09%
	Not Satisfactory	0	0.00%



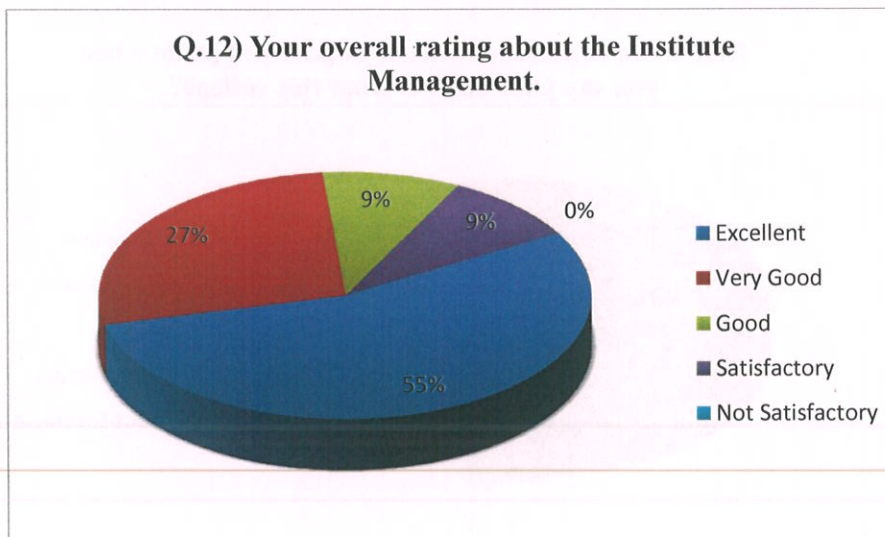
Q.11) You will recommend this college to others.

	Grade	No. of Parents	Percentage
Q.11)	Excellent	7	63.64%
	Very Good	3	27.27%
	Good	1	9.09%
	Satisfactory	0	0.00%
	Not Satisfactory	0	0.00%



Q.12) Your overall rating about the Institute Management.

	Grade	No. of Parents	Percentage
Q.12)	Excellent	6	54.55%
	Very Good	3	27.27%
	Good	1	9.09%
	Satisfactory	1	9.09%
	Not Satisfactory	0	0.00%

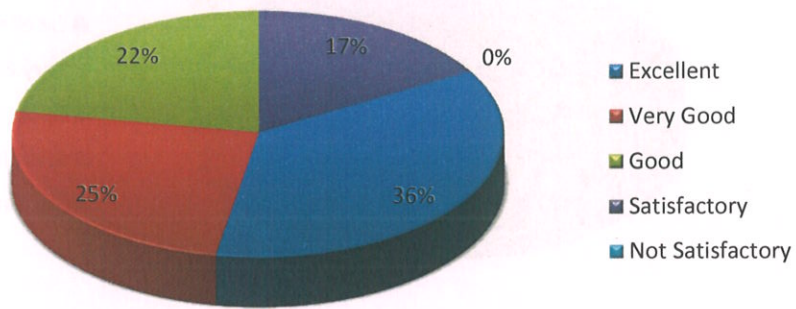


NAME OF THE DEPARTMENT: MATHEMATICS

Q.1) Your opinion about the academic standard of the Institute.

	Grade	No. of Parents	Percentage
Q.1)	Excellent	13	36.11%
	Very Good	9	25.00%
	Good	8	22.22%
	Satisfactory	6	16.67%
	Not Satisfactory	0	0.00%

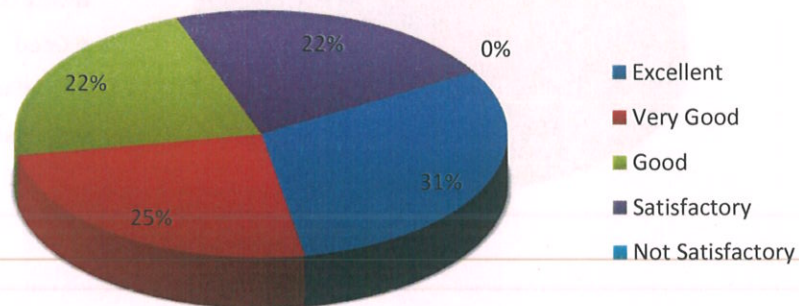
Q.1) Your opinion about the academic standard of the Institute.



Q.2) Assessment about the teaching/learning process in the Institute.

	Grade	No. of Parents	Percentage
Q.2)	Excellent	11	30.56%
	Very Good	9	25.00%
	Good	8	22.22%
	Satisfactory	8	22.22%
	Not Satisfactory	0	0.00%

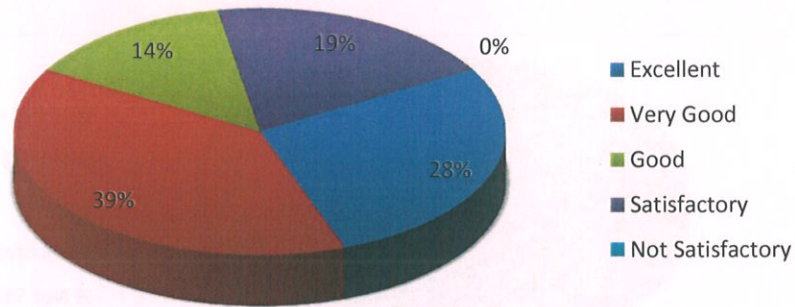
Q.2) Assessment about the teaching/learning process in the Institute.



Q.3) College have a satisfactory system of monitoring student's progress.

	Grade	No. of Parents	Percentage
Q.3)	Excellent	10	27.78%
	Very Good	14	38.89%
	Good	5	13.89%
	Satisfactory	7	19.44%
	Not Satisfactory	0	0.00%

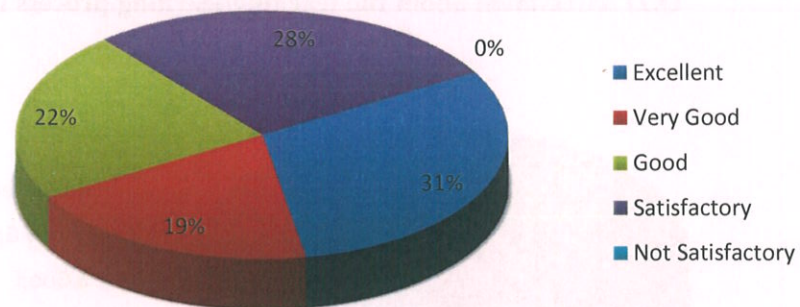
Q.3) College have a satisfactory system of monitoring student's progress



Q.4) The impact of teacher in motivating your ward.

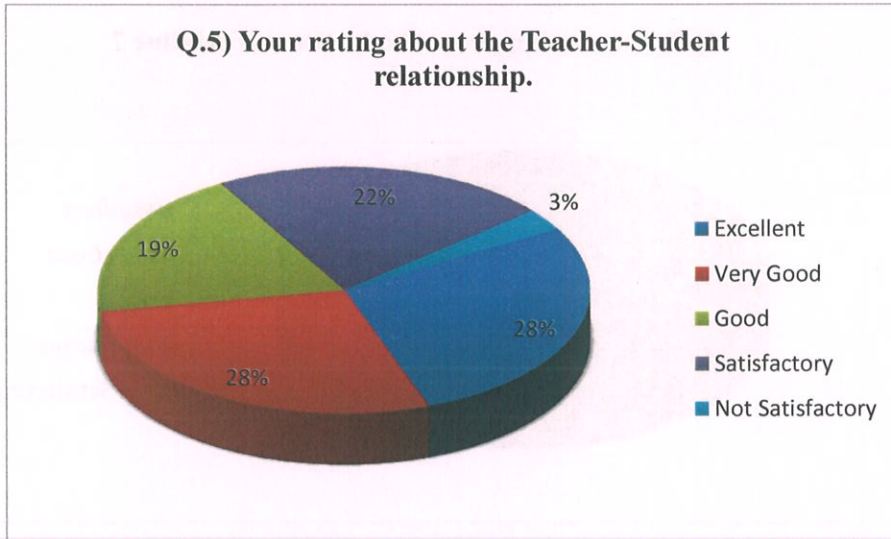
	Grade	No. of Parents	Percentage
Q.4)	Excellent	11	30.56%
	Very Good	7	19.44%
	Good	8	22.22%
	Satisfactory	10	27.78%
	Not Satisfactory	0	0.00%

Q.4) The impact of teacher in motivating your ward.



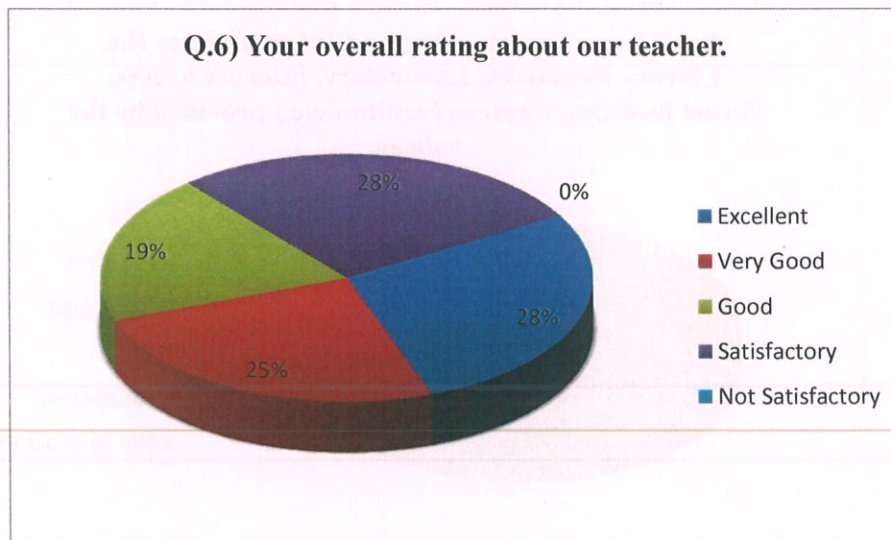
Q.5) Your rating about the Teacher-Student relationship.

	Grade	No. of Parents	Percentage
Q.5)	Excellent	10	27.78%
	Very Good	10	27.78%
	Good	7	19.44%
	Satisfactory	8	22.22%
	Not Satisfactory	1	2.78%



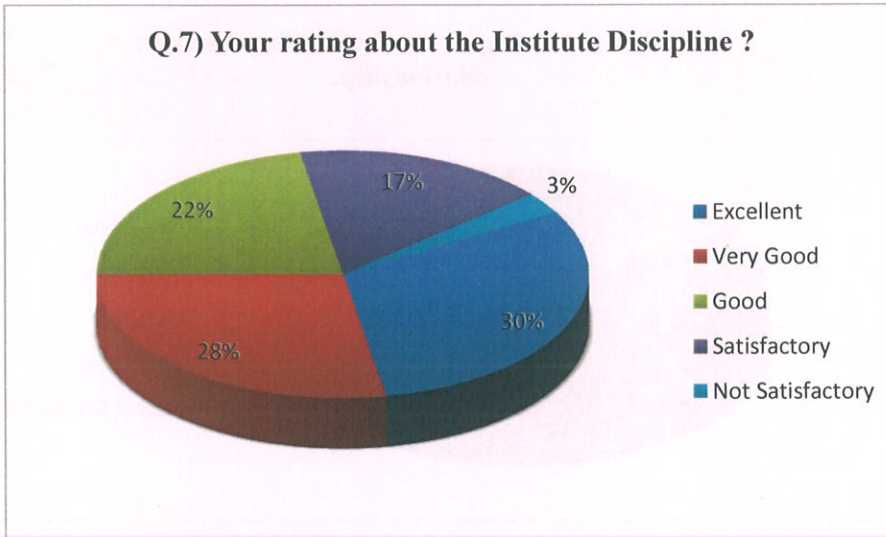
Q.6) Your overall rating about our teacher.

	Grade	No. of Parents	Percentage
Q.6)	Excellent	10	27.78%
	Very Good	9	25.00%
	Good	7	19.44%
	Satisfactory	10	27.78%
	Not Satisfactory	0	0.00%



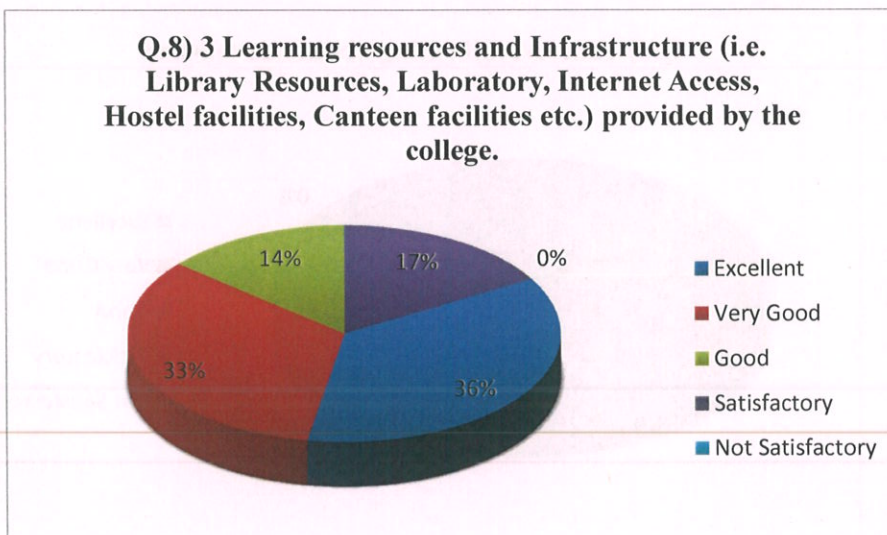
Q.7) Your rating about the Institute Discipline?

	Grade	No. of Parents	Percentage
Q.7)	Excellent	11	30.56%
	Very Good	10	27.78%
	Good	8	22.22%
	Satisfactory	6	16.67%
	Not Satisfactory	1	2.78%



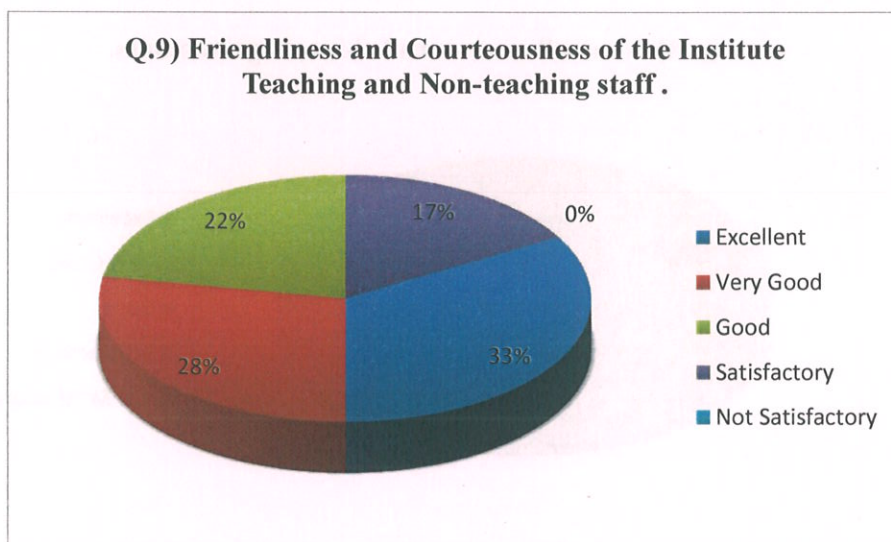
Q.8) 3 Learning resources and Infrastructure (i.e. Library Resources, Laboratory, Internet Access, Hostel facilities, Canteen facilities etc.) provided by the college.

	Grade	No. of Parents	Percentage
Q.8)	Excellent	13	36.11%
	Very Good	12	33.33%
	Good	5	13.89%
	Satisfactory	6	16.67%
	Not Satisfactory	0	0.00%



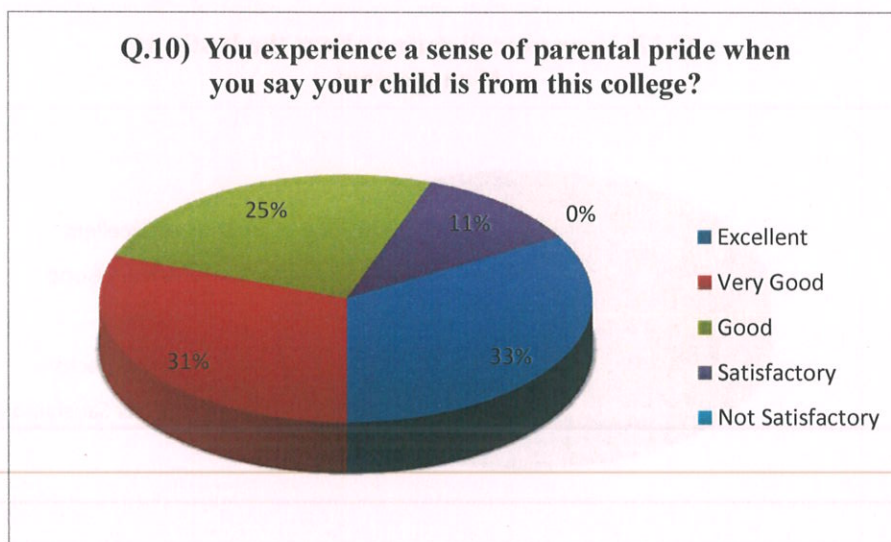
Q.9) Friendliness and Courteousness of the Institute Teaching and Non-teaching staff.

	Grade	No. of Parents	Percentage
Q.9)	Excellent	12	33.33%
	Very Good	10	27.78%
	Good	8	22.22%
	Satisfactory	6	16.67%
	Not Satisfactory	0	0.00%



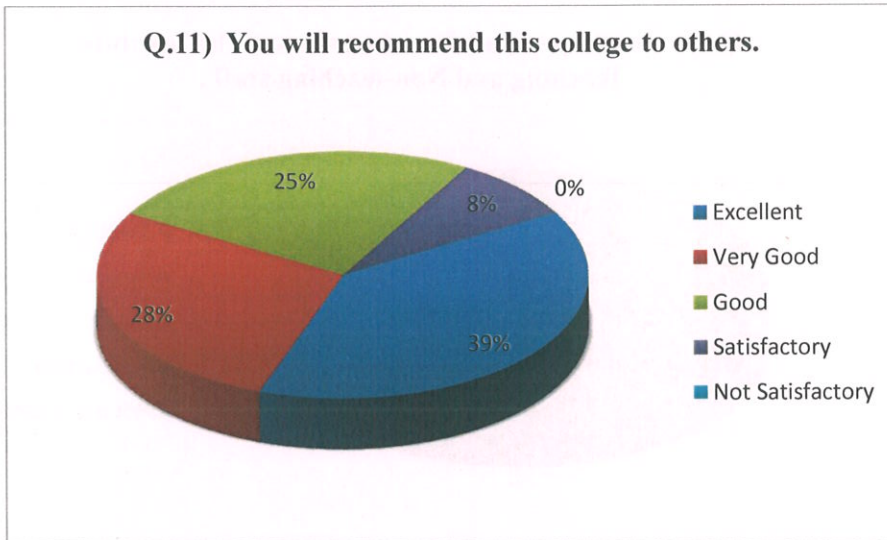
Q.10) You experience a sense of parental pride when you say your child is from this college?

	Grade	No. of Parents	Percentage
Q.10)	Excellent	12	33.33%
	Very Good	11	30.56%
	Good	9	25.00%
	Satisfactory	4	11.11%
	Not Satisfactory	0	0.00%



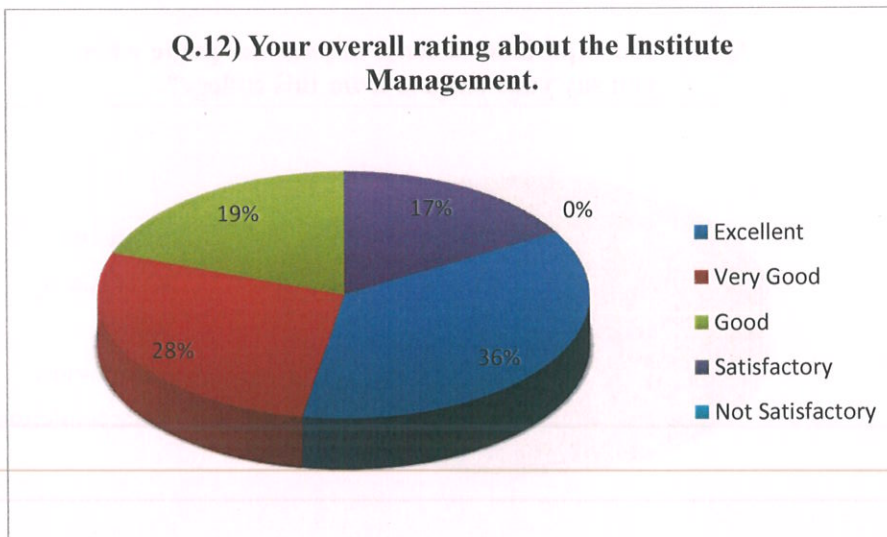
Q.11) You will recommend this college to others.

	Grade	No. of Parents	Percentage
Q.11)	Excellent	14	38.89%
	Very Good	10	27.78%
	Good	9	25.00%
	Satisfactory	3	8.33%
	Not Satisfactory	0	0.00%



Q.12) Your overall rating about the Institute Management.

	Grade	No. of Parents	Percentage
Q.12)	Excellent	13	36.11%
	Very Good	10	27.78%
	Good	7	19.44%
	Satisfactory	6	16.67%
	Not Satisfactory	0	0.00%

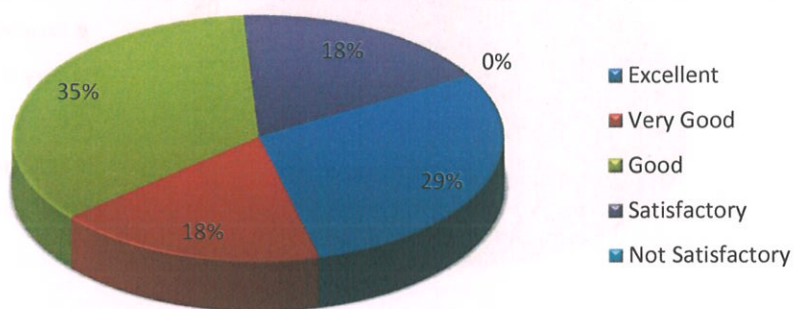


NAME OF THE DEPARTMENT: MATHEMATICS WITH COMPUTER

Q.1) Your opinion about the academic standard of the Institute.

	Grade	No. of Parents	Percentage
Q.1)	Excellent	5	29.41%
	Very Good	3	17.65%
	Good	6	35.29%
	Satisfactory	3	17.65%
	Not Satisfactory	0	0.00%

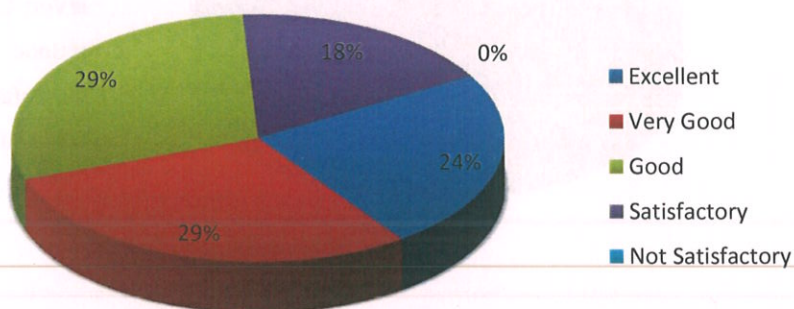
Q.1) Your opinion about the academic standard of the Institute.



Q.2) Assessment about the teaching/learning process in the Institute.

	Grade	No. of Parents	Percentage
Q.2)	Excellent	4	23.53%
	Very Good	5	29.41%
	Good	5	29.41%
	Satisfactory	3	17.65%
	Not Satisfactory	0	0.00%

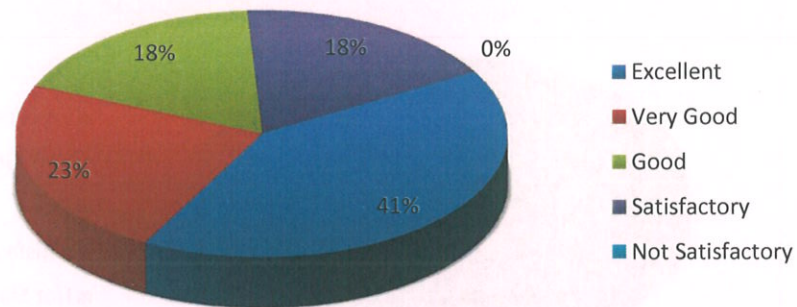
Q.2) Assessment about the teaching/learning process in the Institute.



Q.3) College have a satisfactory system of monitoring student's progress.

	Grade	No. of Parents	Percentage
Q.3)	Excellent	7	41.18%
	Very Good	4	23.53%
	Good	3	17.65%
	Satisfactory	3	17.65%
	Not Satisfactory	0	0.00%

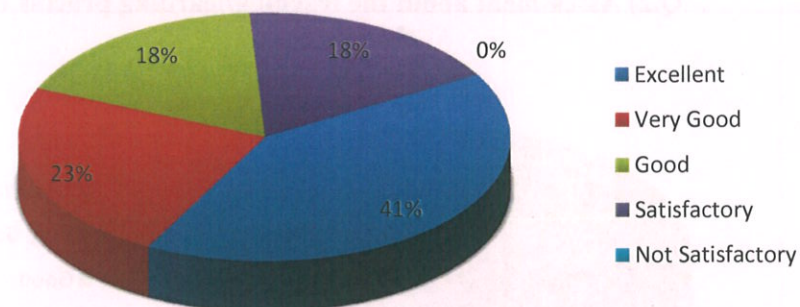
Q.3) College have a satisfactory system of monitoring student's progress



Q.4) The impact of teacher in motivating your ward.

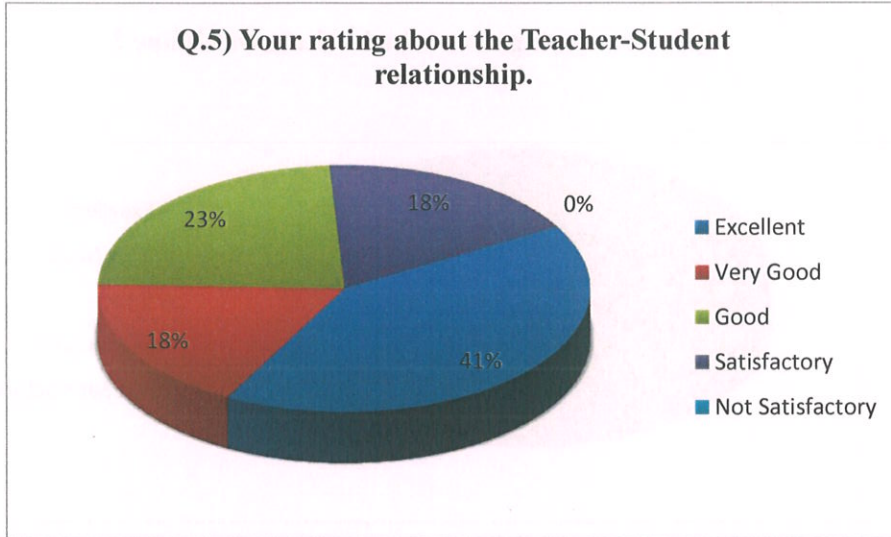
	Grade	No. of Parents	Percentage
Q.4)	Excellent	7	41.18%
	Very Good	4	23.53%
	Good	3	17.65%
	Satisfactory	3	17.65%
	Not Satisfactory	0	0.00%

Q.4) The impact of teacher in motivating your ward.



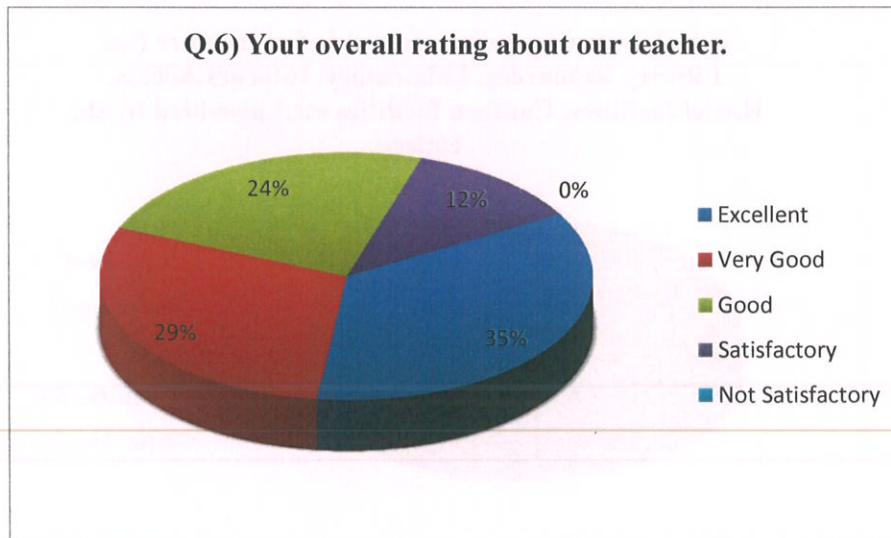
Q.5) Your rating about the Teacher-Student relationship.

	Grade	No. of Parents	Percentage
Q.5)	Excellent	7	41.18%
	Very Good	3	17.65%
	Good	4	23.53%
	Satisfactory	3	17.65%
	Not Satisfactory	0	0.00%



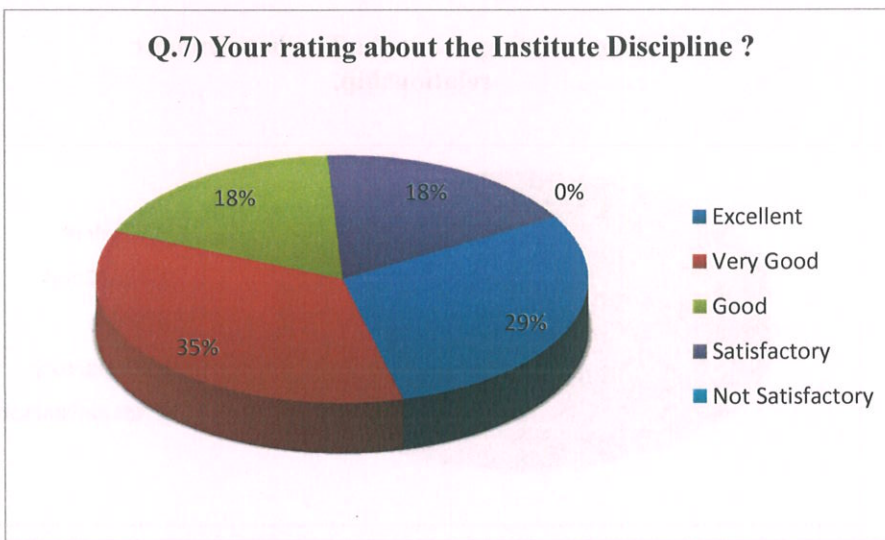
Q.6) Your overall rating about our teacher.

	Grade	No. of Parents	Percentage
Q.6)	Excellent	6	35.29%
	Very Good	5	29.41%
	Good	4	23.53%
	Satisfactory	2	11.76%
	Not Satisfactory	0	0.00%



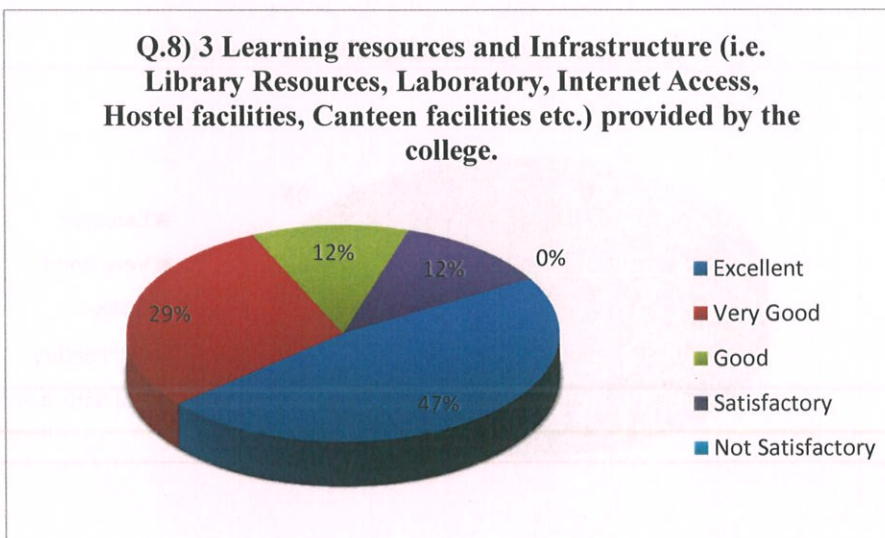
Q.7) Your rating about the Institute Discipline?

	Grade	No. of Parents	Percentage
Q.7)	Excellent	5	29.41%
	Very Good	6	35.29%
	Good	3	17.65%
	Satisfactory	3	17.65%
	Not Satisfactory	0	0.00%



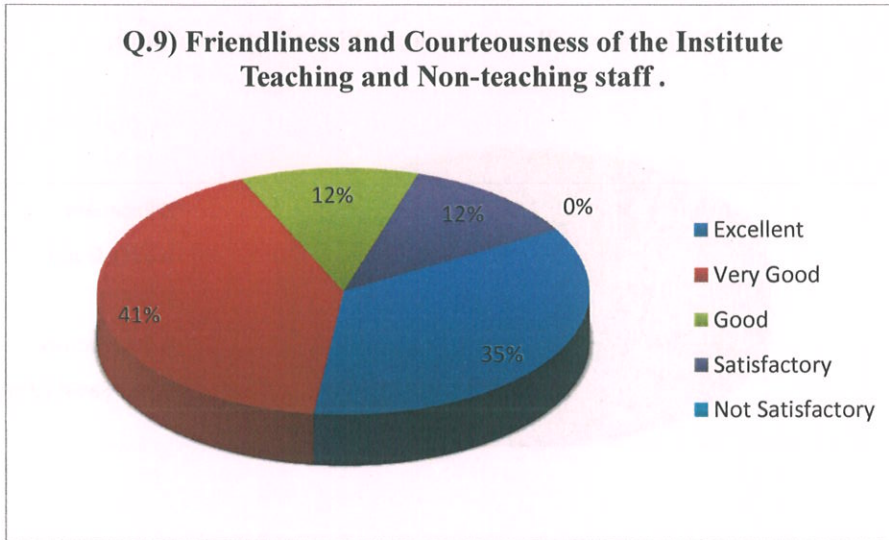
Q.8) 3 Learning resources and Infrastructure (i.e. Library Resources, Laboratory, Internet Access, Hostel facilities, Canteen facilities etc.) provided by the college.

	Grade	No. of Parents	Percentage
Q.8)	Excellent	8	47.06%
	Very Good	5	29.41%
	Good	2	11.76%
	Satisfactory	2	11.76%
	Not Satisfactory	0	0.00%



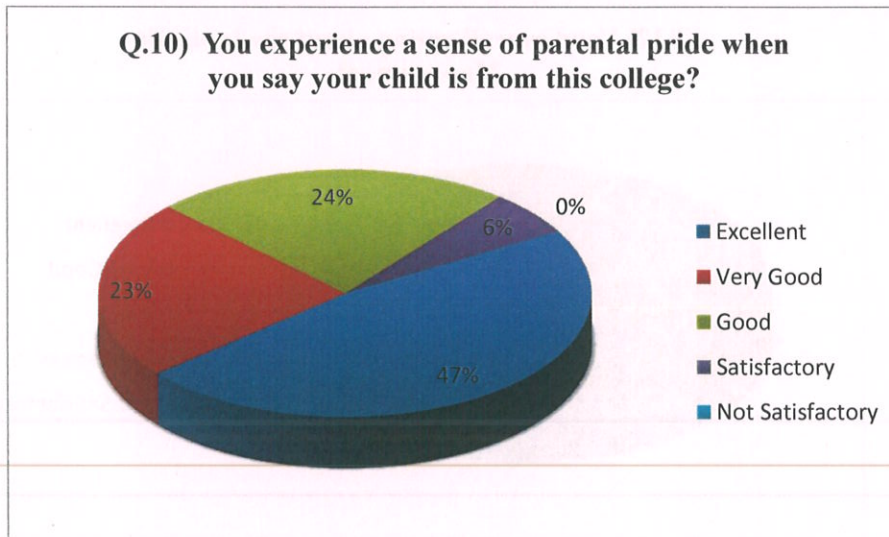
Q.9) Friendliness and Courteousness of the Institute Teaching and Non-teaching staff.

	Grade	No. of Parents	Percentage
Q.9)	Excellent	6	35.29%
	Very Good	7	41.18%
	Good	2	11.76%
	Satisfactory	2	11.76%
	Not Satisfactory	0	0.00%



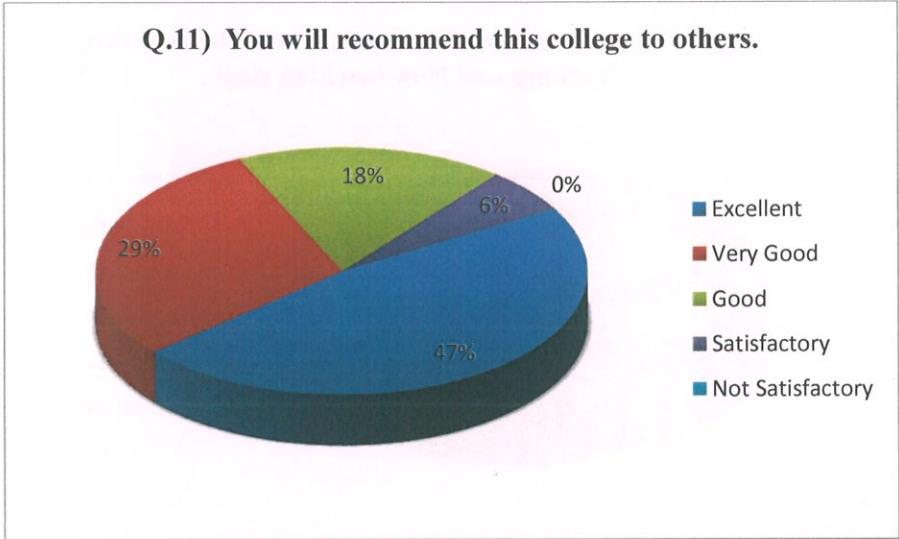
Q.10) You experience a sense of parental pride when you say your child is from this college?

	Grade	No. of Parents	Percentage
Q.10)	Excellent	8	47.06%
	Very Good	4	23.53%
	Good	4	23.53%
	Satisfactory	1	5.88%
	Not Satisfactory	0	0.00%



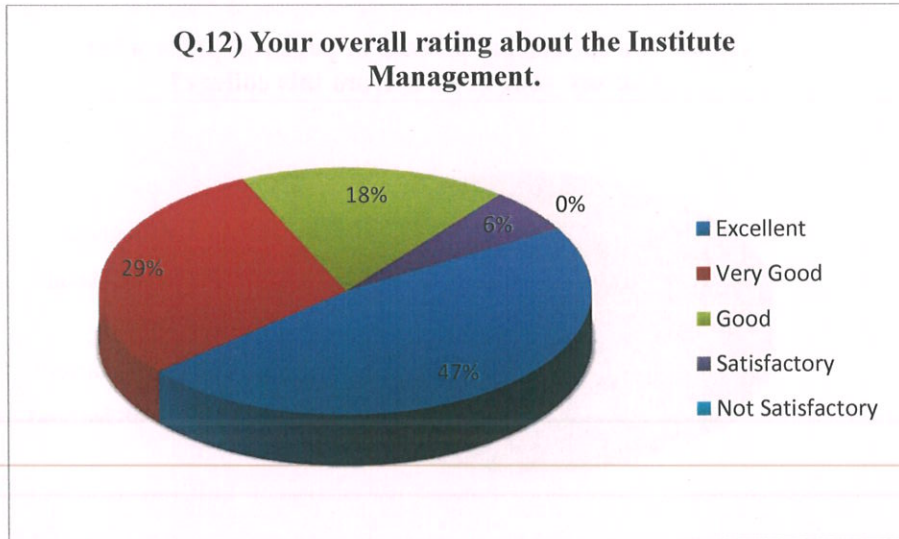
Q.11) You will recommend this college to others.

	Grade	No. of Parents	Percentage
Q.11)	Excellent	8	47.06%
	Very Good	5	29.41%
	Good	3	17.65%
	Satisfactory	1	5.88%
	Not Satisfactory	0	0.00%



Q.12) Your overall rating about the Institute Management.

	Grade	No. of Parents	Percentage
Q.12)	Excellent	8	47.06%
	Very Good	5	29.41%
	Good	3	17.65%
	Satisfactory	1	5.88%
	Not Satisfactory	0	0.00%

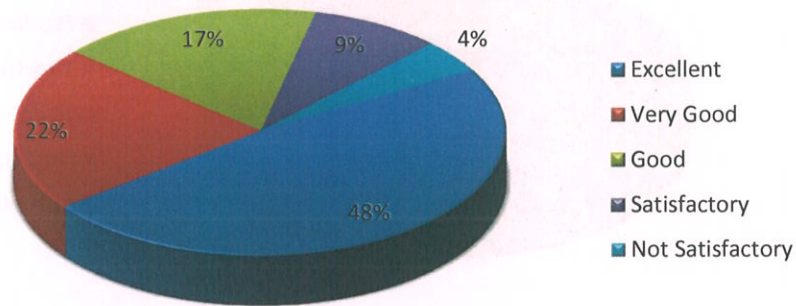


NAME OF THE DEPARTMENT: ODIA

Q.1) Your opinion about the academic standard of the Institute.

	Grade	No. of Parents	Percentage
Q.1)	Excellent	11	47.83%
	Very Good	5	21.74%
	Good	4	17.39%
	Satisfactory	2	8.70%
	Not Satisfactory	1	4.35%

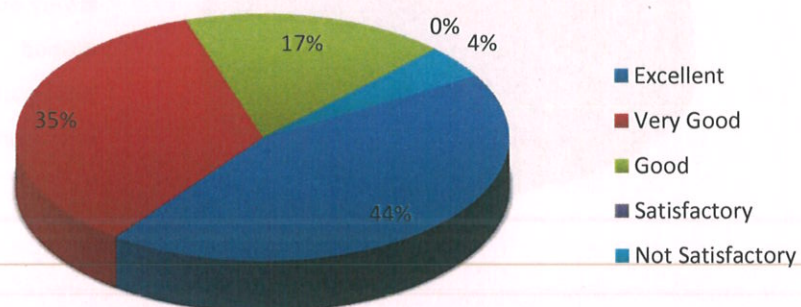
Q.1) Your opinion about the academic standard of the Institute.



Q.2) Assessment about the teaching/learning process in the Institute.

	Grade	No. of Parents	Percentage
Q.2)	Excellent	10	43.48%
	Very Good	8	34.78%
	Good	4	17.39%
	Satisfactory	0	0.00%
	Not Satisfactory	1	4.35%

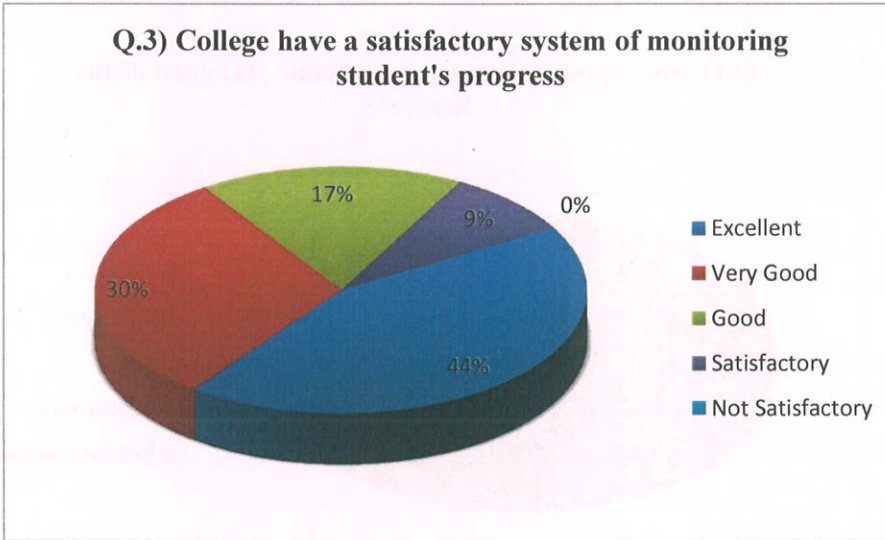
Q.2) Assessment about the teaching/learning process in the Institute.



(Handwritten signature)

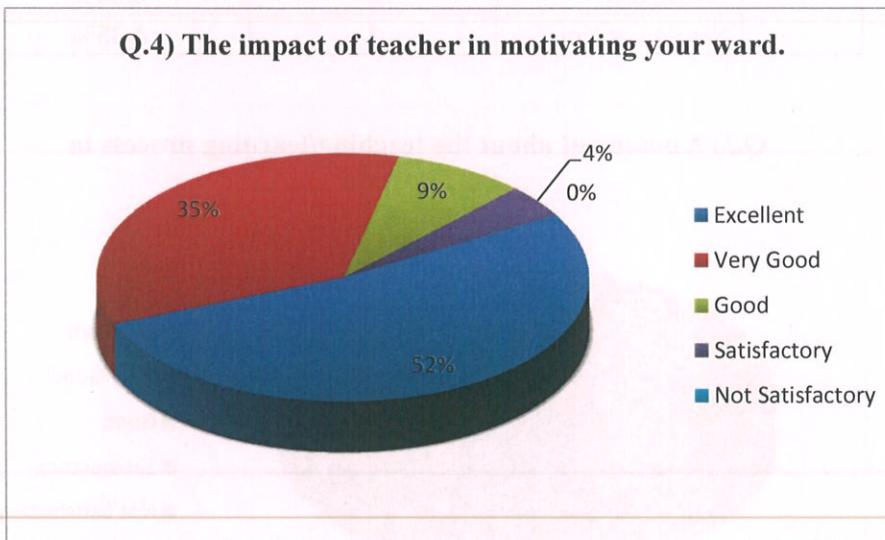
Q.3) College have a satisfactory system of monitoring student's progress.

	Grade	No. of Parents	Percentage
Q.3)	Excellent	10	43.48%
	Very Good	7	30.43%
	Good	4	17.39%
	Satisfactory	2	8.70%
	Not Satisfactory	0	0.00%



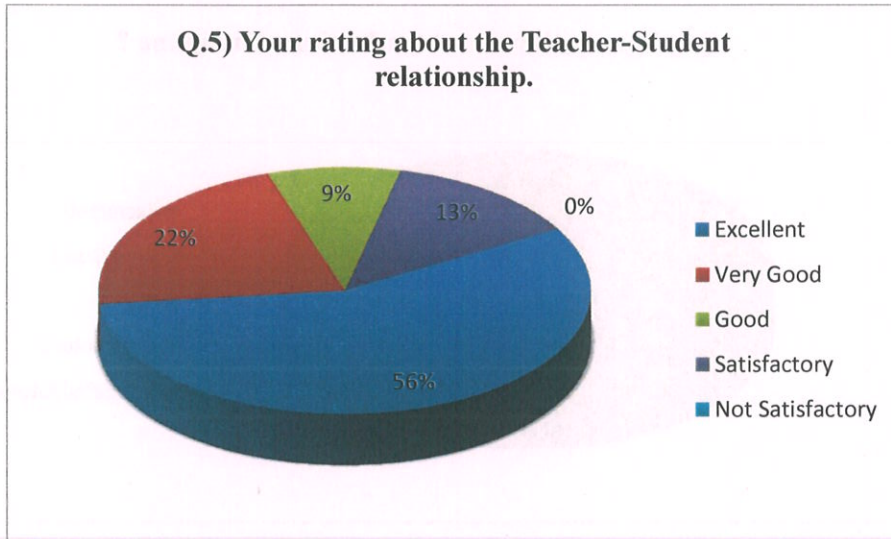
Q.4) The impact of teacher in motivating your ward.

	Grade	No. of Parents	Percentage
Q.4)	Excellent	12	52.17%
	Very Good	8	34.78%
	Good	2	8.70%
	Satisfactory	1	4.35%
	Not Satisfactory	0	0.00%



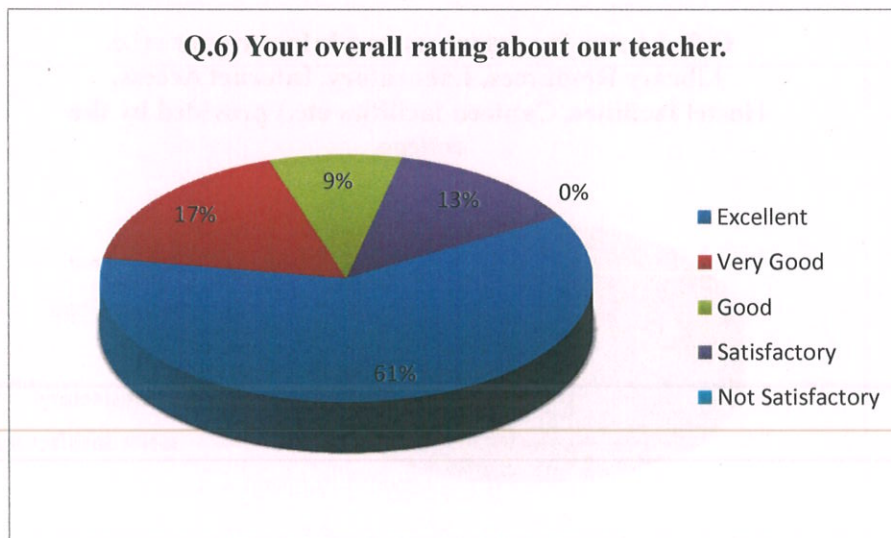
Q.5) Your rating about the Teacher-Student relationship.

	Grade	No. of Parents	Percentage
Q.5)	Excellent	13	56.52%
	Very Good	5	21.74%
	Good	2	8.70%
	Satisfactory	3	13.04%
	Not Satisfactory	0	0.00%



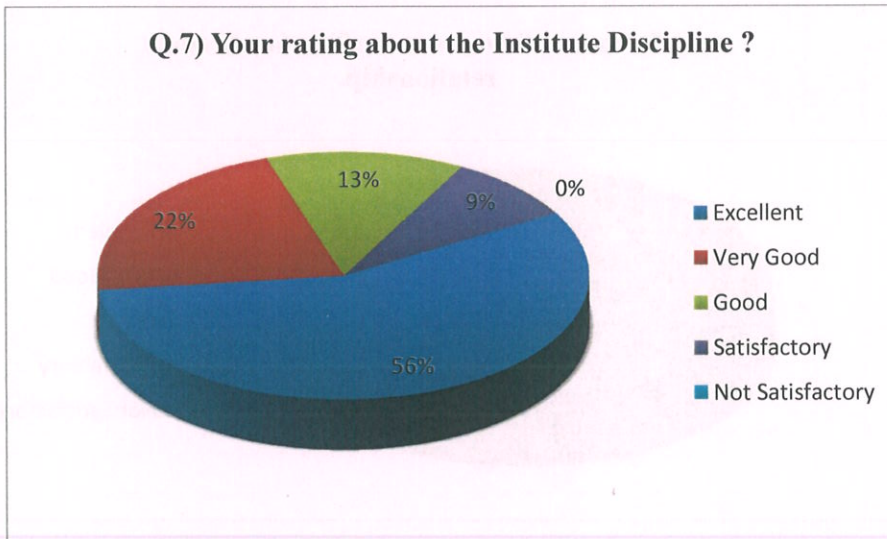
Q.6) Your overall rating about our teacher.

	Grade	No. of Parents	Percentage
Q.6)	Excellent	14	60.87%
	Very Good	4	17.39%
	Good	2	8.70%
	Satisfactory	3	13.04%
	Not Satisfactory	0	0.00%



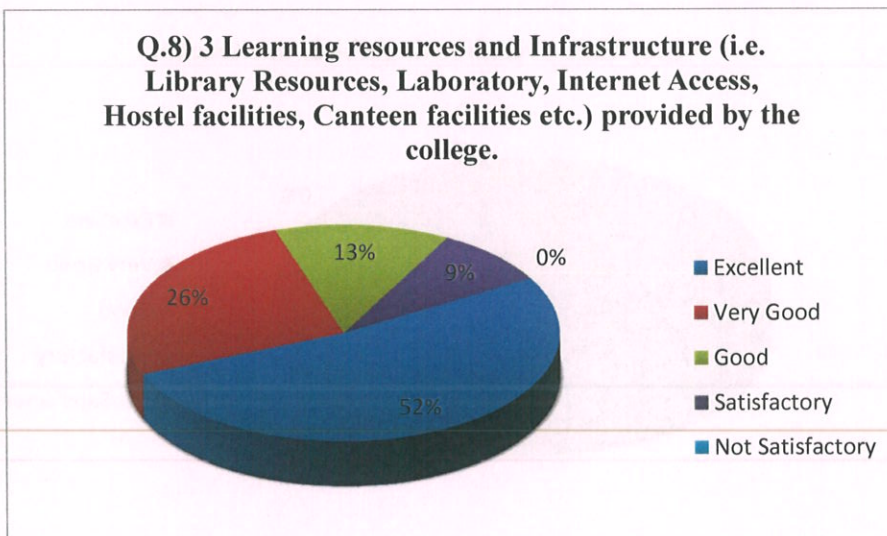
Q.7) Your rating about the Institute Discipline?

	Grade	No. of Parents	Percentage
Q.7)	Excellent	13	56.52%
	Very Good	5	21.74%
	Good	3	13.04%
	Satisfactory	2	8.70%
	Not Satisfactory	0	0.00%



Q.8) 3 Learning resources and Infrastructure (i.e. Library Resources, Laboratory, Internet Access, Hostel facilities, Canteen facilities etc.) provided by the college.

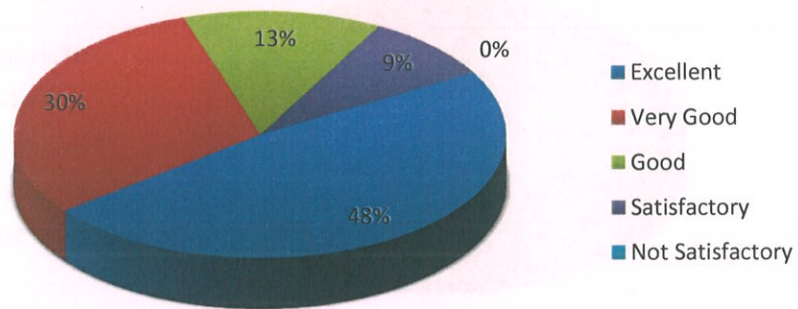
	Grade	No. of Parents	Percentage
Q.8)	Excellent	12	52.17%
	Very Good	6	26.09%
	Good	3	13.04%
	Satisfactory	2	8.70%
	Not Satisfactory	0	0.00%



Q.9) Friendliness and Courteousness of the Institute Teaching and Non-teaching staff.

	Grade	No. of Parents	Percentage
Q.9)	Excellent	11	47.83%
	Very Good	7	30.43%
	Good	3	13.04%
	Satisfactory	2	8.70%
	Not Satisfactory	0	0.00%

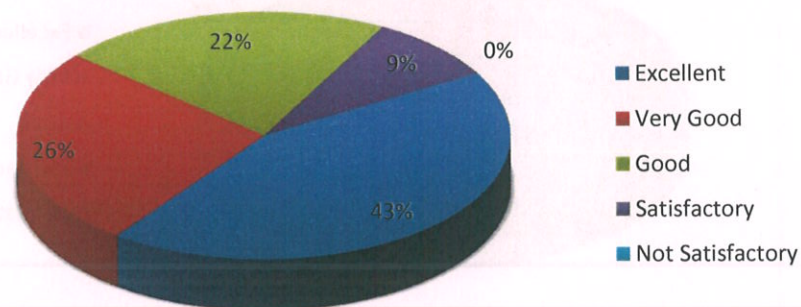
Q.9) Friendliness and Courteousness of the Institute Teaching and Non-teaching staff .



Q.10) You experience a sense of parental pride when you say your child is from this college?

	Grade	No. of Parents	Percentage
Q.10)	Excellent	10	43.48%
	Very Good	6	26.09%
	Good	5	21.74%
	Satisfactory	2	8.70%
	Not Satisfactory	0	0.00%

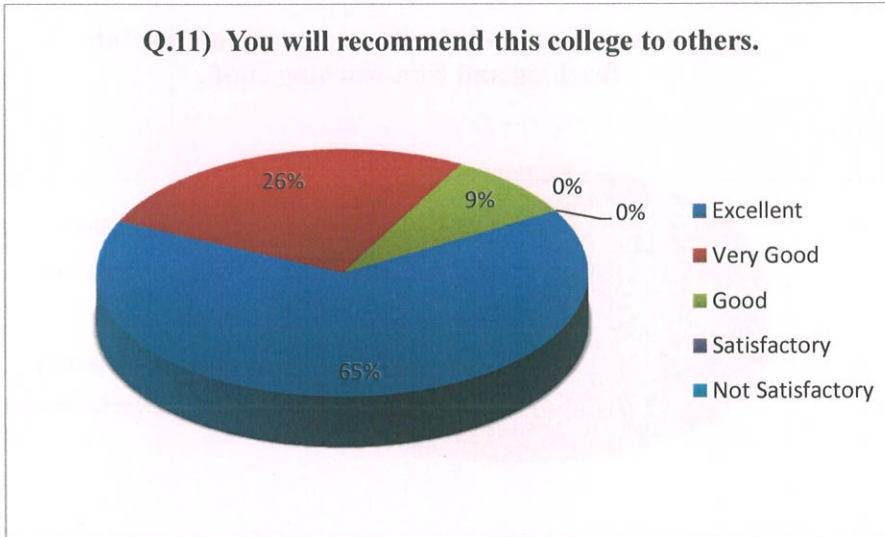
Q.10) You experience a sense of parental pride when you say your child is from this college?



(Handwritten signature)

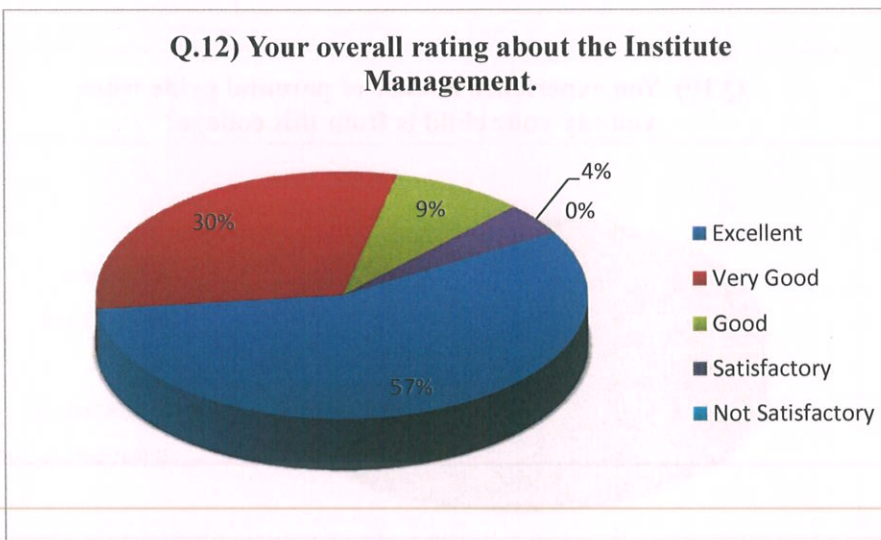
Q.11) You will recommend this college to others.

	Grade	No. of Parents	Percentage
Q.11)	Excellent	15	65.22%
	Very Good	6	26.09%
	Good	2	8.70%
	Satisfactory	0	0.00%
	Not Satisfactory	0	0.00%



Q.12) Your overall rating about the Institute Management.

	Grade	No. of Parents	Percentage
Q.12)	Excellent	13	56.52%
	Very Good	7	30.43%
	Good	2	8.70%
	Satisfactory	1	4.35%
	Not Satisfactory	0	0.00%

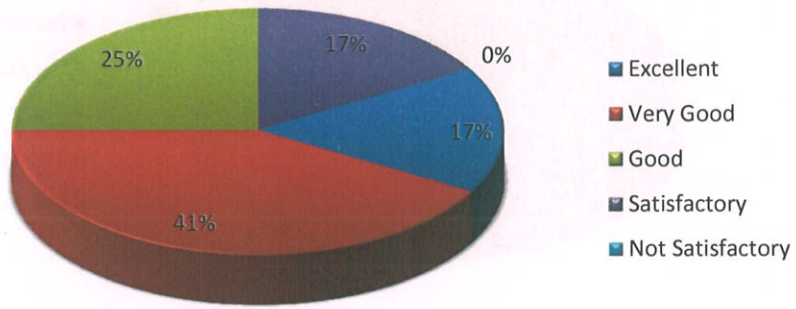


NAME OF THE DEPARTMENT: PHILOSOPHY

Q.1) Your opinion about the academic standard of the Institute.

	Grade	No. of Parents	Percentage
Q.1)	Excellent	2	16.67%
	Very Good	5	41.67%
	Good	3	25.00%
	Satisfactory	2	16.67%
	Not Satisfactory	0	0.00%

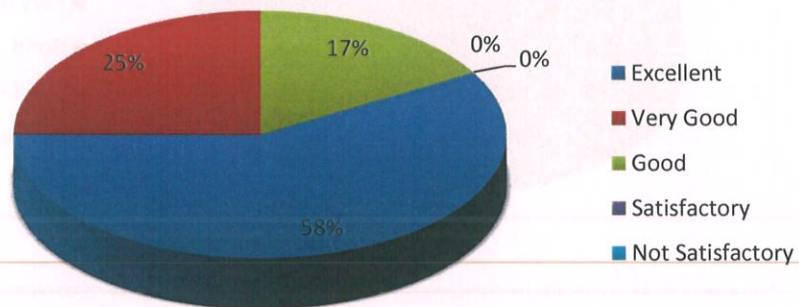
Q.1) Your opinion about the academic standard of the Institute.



Q.2) Assessment about the teaching/learning process in the Institute.

	Grade	No. of Parents	Percentage
Q.2)	Excellent	7	58.33%
	Very Good	3	25.00%
	Good	2	16.67%
	Satisfactory	0	0.00%
	Not Satisfactory	0	0.00%

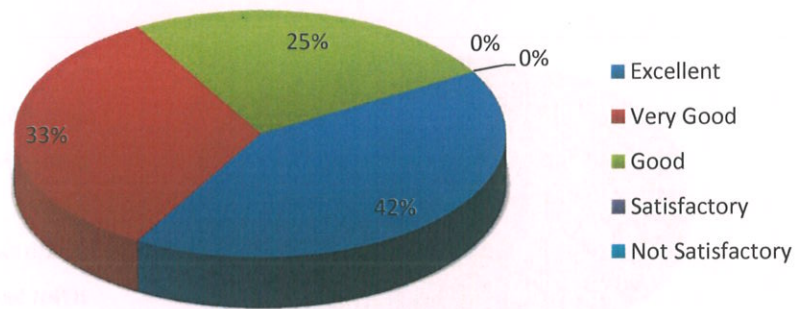
Q.2) Assessment about the teaching/learning process in the Institute.



Q.3) College have a satisfactory system of monitoring student's progress.

	Grade	No. of Parents	Percentage
Q.3)	Excellent	5	41.67%
	Very Good	4	33.33%
	Good	3	25.00%
	Satisfactory	0	0.00%
	Not Satisfactory	0	0.00%

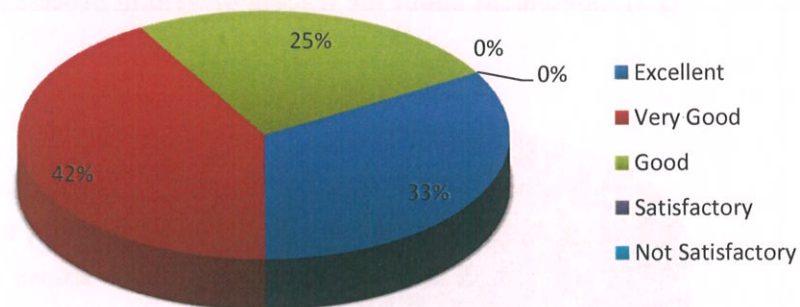
Q.3) College have a satisfactory system of monitoring student's progress



Q.4) The impact of teacher in motivating your ward.

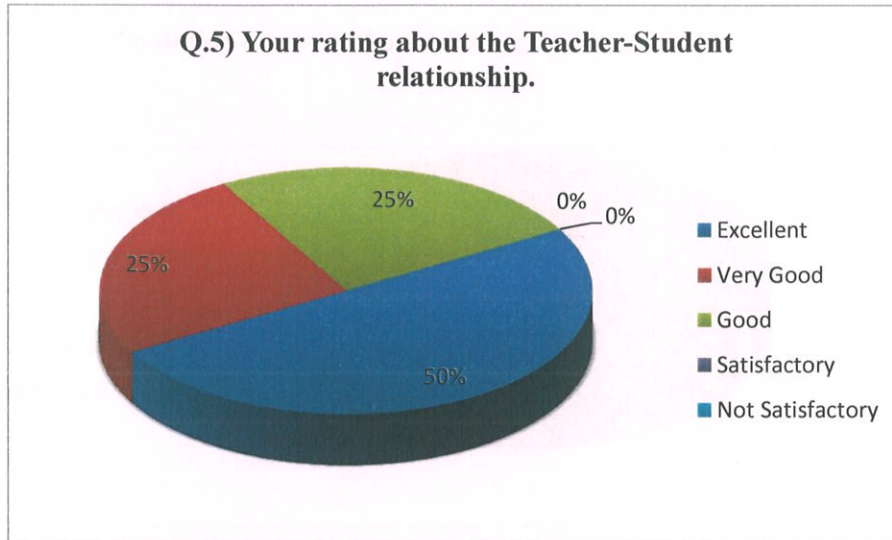
	Grade	No. of Parents	Percentage
Q.4)	Excellent	4	33.33%
	Very Good	5	41.67%
	Good	3	25.00%
	Satisfactory	0	0.00%
	Not Satisfactory	0	0.00%

Q.4) The impact of teacher in motivating your ward.



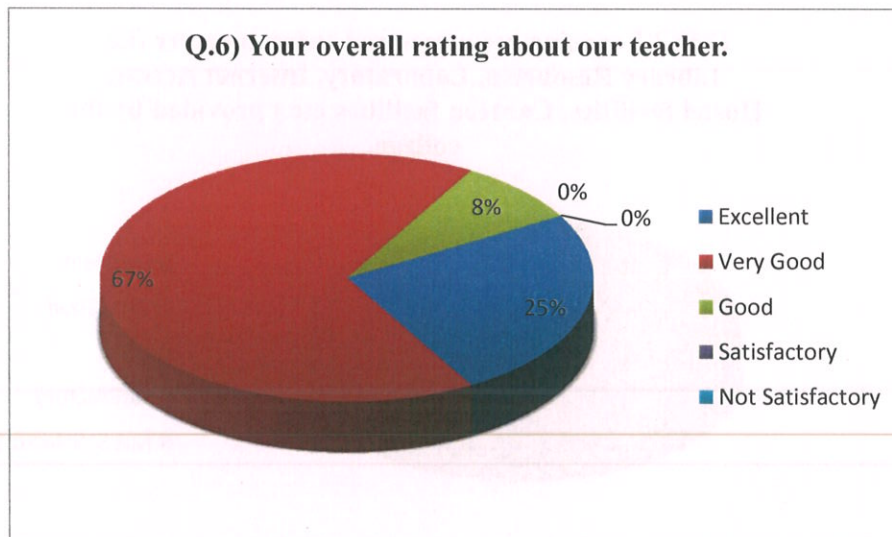
Q.5) Your rating about the Teacher-Student relationship.

	Grade	No. of Parents	Percentage
Q.5)	Excellent	6	50.00%
	Very Good	3	25.00%
	Good	3	25.00%
	Satisfactory	0	0.00%
	Not Satisfactory	0	0.00%



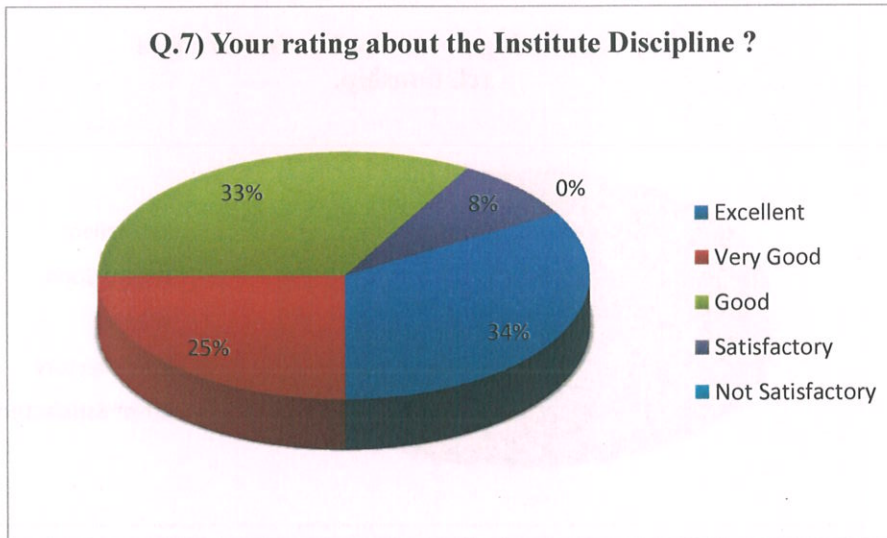
Q.6) Your overall rating about our teacher.

	Grade	No. of Parents	Percentage
Q.6)	Excellent	3	25.00%
	Very Good	8	66.67%
	Good	1	8.33%
	Satisfactory	0	0.00%
	Not Satisfactory	0	0.00%



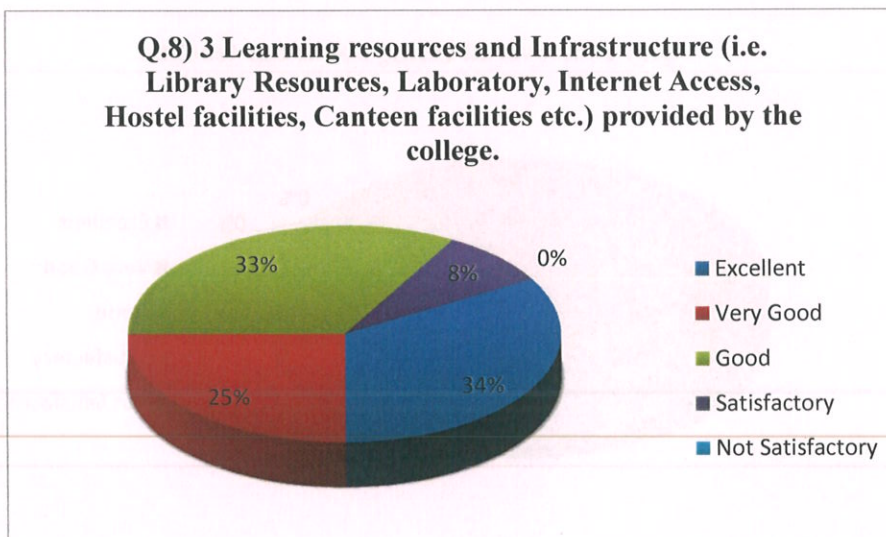
Q.7) Your rating about the Institute Discipline?

	Grade	No. of Parents	Percentage
Q.7)	Excellent	4	33.33%
	Very Good	3	25.00%
	Good	4	33.33%
	Satisfactory	1	8.33%
	Not Satisfactory	0	0.00%



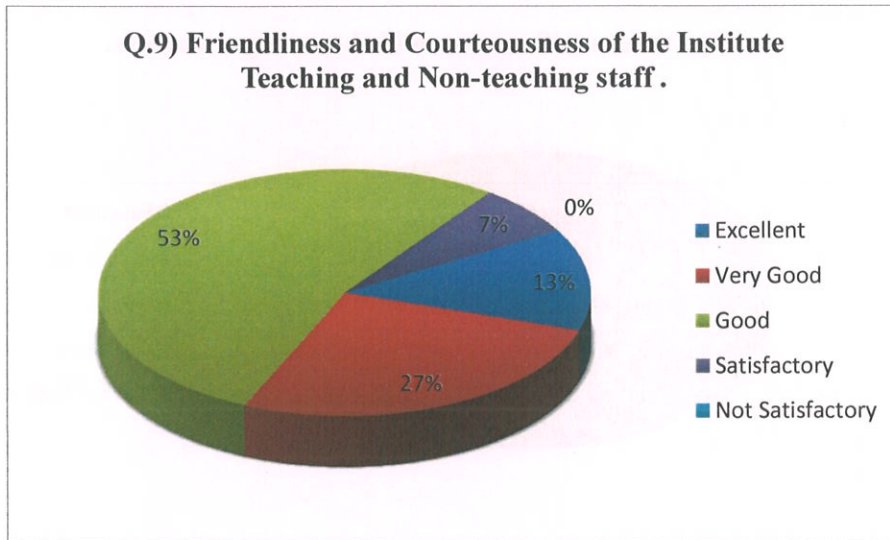
Q.8) 3 Learning resources and Infrastructure (i.e. Library Resources, Laboratory, Internet Access, Hostel facilities, Canteen facilities etc.) provided by the college.

	Grade	No. of Parents	Percentage
Q.8)	Excellent	4	33.33%
	Very Good	3	25.00%
	Good	4	33.33%
	Satisfactory	1	8.33%
	Not Satisfactory	0	0.00%



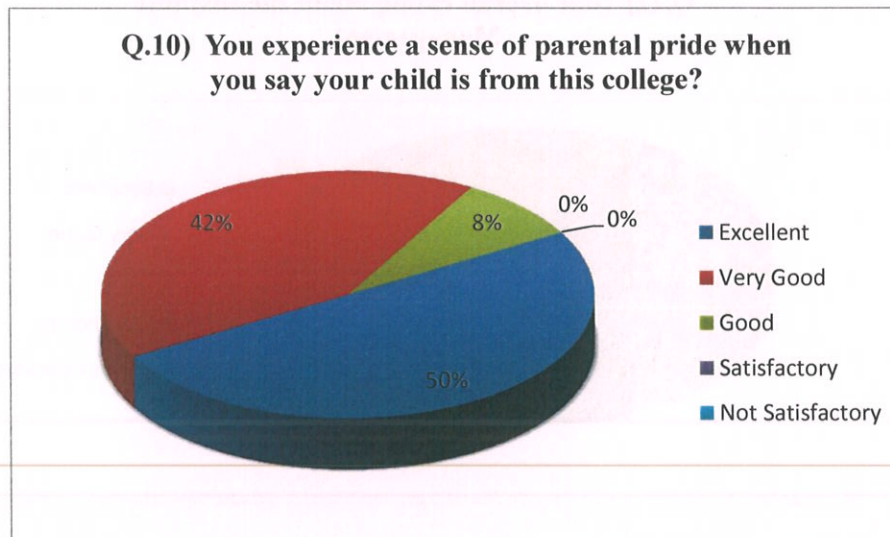
Q.9) Friendliness and Courteousness of the Institute Teaching and Non-teaching staff.

	Grade	No. of Parents	Percentage
Q.9)	Excellent	5	41.67%
	Very Good	3	25.00%
	Good	3	25.00%
	Satisfactory	1	8.33%
	Not Satisfactory	0	0.00%



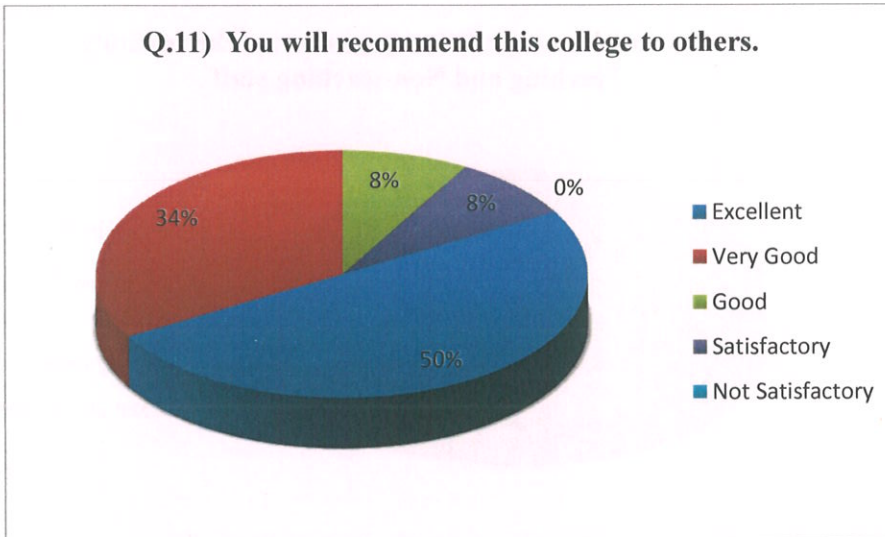
Q.10) You experience a sense of parental pride when you say your child is from this college?

	Grade	No. of Parents	Percentage
Q.10)	Excellent	6	50.00%
	Very Good	5	41.67%
	Good	1	8.33%
	Satisfactory	0	0.00%
	Not Satisfactory	0	0.00%



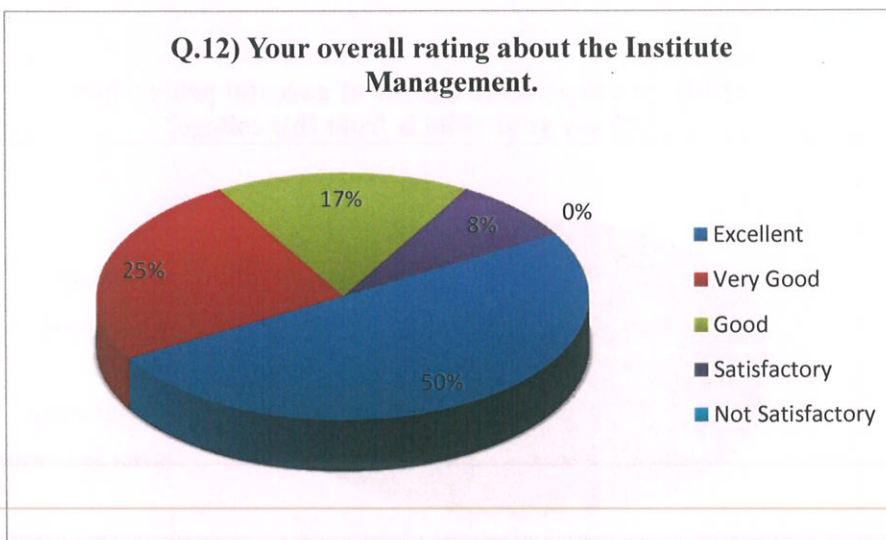
Q.11) You will recommend this college to others.

	Grade	No. of Parents	Percentage
Q.11)	Excellent	6	50.00%
	Very Good	4	33.33%
	Good	1	8.33%
	Satisfactory	1	8.33%
	Not Satisfactory	0	0.00%



Q.12) Your overall rating about the Institute Management.

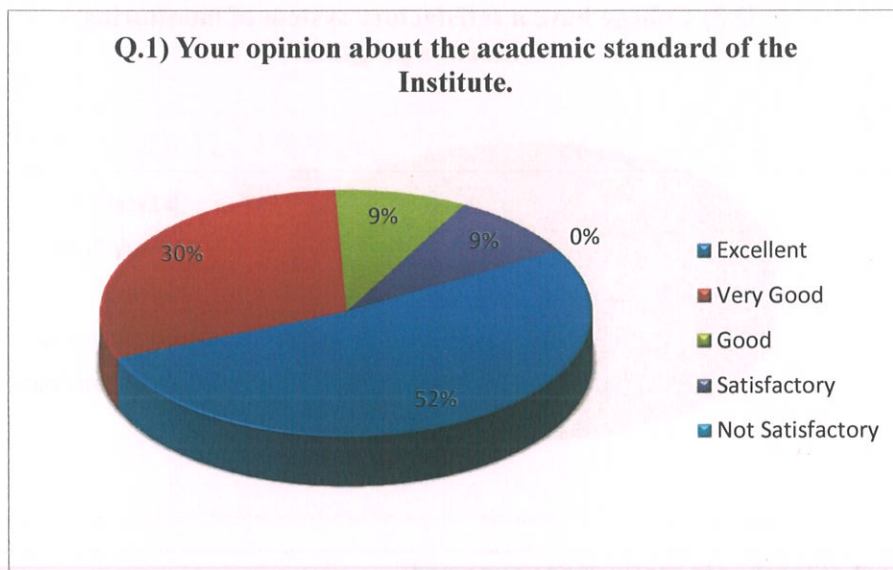
	Grade	No. of Parents	Percentage
Q.12)	Excellent	6	50.00%
	Very Good	3	25.00%
	Good	2	16.67%
	Satisfactory	1	8.33%
	Not Satisfactory	0	0.00%



NAME OF THE DEPARTMENT: PHYSICS

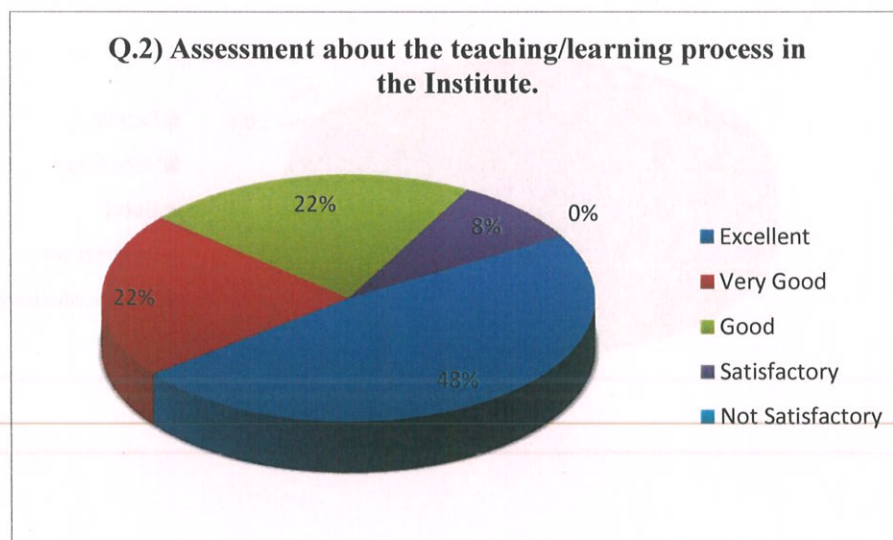
Q.1) Your opinion about the academic standard of the Institute.

	Grade	No. of Parents	Percentage
Q.1)	Excellent	12	52.17%
	Very Good	7	30.43%
	Good	2	8.70%
	Satisfactory	2	8.70%
	Not Satisfactory	0	0.00%



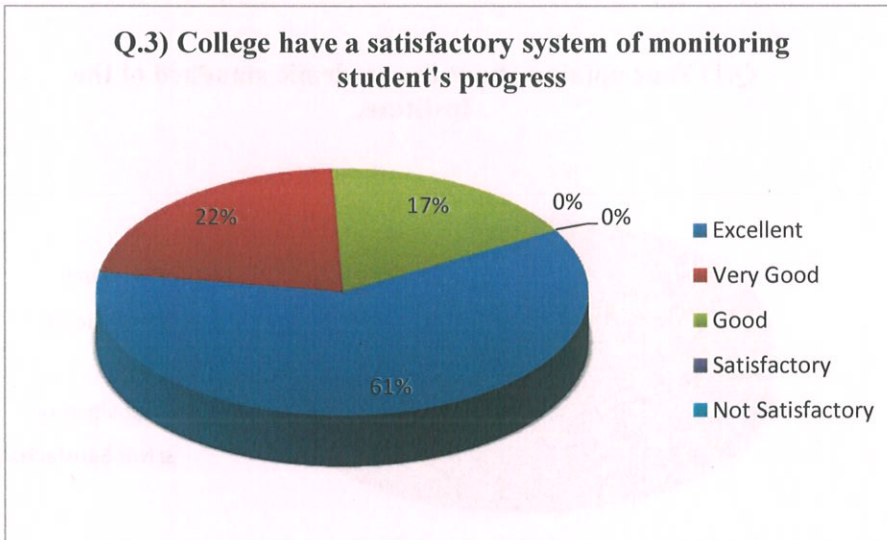
Q.2) Assessment about the teaching/learning process in the Institute.

	Grade	No. of Parents	Percentage
Q.2)	Excellent	11	47.83%
	Very Good	5	21.74%
	Good	5	21.74%
	Satisfactory	2	8.70%
	Not Satisfactory	0	0.00%



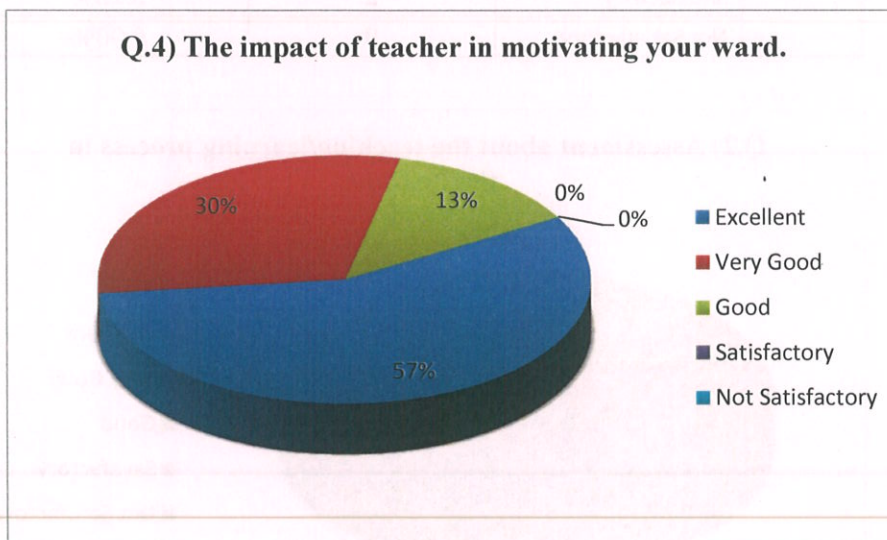
Q.3) College have a satisfactory system of monitoring student's progress.

	Grade	No. of Parents	Percentage
Q.3)	Excellent	14	60.87%
	Very Good	5	21.74%
	Good	4	17.39%
	Satisfactory	0	0.00%
	Not Satisfactory	0	0.00%



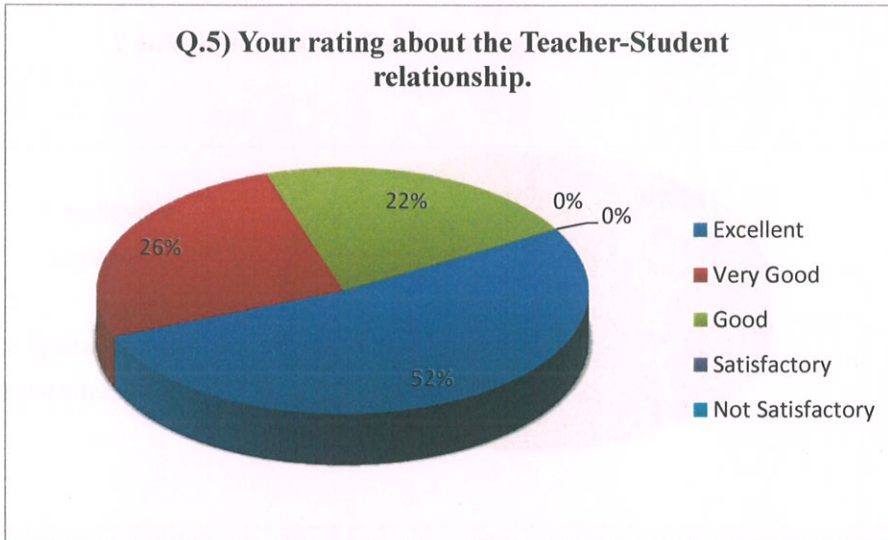
Q.4) The impact of teacher in motivating your ward.

	Grade	No. of Parents	Percentage
Q.4)	Excellent	13	56.52%
	Very Good	7	30.43%
	Good	3	13.04%
	Satisfactory	0	0.00%
	Not Satisfactory	0	0.00%



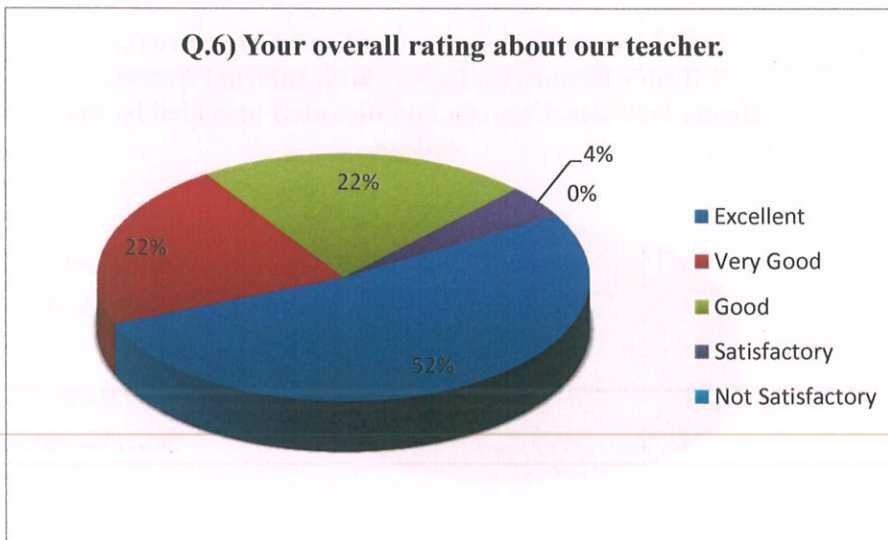
Q.5) Your rating about the Teacher-Student relationship.

	Grade	No. of Parents	Percentage
Q.5)	Excellent	12	52.17%
	Very Good	6	26.09%
	Good	5	21.74%
	Satisfactory	0	0.00%
	Not Satisfactory	0	0.00%



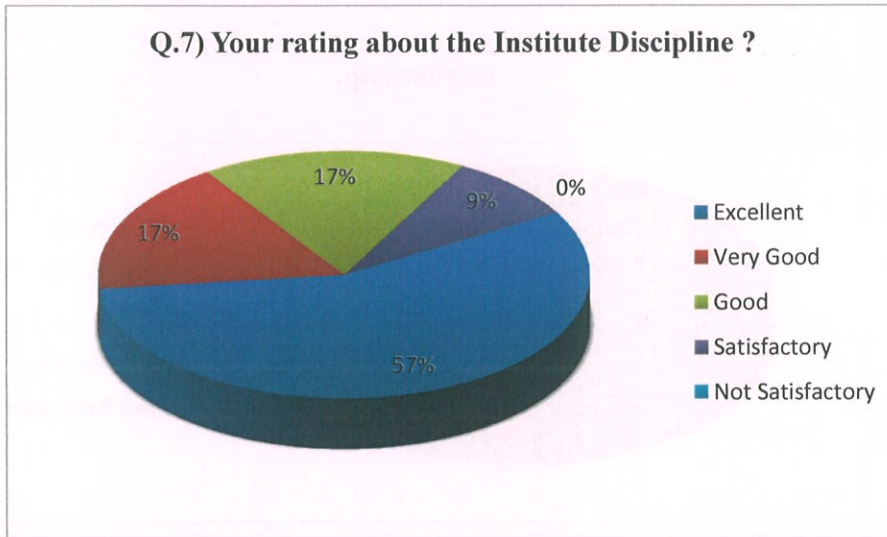
Q.6) Your overall rating about our teacher.

	Grade	No. of Parents	Percentage
Q.6)	Excellent	12	52.17%
	Very Good	5	21.74%
	Good	5	21.74%
	Satisfactory	1	4.35%
	Not Satisfactory	0	0.00%



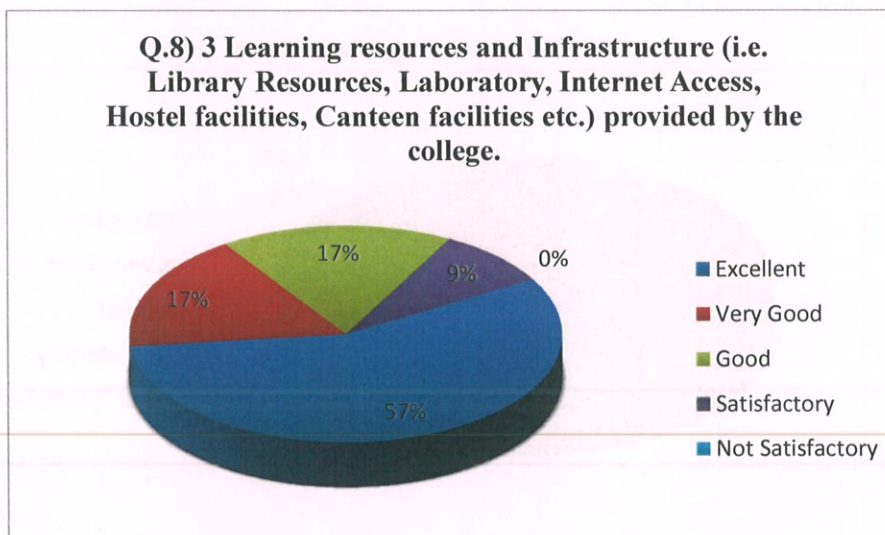
Q.7) Your rating about the Institute Discipline?

	Grade	No. of Parents	Percentage
Q.7)	Excellent	13	56.52%
	Very Good	4	17.39%
	Good	4	17.39%
	Satisfactory	2	8.70%
	Not Satisfactory	0	0.00%



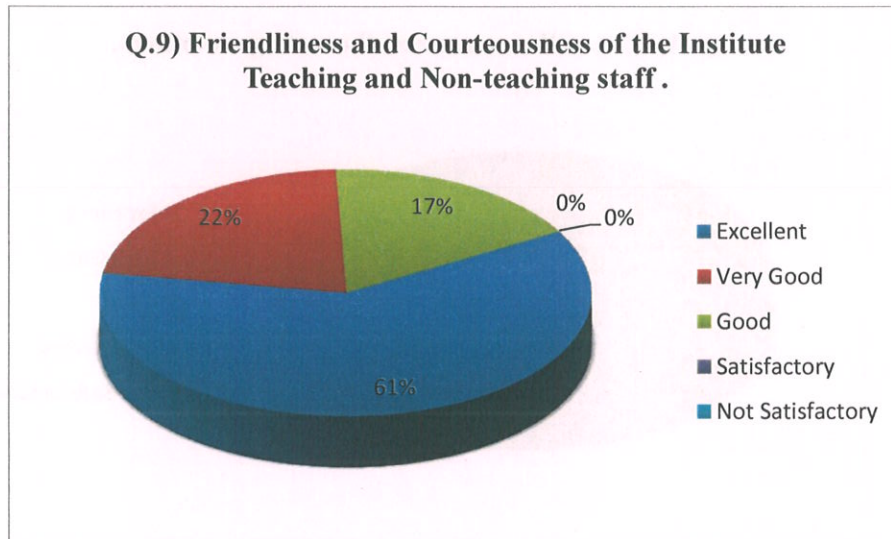
Q.8) 3 Learning resources and Infrastructure (i.e. Library Resources, Laboratory, Internet Access, Hostel facilities, Canteen facilities etc.) provided by the college.

	Grade	No. of Parents	Percentage
Q.8)	Excellent	13	56.52%
	Very Good	4	17.39%
	Good	4	17.39%
	Satisfactory	2	8.70%
	Not Satisfactory	0	0.00%



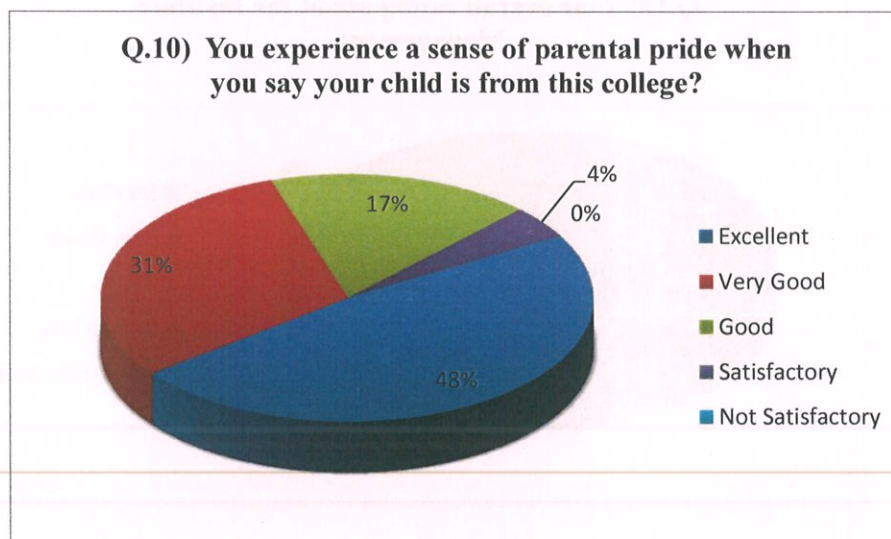
Q.9) Friendliness and Courteousness of the Institute Teaching and Non-teaching staff.

	Grade	No. of Parents	Percentage
Q.9)	Excellent	14	60.87%
	Very Good	5	21.74%
	Good	4	17.39%
	Satisfactory	0	0.00%
	Not Satisfactory	0	0.00%



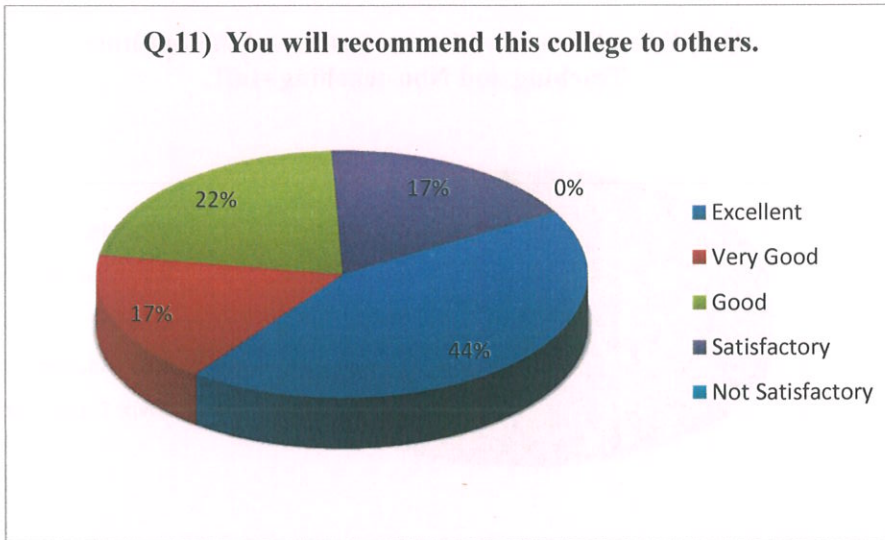
Q.10) You experience a sense of parental pride when you say your child is from this college?

	Grade	No. of Parents	Percentage
Q.10)	Excellent	11	47.83%
	Very Good	7	30.43%
	Good	4	17.39%
	Satisfactory	1	4.35%
	Not Satisfactory	0	0.00%



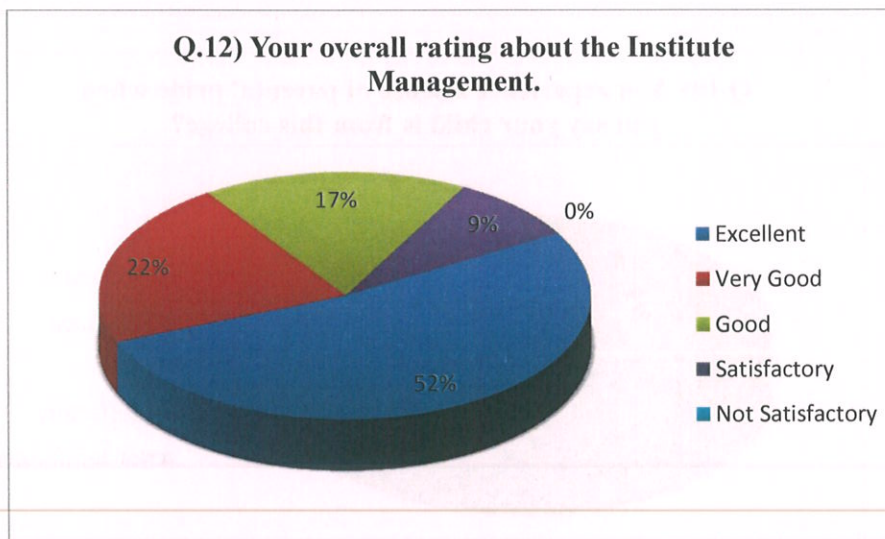
Q.11) You will recommend this college to others.

	Grade	No. of Parents	Percentage
Q.11)	Excellent	10	43.48%
	Very Good	4	17.39%
	Good	5	21.74%
	Satisfactory	4	17.39%
	Not Satisfactory	0	0.00%



Q.12) Your overall rating about the Institute Management.

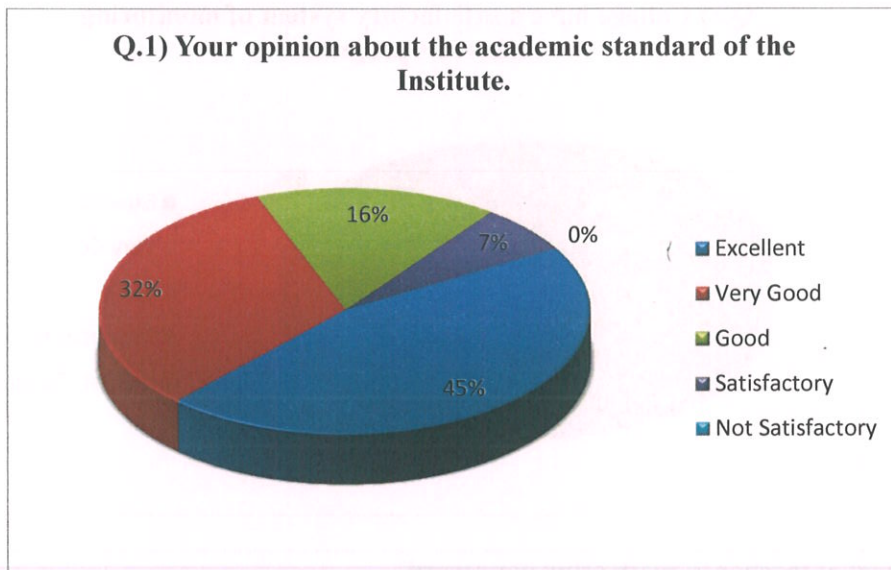
	Grade	No. of Parents	Percentage
Q.12)	Excellent	12	52.17%
	Very Good	5	21.74%
	Good	4	17.39%
	Satisfactory	2	8.70%
	Not Satisfactory	0	0.00%



NAME OF THE DEPARTMENT: POLITICAL SCIENCE


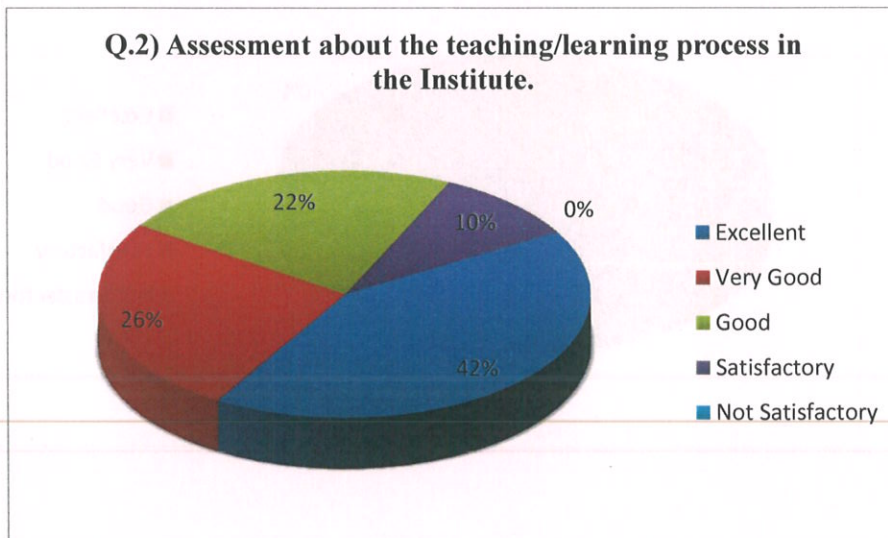
Q.1) Your opinion about the academic standard of the Institute.

	Grade	No. of Parents	Percentage
Q.1)	Excellent	14	45.16%
	Very Good	10	32.26%
	Good	5	16.13%
	Satisfactory	2	6.45%
	Not Satisfactory	0	0.00%



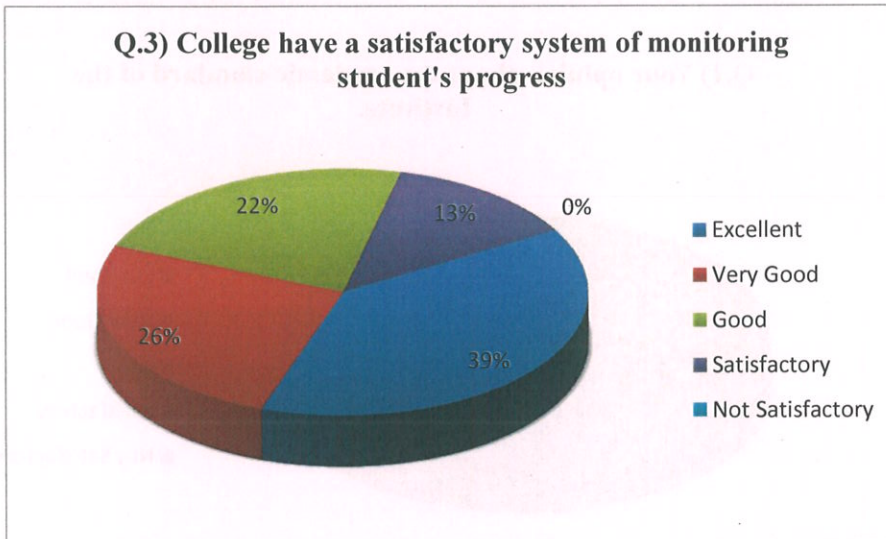
Q.2) Assessment about the teaching/learning process in the Institute.

	Grade	No. of Parents	Percentage
Q.2)	Excellent	13	41.94%
	Very Good	8	25.81%
	Good	7	22.58%
	Satisfactory	3	9.68%
	Not Satisfactory	0	0.00%



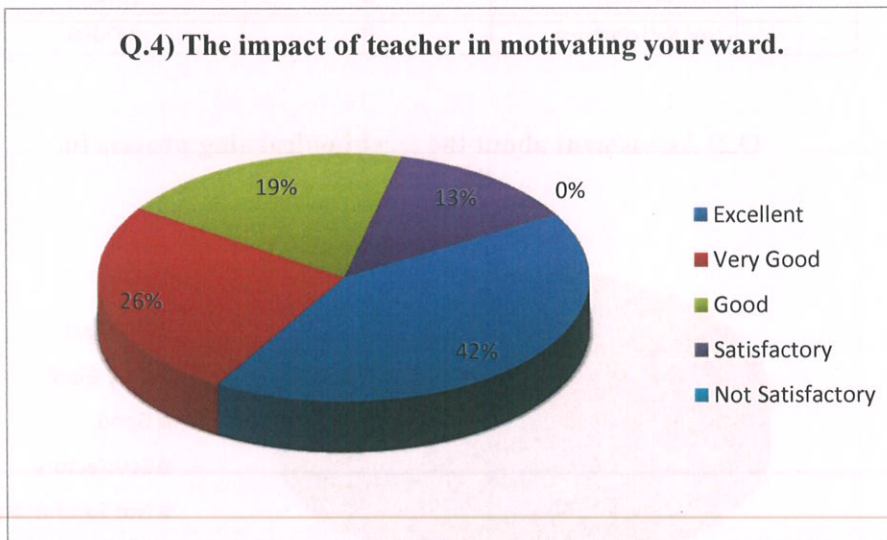
Q.3) College have a satisfactory system of monitoring student's progress.

	Grade	No. of Parents	Percentage
Q.3)	Excellent	12	38.71%
	Very Good	8	25.81%
	Good	7	22.58%
	Satisfactory	4	12.90%
	Not Satisfactory	0	0.00%



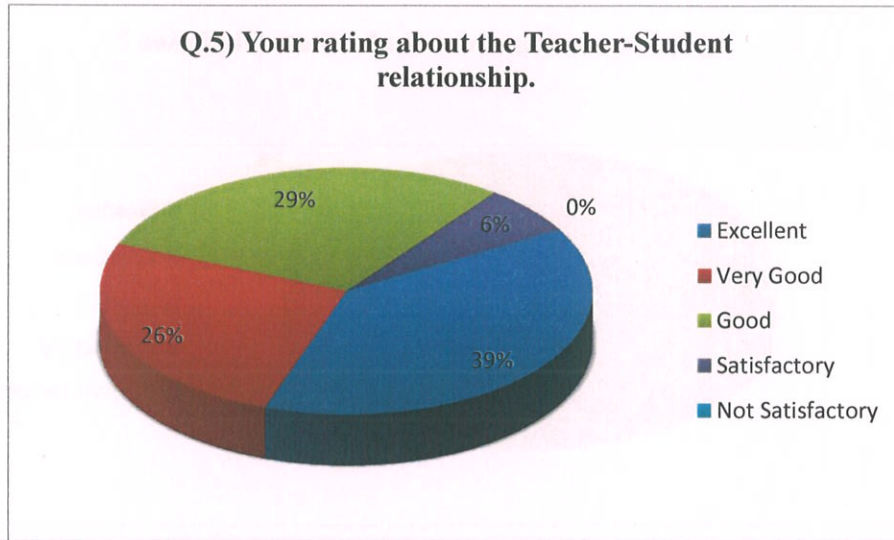
Q.4) The impact of teacher in motivating your ward.

	Grade	No. of Parents	Percentage
Q.4)	Excellent	13	41.94%
	Very Good	8	25.81%
	Good	6	19.35%
	Satisfactory	4	12.90%
	Not Satisfactory	0	0.00%



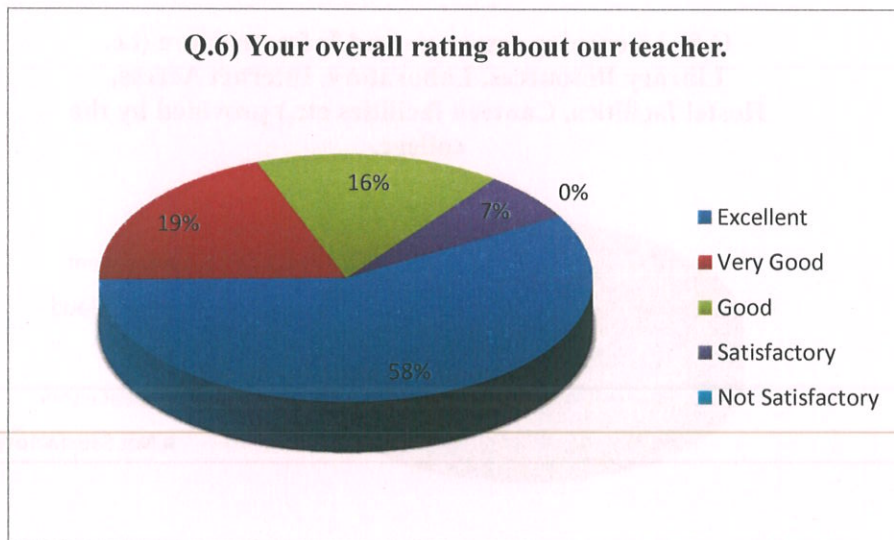
Q.5) Your rating about the Teacher-Student relationship.

	Grade	No. of Parents	Percentage
Q.5)	Excellent	12	38.71%
	Very Good	8	25.81%
	Good	9	29.03%
	Satisfactory	2	6.45%
	Not Satisfactory	0	0.00%



Q.6) Your overall rating about our teacher.

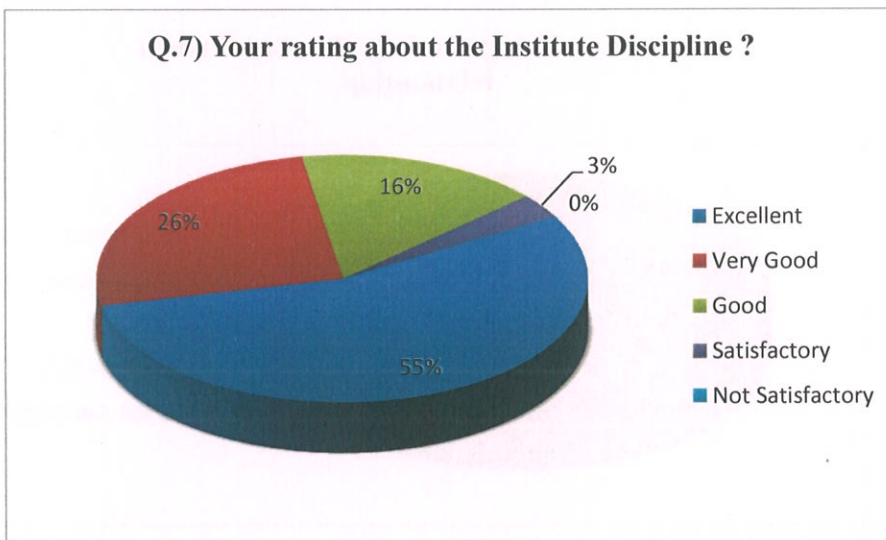
	Grade	No. of Parents	Percentage
Q.6)	Excellent	18	58.06%
	Very Good	6	19.35%
	Good	5	16.13%
	Satisfactory	2	6.45%
	Not Satisfactory	0	0.00%



(Handwritten signature)

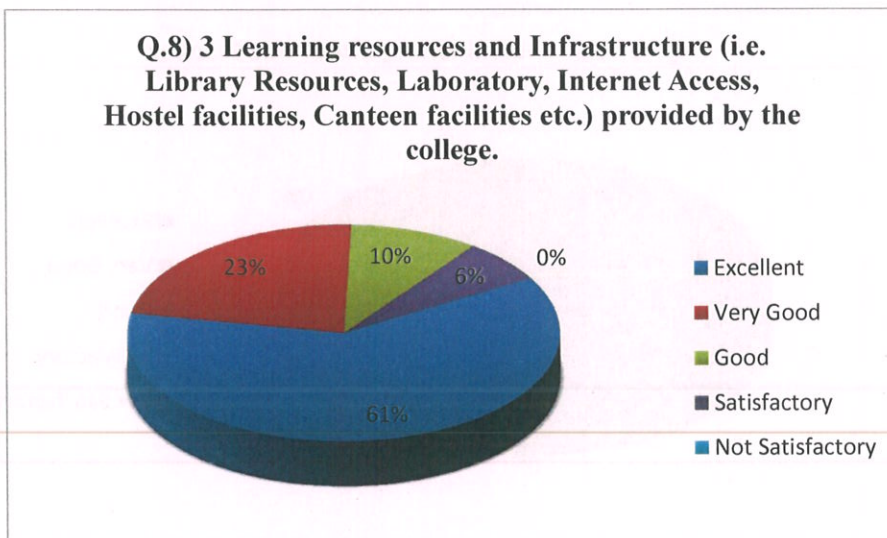
Q.7) Your rating about the Institute Discipline?

	Grade	No. of Parents	Percentage
Q.7)	Excellent	17	54.84%
	Very Good	8	25.81%
	Good	5	16.13%
	Satisfactory	1	3.23%
	Not Satisfactory	0	0.00%



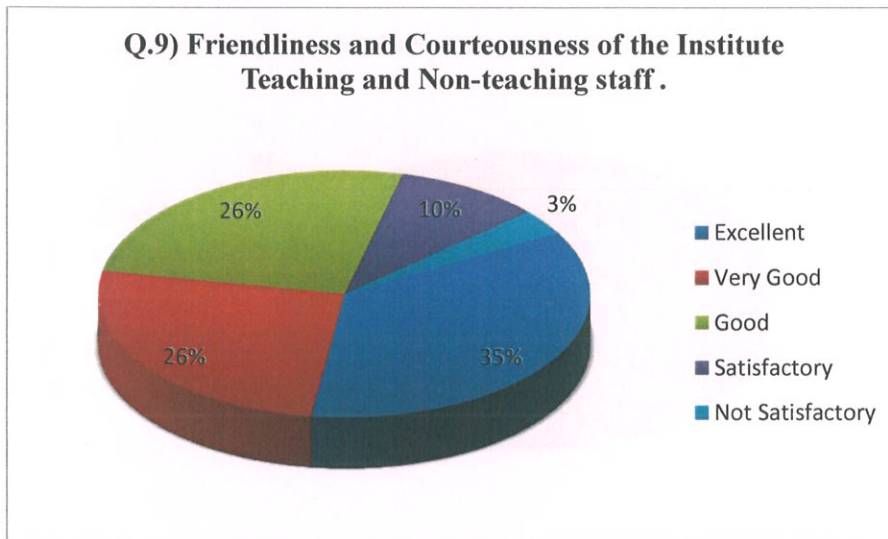
Q.8) 3 Learning resources and Infrastructure (i.e. Library Resources, Laboratory, Internet Access, Hostel facilities, Canteen facilities etc.) provided by the college.

	Grade	No. of Parents	Percentage
Q.8)	Excellent	19	61.29%
	Very Good	7	22.58%
	Good	3	9.68%
	Satisfactory	2	6.45%
	Not Satisfactory	0	0.00%



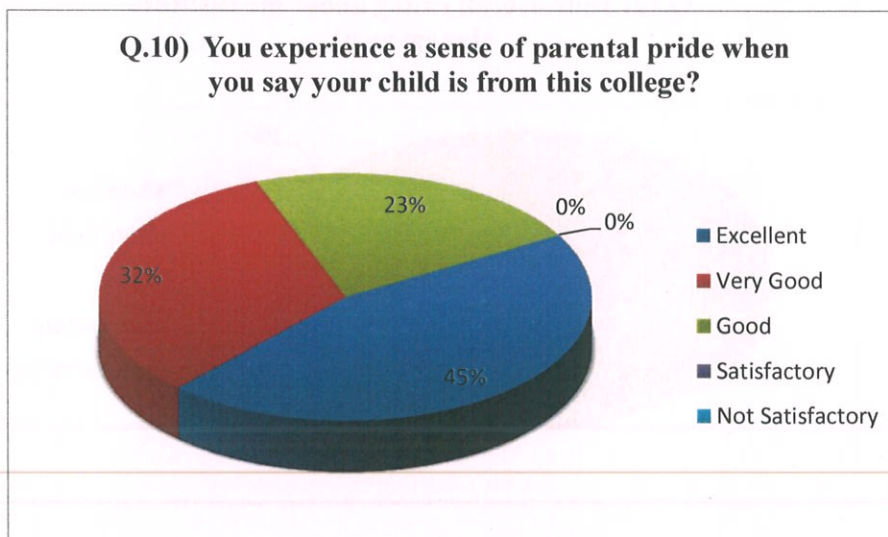
Q.9) Friendliness and Courteousness of the Institute Teaching and Non-teaching staff.

	Grade	No. of Parents	Percentage
Q.9)	Excellent	11	35.48%
	Very Good	8	25.81%
	Good	8	25.81%
	Satisfactory	3	9.68%
	Not Satisfactory	1	3.23%



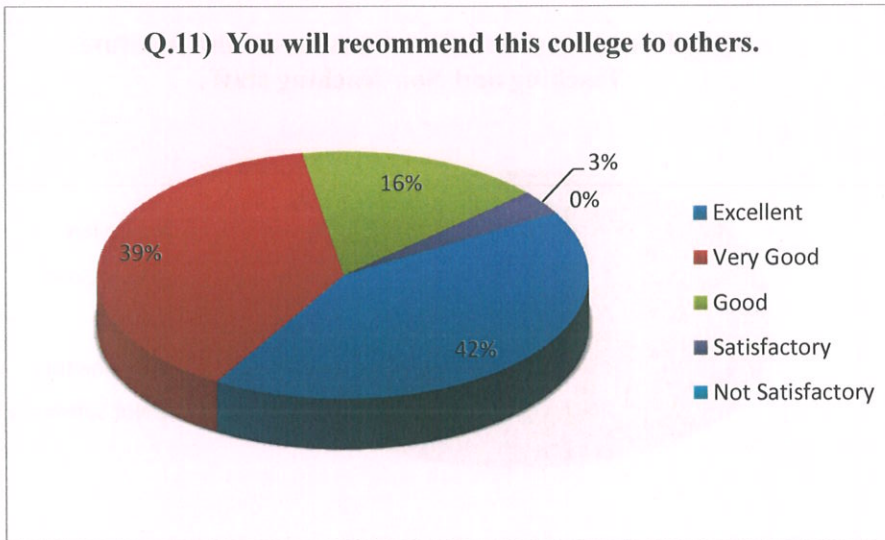
Q.10) You experience a sense of parental pride when you say your child is from this college?

	Grade	No. of Parents	Percentage
Q.10)	Excellent	14	45.16%
	Very Good	10	32.26%
	Good	7	22.58%
	Satisfactory	0	0.00%
	Not Satisfactory	0	0.00%



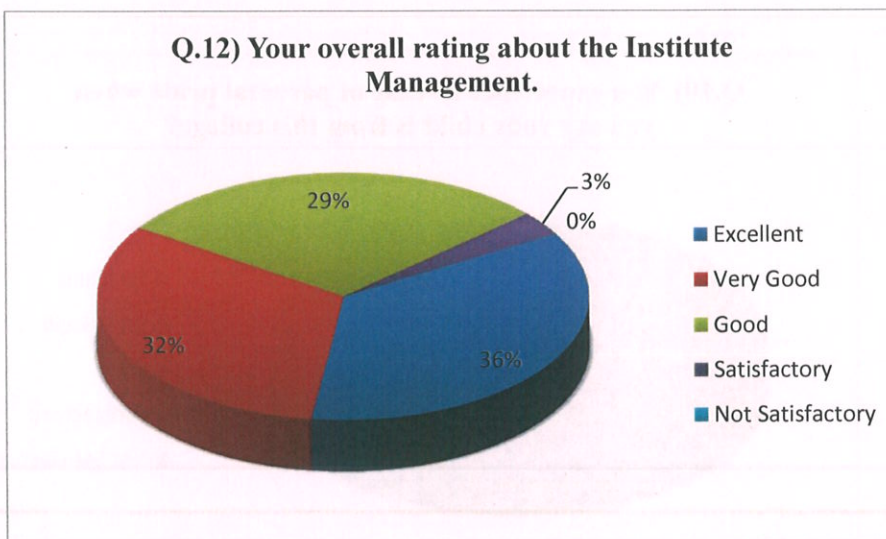
Q.11) You will recommend this college to others.

	Grade	No. of Parents	Percentage
Q.11)	Excellent	13	41.94%
	Very Good	12	38.71%
	Good	5	16.13%
	Satisfactory	1	3.23%
	Not Satisfactory	0	0.00%



Q.12) Your overall rating about the Institute Management.

	Grade	No. of Parents	Percentage
Q.12)	Excellent	11	35.48%
	Very Good	10	32.26%
	Good	9	29.03%
	Satisfactory	1	3.23%
	Not Satisfactory	0	0.00%

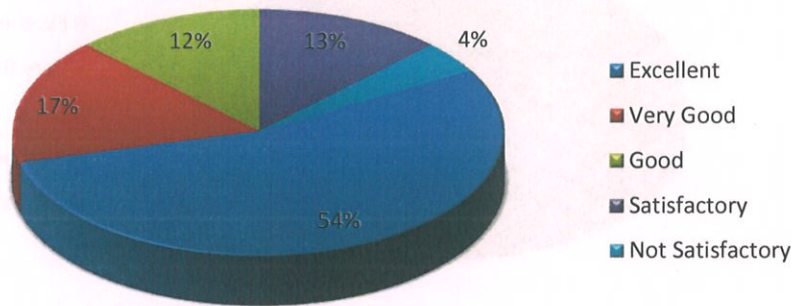


NAME OF THE DEPARTMENT: PSYCHOLOGY

Q.1) Your opinion about the academic standard of the Institute.

	Grade	No. of Parents	Percentage
Q.1)	Excellent	13	54.17%
	Very Good	4	16.67%
	Good	3	12.50%
	Satisfactory	3	12.50%
	Not Satisfactory	1	4.17%

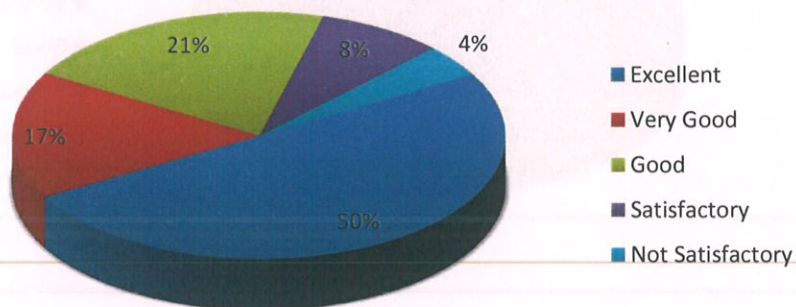
Q.1) Your opinion about the academic standard of the Institute.



Q.2) Assessment about the teaching/learning process in the Institute.

	Grade	No. of Parents	Percentage
Q.2)	Excellent	12	50.00%
	Very Good	4	16.67%
	Good	5	20.83%
	Satisfactory	2	8.33%
	Not Satisfactory	1	4.17%

Q.2) Assessment about the teaching/learning process in the Institute.

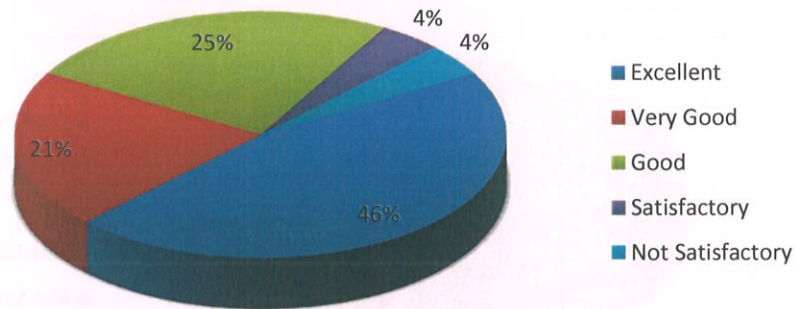


(Handwritten signature)

Q.3) College have a satisfactory system of monitoring student's progress.

	Grade	No. of Parents	Percentage
Q.3)	Excellent	11	45.83%
	Very Good	5	20.83%
	Good	6	25.00%
	Satisfactory	1	4.17%
	Not Satisfactory	1	4.17%

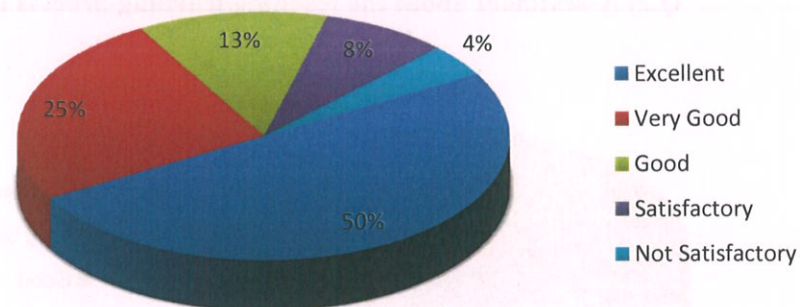
Q.3) College have a satisfactory system of monitoring student's progress



Q.4) The impact of teacher in motivating your ward.

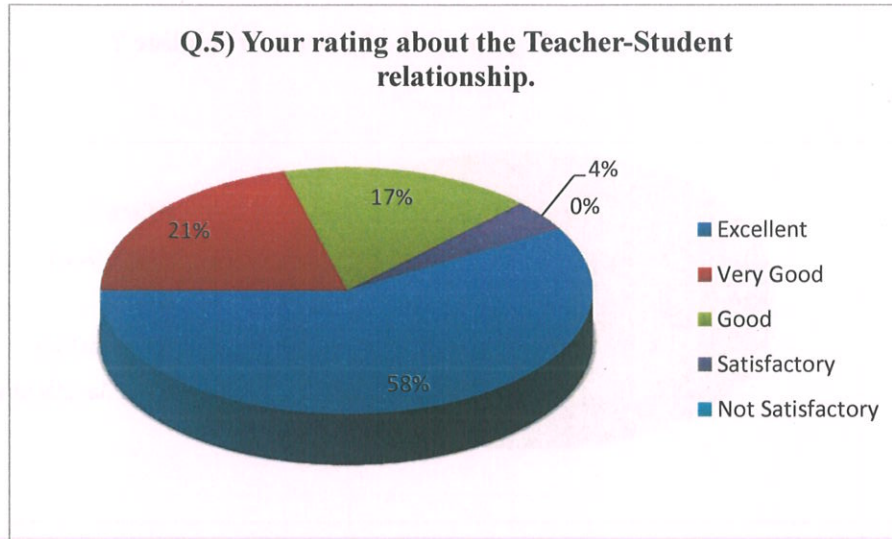
	Grade	No. of Parents	Percentage
Q.4)	Excellent	12	50.00%
	Very Good	6	25.00%
	Good	3	12.50%
	Satisfactory	2	8.33%
	Not Satisfactory	1	4.17%

Q.4) The impact of teacher in motivating your ward.



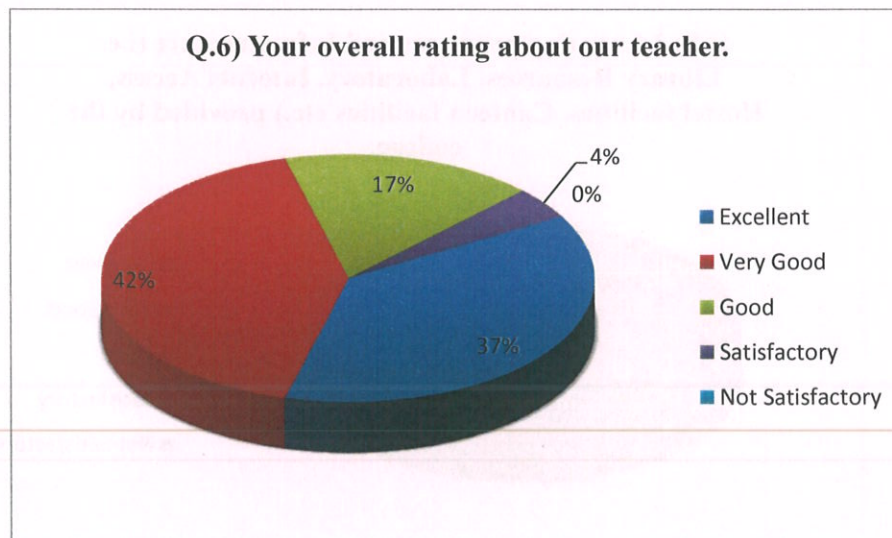
Q.5) Your rating about the Teacher-Student relationship.

	Grade	No. of Parents	Percentage
Q.5)	Excellent	14	58.33%
	Very Good	5	20.83%
	Good	4	16.67%
	Satisfactory	1	4.17%
	Not Satisfactory	0	0.00%



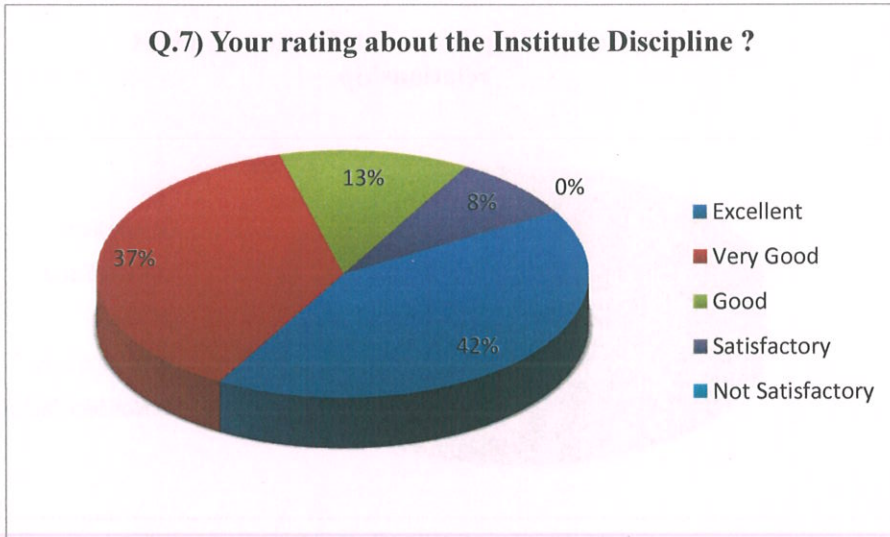
Q.6) Your overall rating about our teacher.

	Grade	No. of Parents	Percentage
Q.6)	Excellent	9	37.50%
	Very Good	10	41.67%
	Good	4	16.67%
	Satisfactory	1	4.17%
	Not Satisfactory	0	0.00%



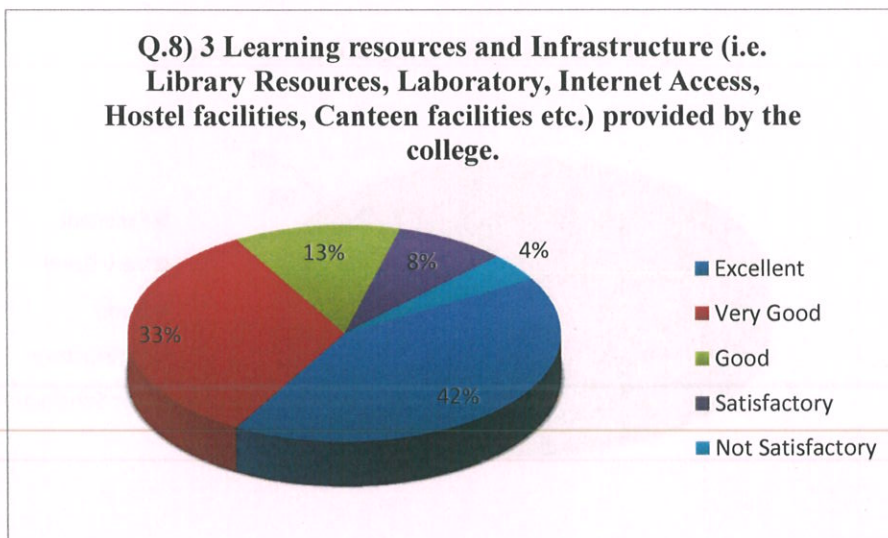
Q.7) Your rating about the Institute Discipline?

	Grade	No. of Parents	Percentage
Q.7)	Excellent	10	41.67%
	Very Good	9	37.50%
	Good	3	12.50%
	Satisfactory	2	8.33%
	Not Satisfactory	0	0.00%



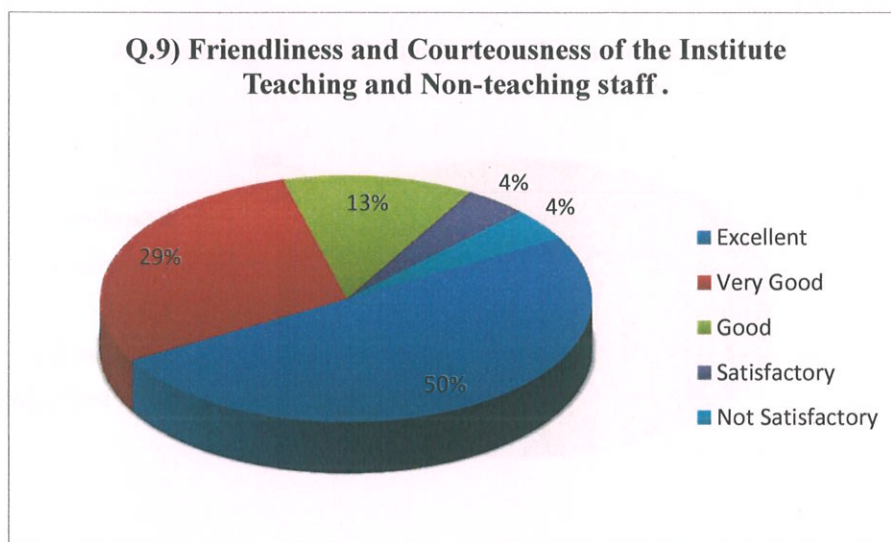
Q.8) 3 Learning resources and Infrastructure (i.e. Library Resources, Laboratory, Internet Access, Hostel facilities, Canteen facilities etc.) provided by the college.

	Grade	No. of Parents	Percentage
Q.8)	Excellent	10	41.67%
	Very Good	8	33.33%
	Good	3	12.50%
	Satisfactory	2	8.33%
	Not Satisfactory	1	4.17%



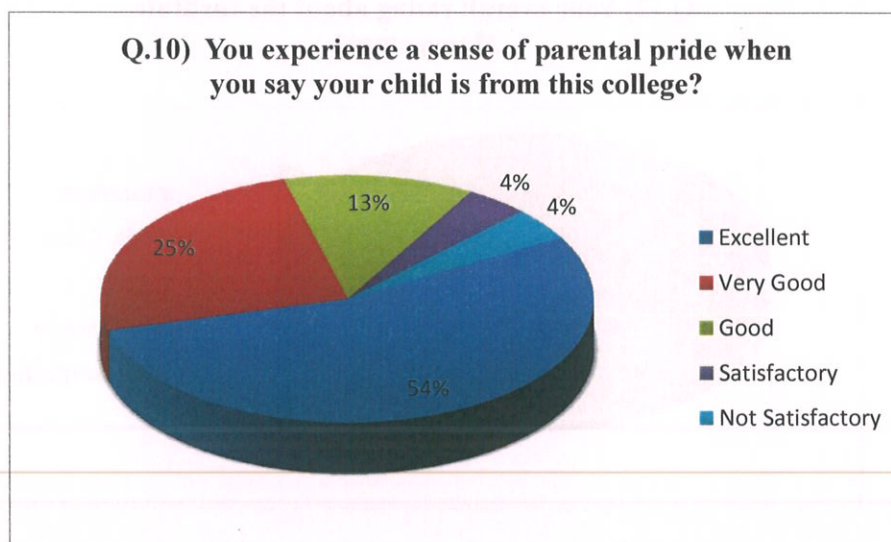
Q.9) Friendliness and Courteousness of the Institute Teaching and Non-teaching staff.

	Grade	No. of Parents	Percentage
Q.9)	Excellent	12	50.00%
	Very Good	7	29.17%
	Good	3	12.50%
	Satisfactory	1	4.17%
	Not Satisfactory	1	4.17%



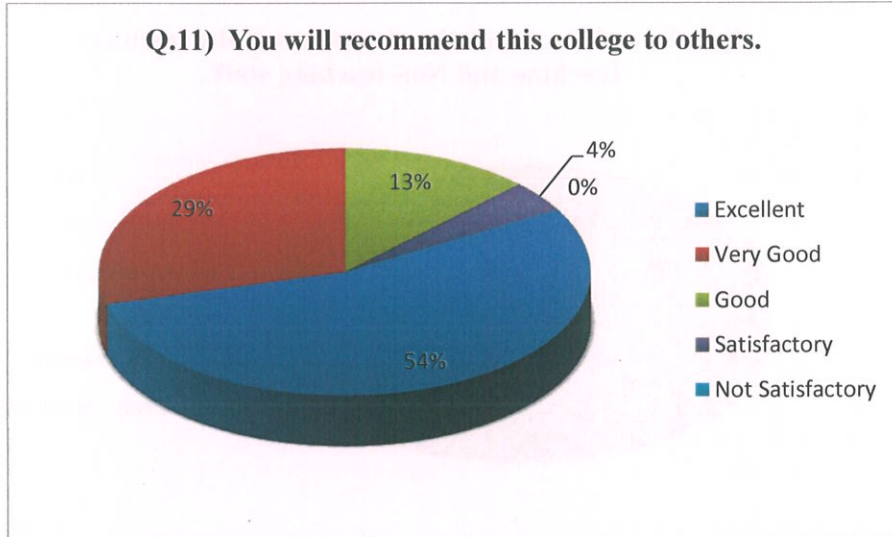
Q.10) You experience a sense of parental pride when you say your child is from this college?

	Grade	No. of Parents	Percentage
Q.10)	Excellent	13	54.17%
	Very Good	6	25.00%
	Good	3	12.50%
	Satisfactory	1	4.17%
	Not Satisfactory	1	4.17%



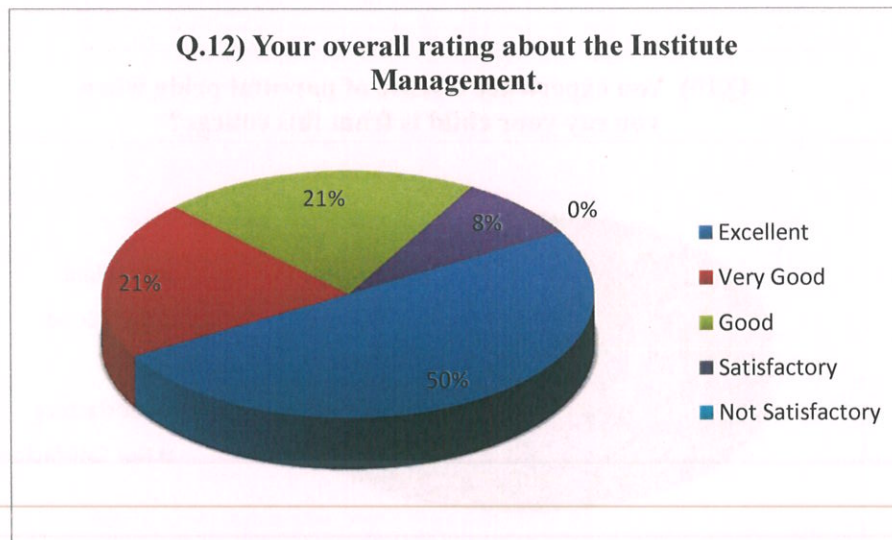
Q.11) You will recommend this college to others.

	Grade	No. of Parents	Percentage
Q.11)	Excellent	13	54.17%
	Very Good	7	29.17%
	Good	3	12.50%
	Satisfactory	1	4.17%
	Not Satisfactory	0	0.00%



Q.12) Your overall rating about the Institute Management.

	Grade	No. of Parents	Percentage
Q.12)	Excellent	12	50.00%
	Very Good	5	20.83%
	Good	5	20.83%
	Satisfactory	2	8.33%
	Not Satisfactory	0	0.00%

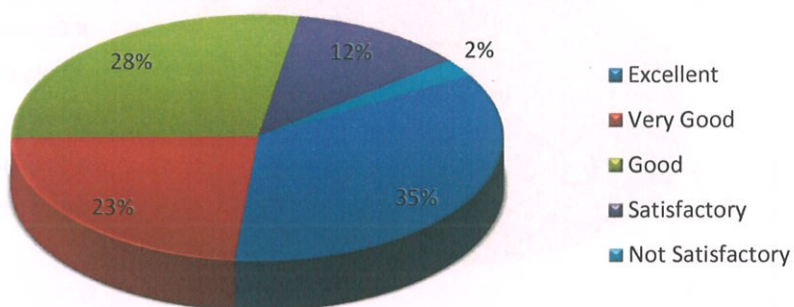


NAME OF THE DEPARTMENT: SOCIOLOGY

Q.1) Your opinion about the academic standard of the Institute.

	Grade	No. of Parents	Percentage
Q.1)	Excellent	15	34.88%
	Very Good	10	23.26%
	Good	12	27.91%
	Satisfactory	5	11.63%
	Not Satisfactory	1	2.33%

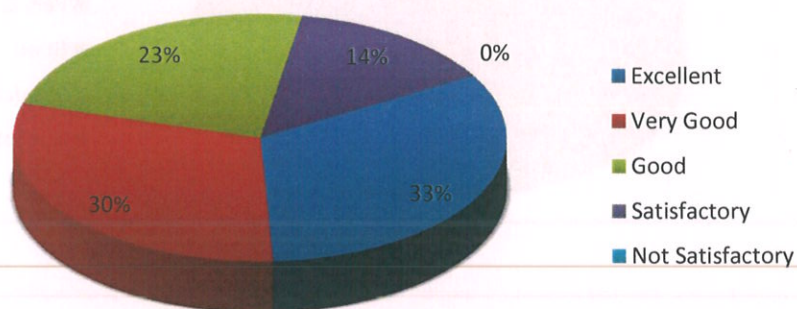
Q.1) Your opinion about the academic standard of the Institute.



Q.2) Assessment about the teaching/learning process in the Institute.

	Grade	No. of Parents	Percentage
Q.2)	Excellent	14	32.56%
	Very Good	13	30.23%
	Good	10	23.26%
	Satisfactory	6	13.95%
	Not Satisfactory	0	0.00%

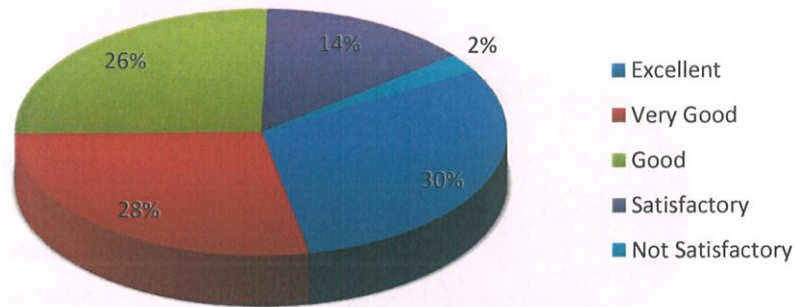
Q.2) Assessment about the teaching/learning process in the Institute.



Q.3) College have a satisfactory system of monitoring student's progress.

	Grade	No. of Parents	Percentage
Q.3)	Excellent	13	30.23%
	Very Good	12	27.91%
	Good	11	25.58%
	Satisfactory	6	13.95%
	Not Satisfactory	1	2.33%

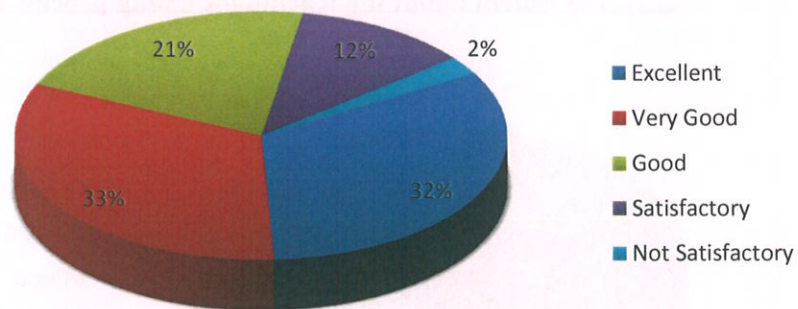
Q.3) College have a satisfactory system of monitoring student's progress



Q.4) The impact of teacher in motivating your ward.

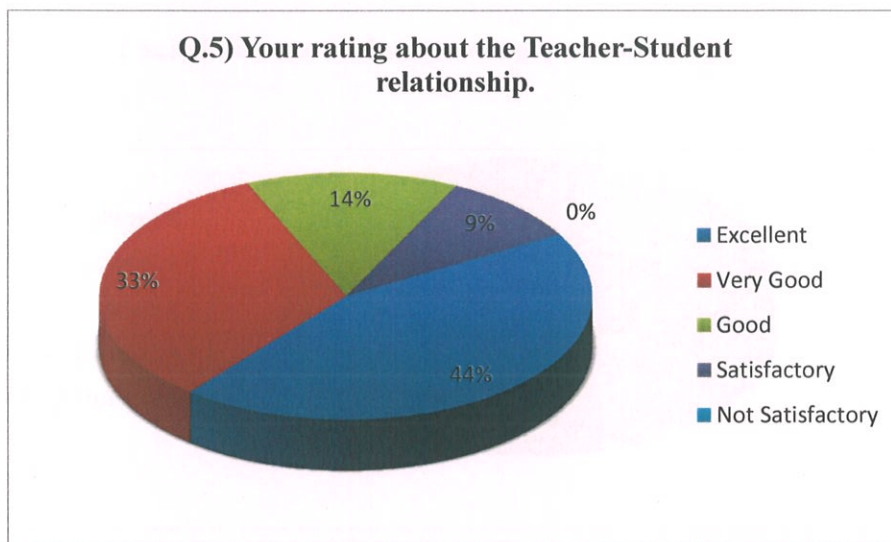
	Grade	No. of Parents	Percentage
Q.4)	Excellent	14	32.56%
	Very Good	14	32.56%
	Good	9	20.93%
	Satisfactory	5	11.63%
	Not Satisfactory	1	2.33%

Q.4) The impact of teacher in motivating your ward.



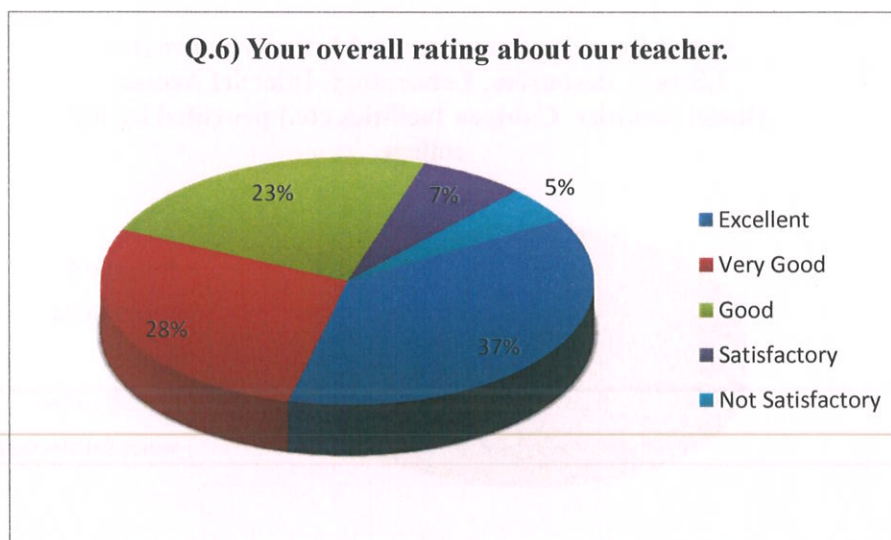
Q.5) Your rating about the Teacher-Student relationship.

	Grade	No. of Parents	Percentage
Q.5)	Excellent	19	44.19%
	Very Good	14	32.56%
	Good	6	13.95%
	Satisfactory	4	9.30%
	Not Satisfactory	0	0.00%



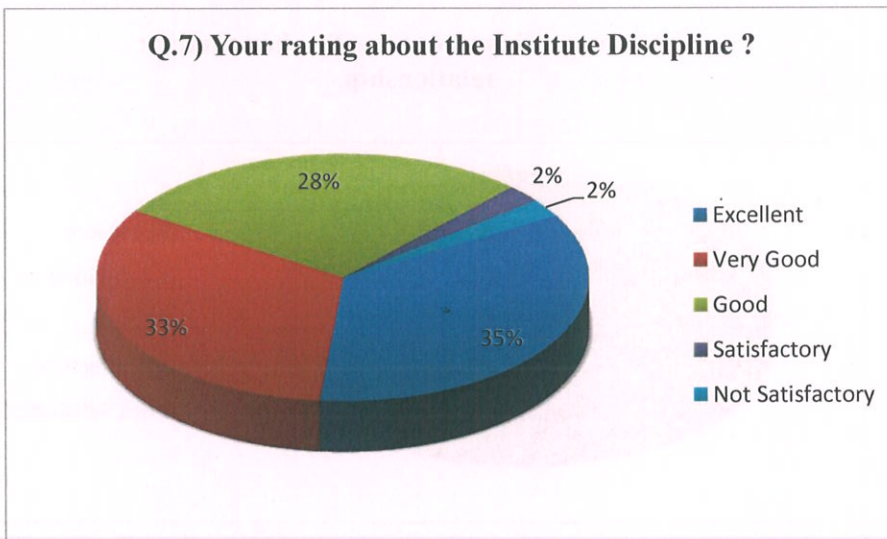
Q.6) Your overall rating about our teacher.

	Grade	No. of Parents	Percentage
Q.6)	Excellent	16	37.21%
	Very Good	12	27.91%
	Good	10	23.26%
	Satisfactory	3	6.98%
	Not Satisfactory	2	4.65%



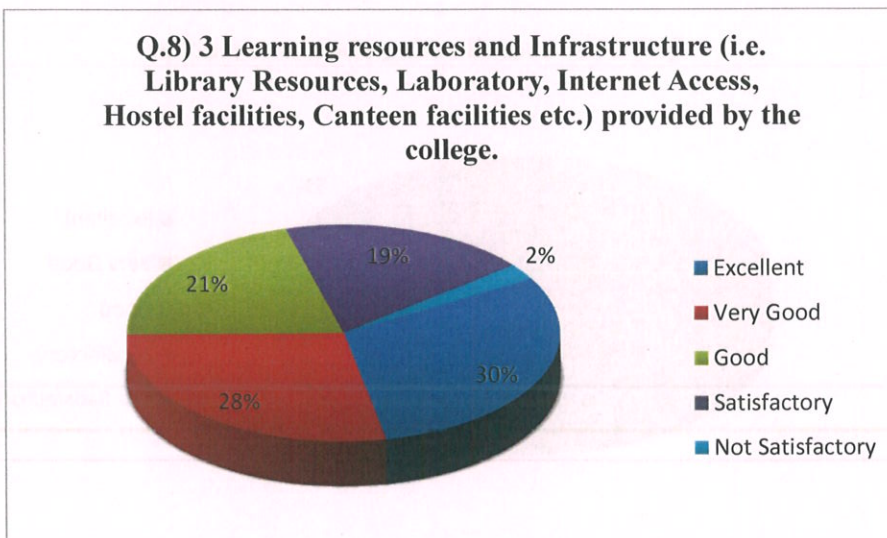
Q.7) Your rating about the Institute Discipline?

	Grade	No. of Parents	Percentage
Q.7)	Excellent	15	34.88%
	Very Good	14	32.56%
	Good	12	27.91%
	Satisfactory	1	2.33%
	Not Satisfactory	1	2.33%



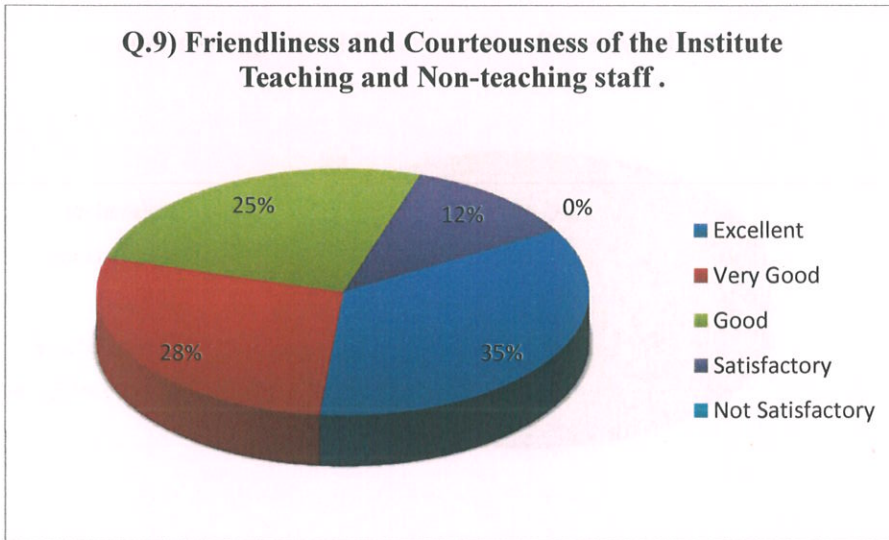
Q.8) 3 Learning resources and Infrastructure (i.e. Library Resources, Laboratory, Internet Access, Hostel facilities, Canteen facilities etc.) provided by the college.

	Grade	No. of Parents	Percentage
Q.8)	Excellent	13	30.23%
	Very Good	12	27.91%
	Good	9	20.93%
	Satisfactory	8	18.60%
	Not Satisfactory	1	2.33%



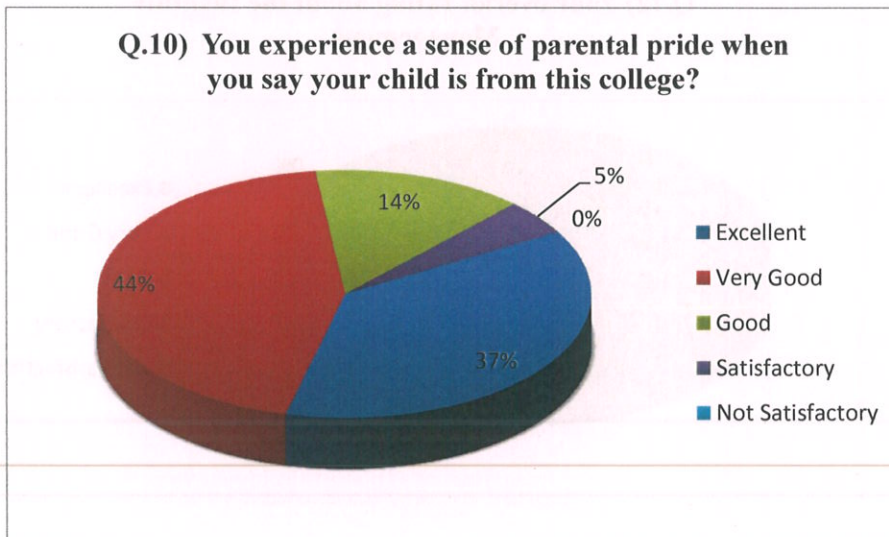
Q.9) Friendliness and Courteousness of the Institute Teaching and Non-teaching staff.

	Grade	No. of Parents	Percentage
Q.9)	Excellent	15	34.88%
	Very Good	12	27.91%
	Good	11	25.58%
	Satisfactory	5	11.63%
	Not Satisfactory	0	0.00%



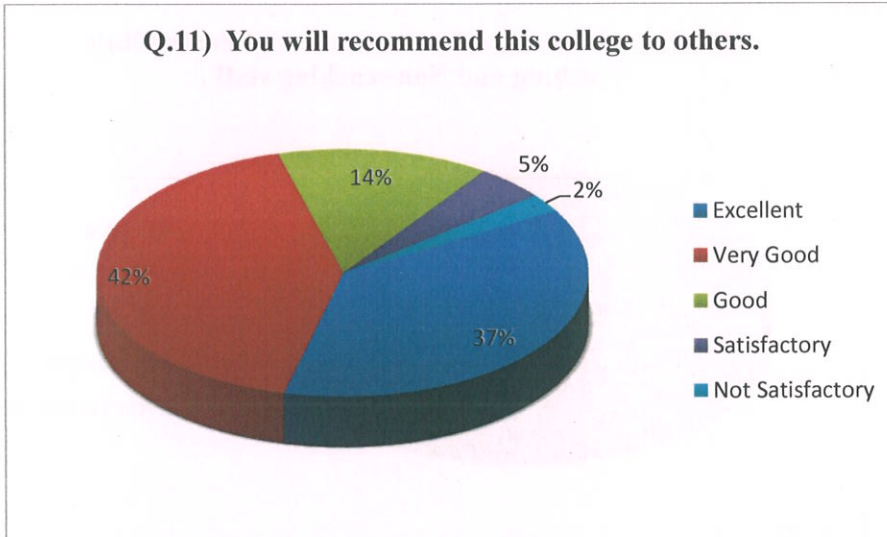
Q.10) You experience a sense of parental pride when you say your child is from this college?

	Grade	No. of Parents	Percentage
Q.10)	Excellent	16	37.21%
	Very Good	19	44.19%
	Good	6	13.95%
	Satisfactory	2	4.65%
	Not Satisfactory	0	0.00%



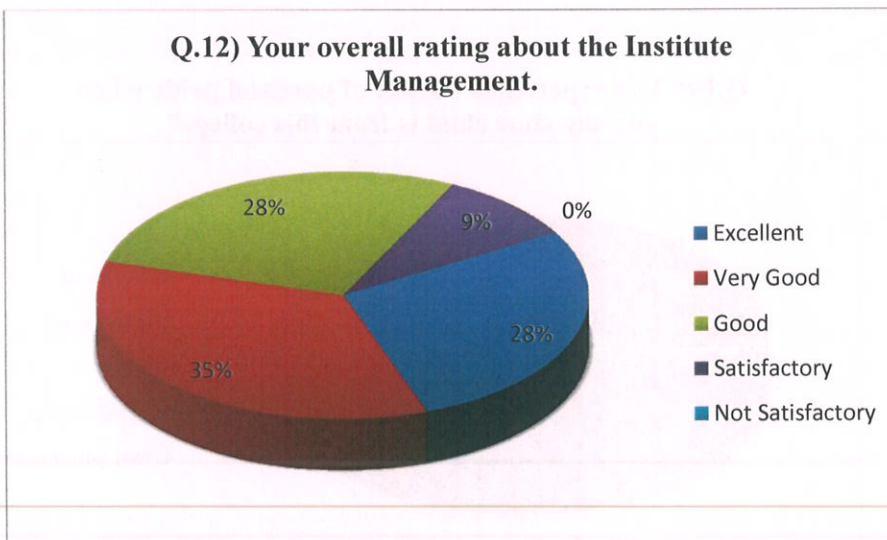
Q.11) You will recommend this college to others.

	Grade	No. of Parents	Percentage
Q.11)	Excellent	16	37.21%
	Very Good	18	41.86%
	Good	6	13.95%
	Satisfactory	2	4.65%
	Not Satisfactory	1	2.33%



Q.12) Your overall rating about the Institute Management.

	Grade	No. of Parents	Percentage
Q.12)	Excellent	12	27.91%
	Very Good	15	34.88%
	Good	12	27.91%
	Satisfactory	4	9.30%
	Not Satisfactory	0	0.00%

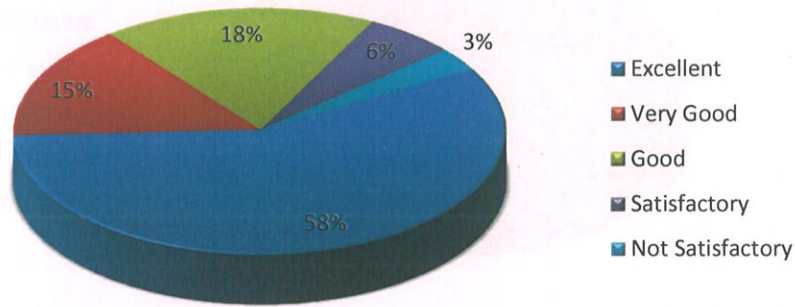


NAME OF THE DEPARTMENT: STATISTICS

Q.1) Your opinion about the academic standard of the Institute.

	Grade	No. of Parents	Percentage
Q.1)	Excellent	19	57.58%
	Very Good	5	15.15%
	Good	6	18.18%
	Satisfactory	2	6.06%
	Not Satisfactory	1	3.03%

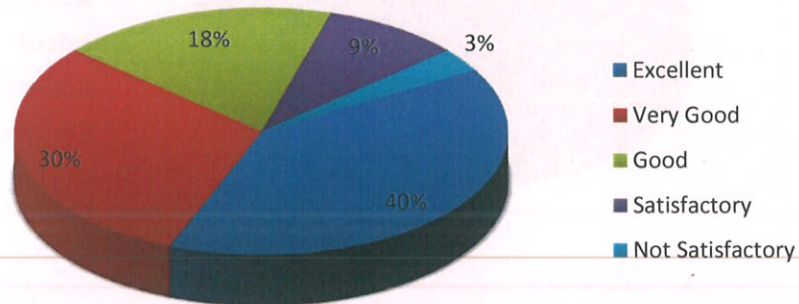
Q.1) Your opinion about the academic standard of the Institute.



Q.2) Assessment about the teaching/learning process in the Institute.

	Grade	No. of Parents	Percentage
Q.2)	Excellent	13	39.39%
	Very Good	10	30.30%
	Good	6	18.18%
	Satisfactory	3	9.09%
	Not Satisfactory	1	3.03%

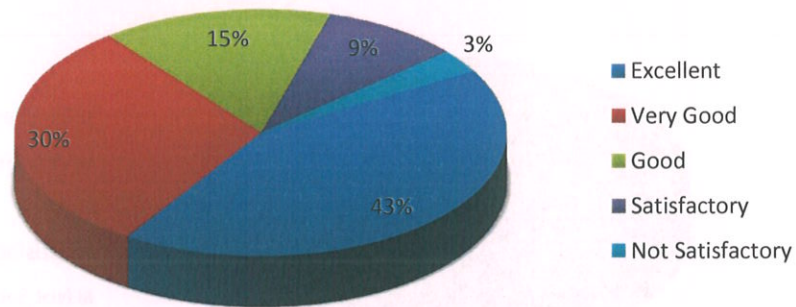
Q.2) Assessment about the teaching/learning process in the Institute.



Q.3) College have a satisfactory system of monitoring student's progress.

	Grade	No. of Parents	Percentage
Q.3)	Excellent	14	42.42%
	Very Good	10	30.30%
	Good	5	15.15%
	Satisfactory	3	9.09%
	Not Satisfactory	1	3.03%

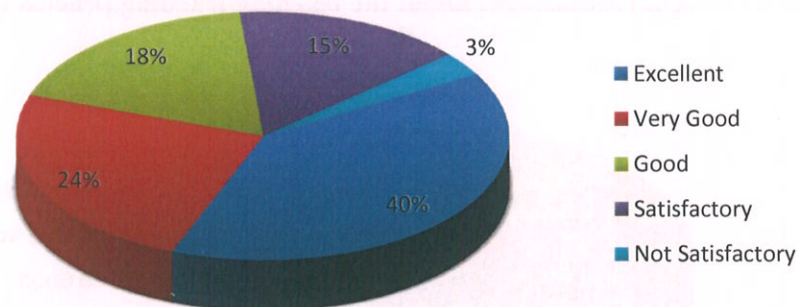
Q.3) College have a satisfactory system of monitoring student's progress



Q.4) The impact of teacher in motivating your ward.

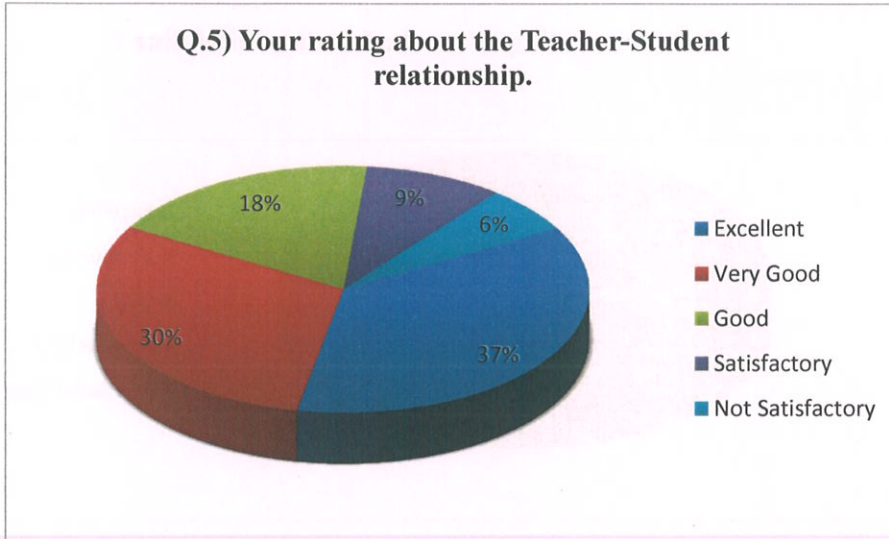
	Grade	No. of Parents	Percentage
Q.4)	Excellent	13	39.39%
	Very Good	8	24.24%
	Good	6	18.18%
	Satisfactory	5	15.15%
	Not Satisfactory	1	3.03%

Q.4) The impact of teacher in motivating your ward.



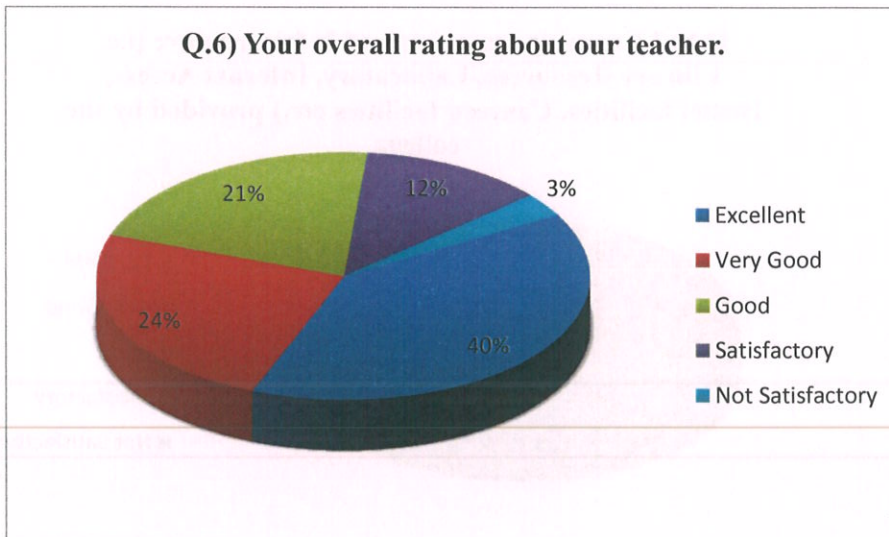
Q.5) Your rating about the Teacher-Student relationship.

	Grade	No. of Parents	Percentage
Q.5)	Excellent	12	36.36%
	Very Good	10	30.30%
	Good	6	18.18%
	Satisfactory	3	9.09%
	Not Satisfactory	2	6.06%



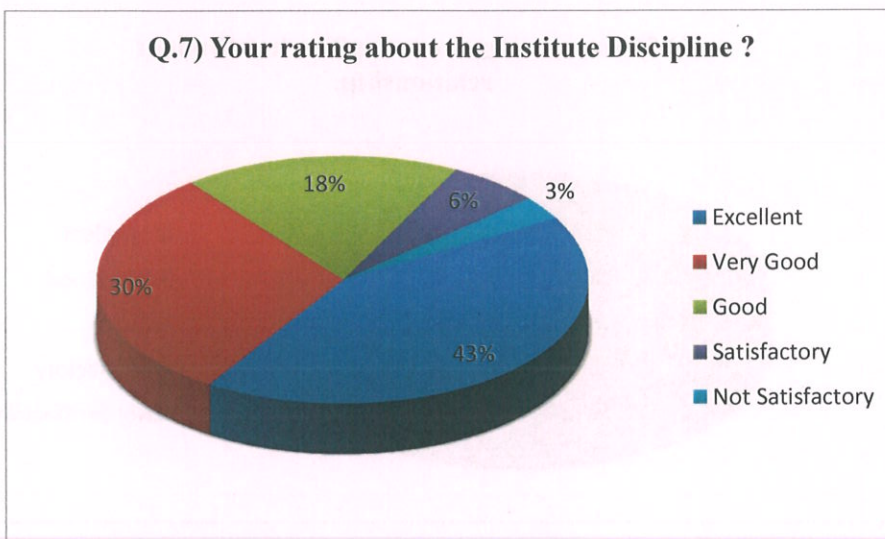
Q.6) Your overall rating about our teacher.

	Grade	No. of Parents	Percentage
Q.6)	Excellent	13	39.39%
	Very Good	8	24.24%
	Good	7	21.21%
	Satisfactory	4	12.12%
	Not Satisfactory	1	3.03%



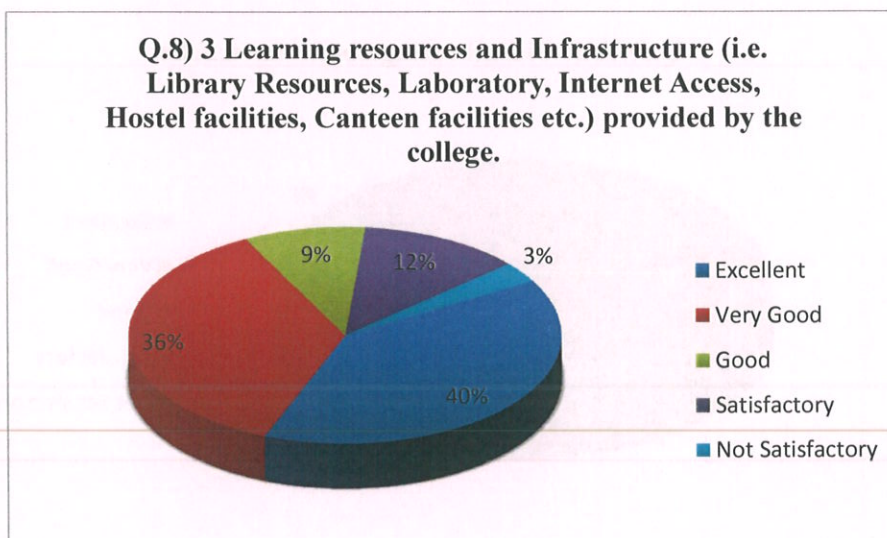
Q.7) Your rating about the Institute Discipline?

	Grade	No. of Parents	Percentage
Q.7)	Excellent	14	42.42%
	Very Good	10	30.30%
	Good	6	18.18%
	Satisfactory	2	6.06%
	Not Satisfactory	1	3.03%



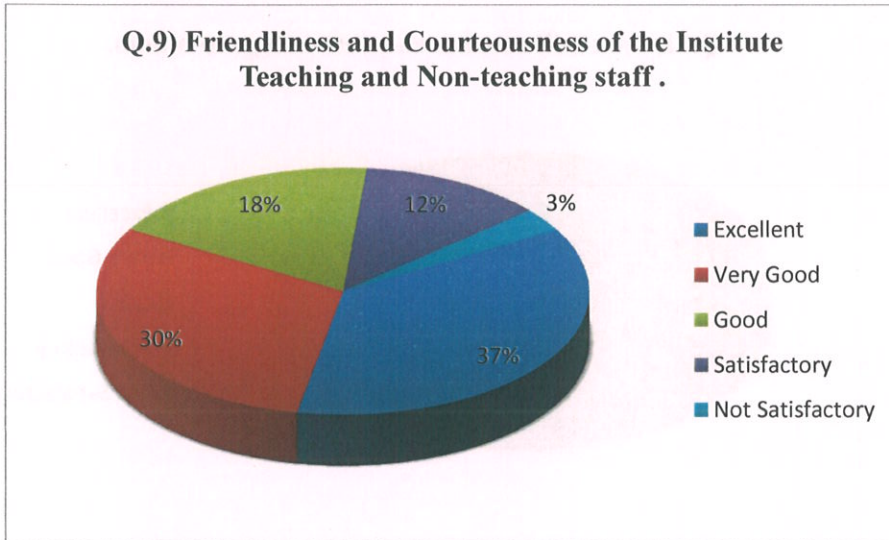
Q.8) 3 Learning resources and Infrastructure (i.e. Library Resources, Laboratory, Internet Access, Hostel facilities, Canteen facilities etc.) provided by the college.

	Grade	No. of Parents	Percentage
Q.8)	Excellent	13	39.39%
	Very Good	12	36.36%
	Good	3	9.09%
	Satisfactory	4	12.12%
	Not Satisfactory	1	3.03%



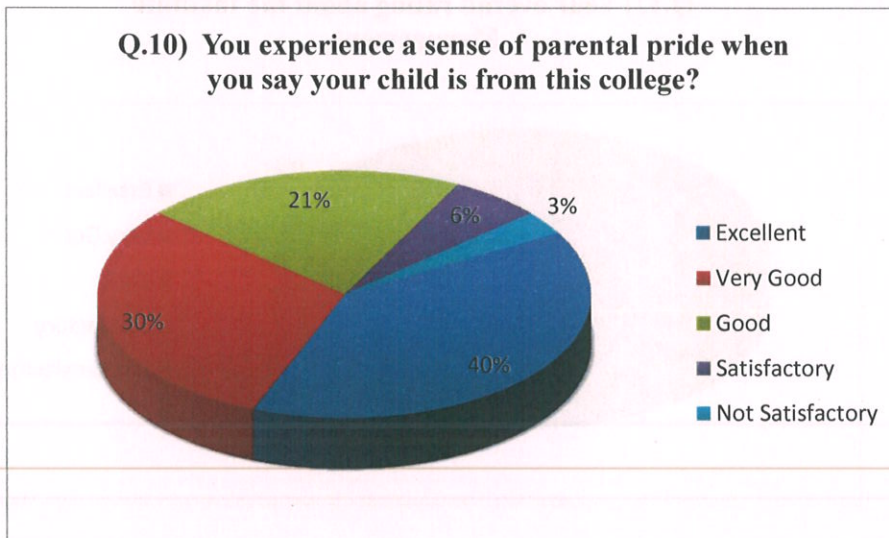
Q.9) Friendliness and Courteousness of the Institute Teaching and Non-teaching staff.

	Grade	No. of Parents	Percentage
Q.9)	Excellent	12	36.36%
	Very Good	10	30.30%
	Good	6	18.18%
	Satisfactory	4	12.12%
	Not Satisfactory	1	3.03%



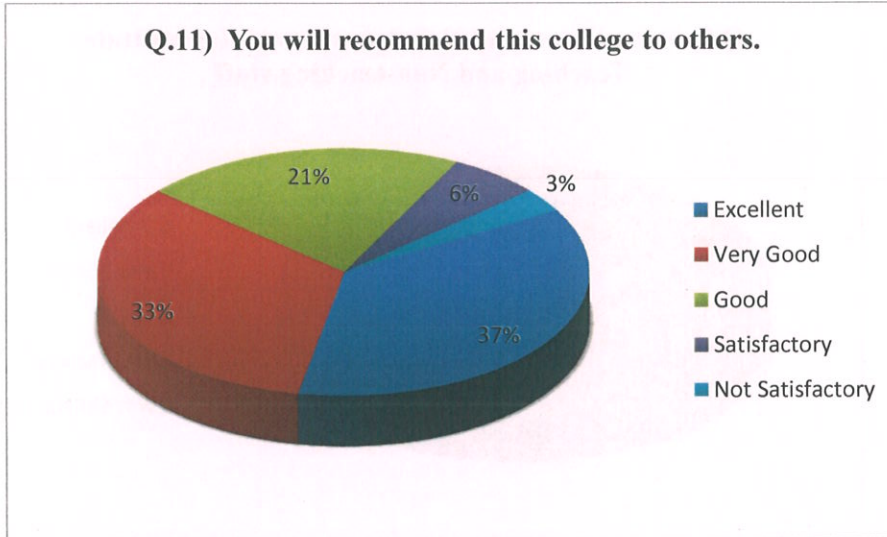
Q.10) You experience a sense of parental pride when you say your child is from this college?

	Grade	No. of Parents	Percentage
Q.10)	Excellent	13	39.39%
	Very Good	10	30.30%
	Good	7	21.21%
	Satisfactory	2	6.06%
	Not Satisfactory	1	3.03%



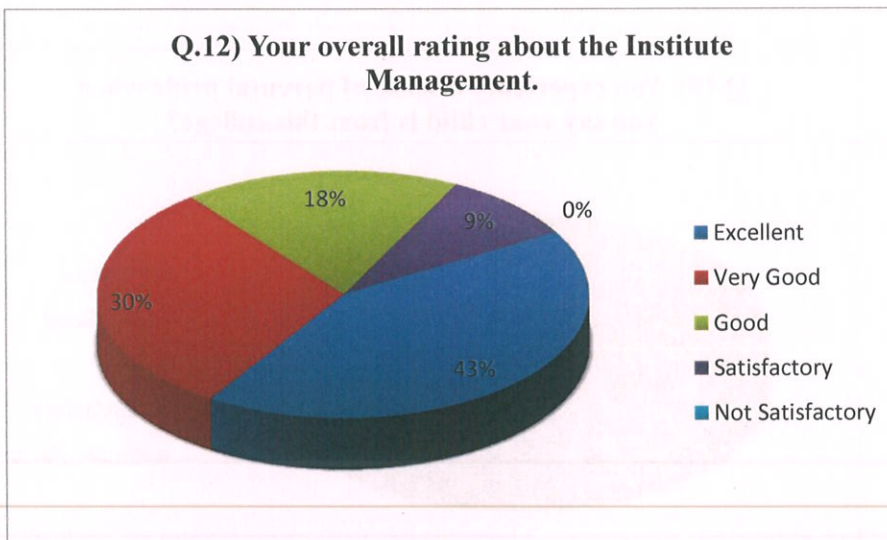
Q.11) You will recommend this college to others.

	Grade	No. of Parents	Percentage
Q.11)	Excellent	12	36.36%
	Very Good	11	33.33%
	Good	7	21.21%
	Satisfactory	2	6.06%
	Not Satisfactory	1	3.03%



Q.12) Your overall rating about the Institute Management.

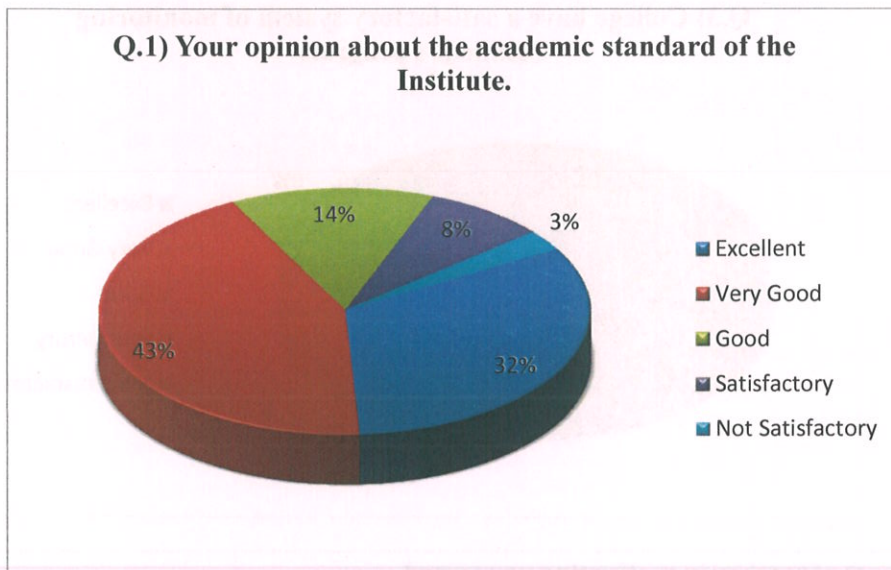
	Grade	No. of Parents	Percentage
Q.12)	Excellent	14	42.42%
	Very Good	10	30.30%
	Good	6	18.18%
	Satisfactory	3	9.09%
	Not Satisfactory	0	0.00%



NAME OF THE DEPARTMENT: ZOOLOGY

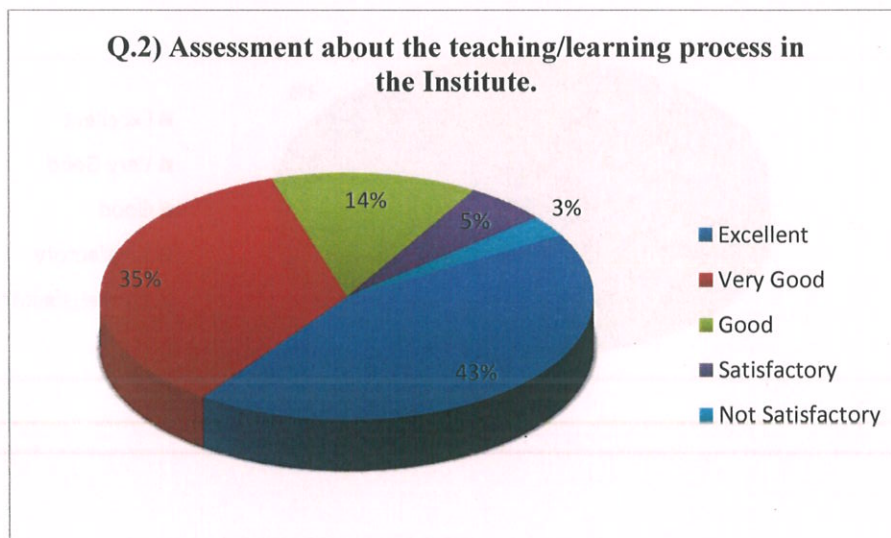
Q.1) Your opinion about the academic standard of the Institute.

	Grade	No. of Parents	Percentage
Q.1)	Excellent	12	32.43%
	Very Good	16	43.24%
	Good	5	13.51%
	Satisfactory	3	8.11%
	Not Satisfactory	1	2.70%



Q.2) Assessment about the teaching/learning process in the Institute.

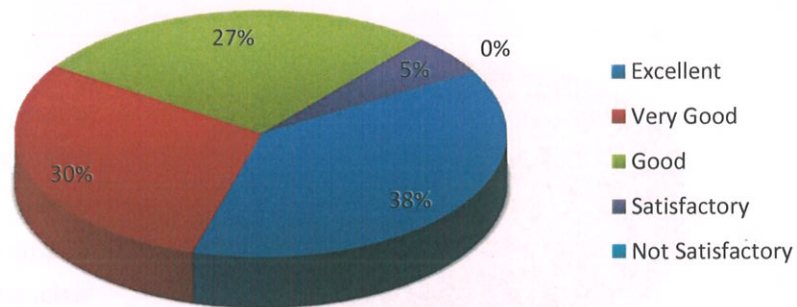
	Grade	No. of Parents	Percentage
Q.2)	Excellent	16	43.24%
	Very Good	13	35.14%
	Good	5	13.51%
	Satisfactory	2	5.41%
	Not Satisfactory	1	2.70%



Q.3) College have a satisfactory system of monitoring student's progress.

	Grade	No. of Parents	Percentage
Q.3)	Excellent	14	37.84%
	Very Good	11	29.73%
	Good	10	27.03%
	Satisfactory	2	5.41%
	Not Satisfactory	0	0.00%

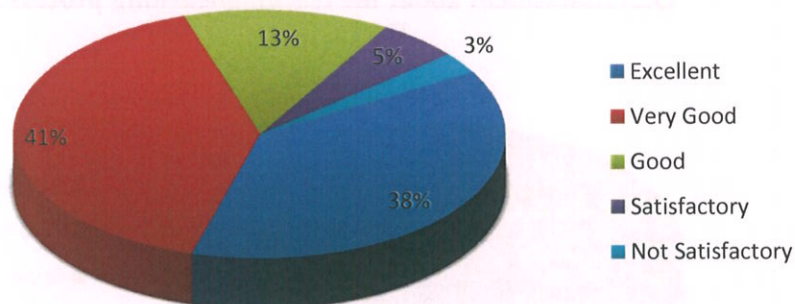
Q.3) College have a satisfactory system of monitoring student's progress



Q.4) The impact of teacher in motivating your ward.

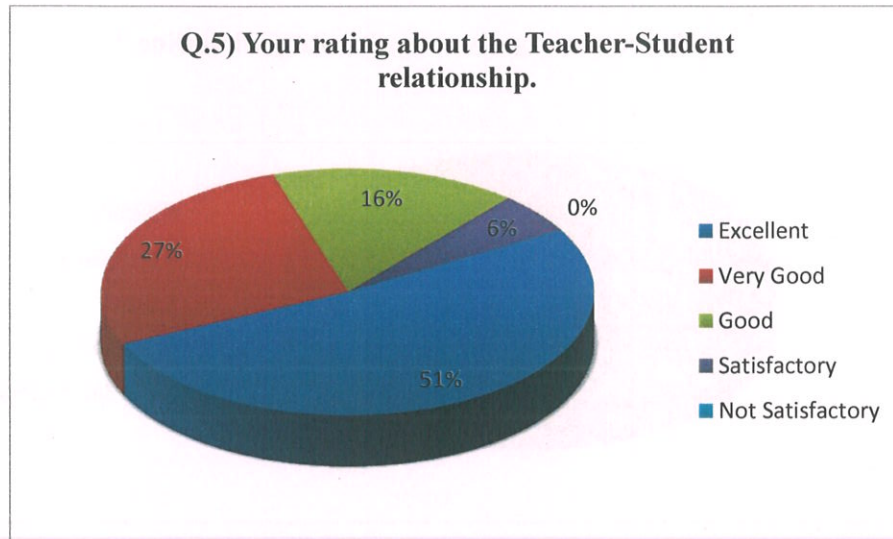
	Grade	No. of Parents	Percentage
Q.4)	Excellent	14	37.84%
	Very Good	15	40.54%
	Good	5	13.51%
	Satisfactory	2	5.41%
	Not Satisfactory	1	2.70%

Q.4) The impact of teacher in motivating your ward.



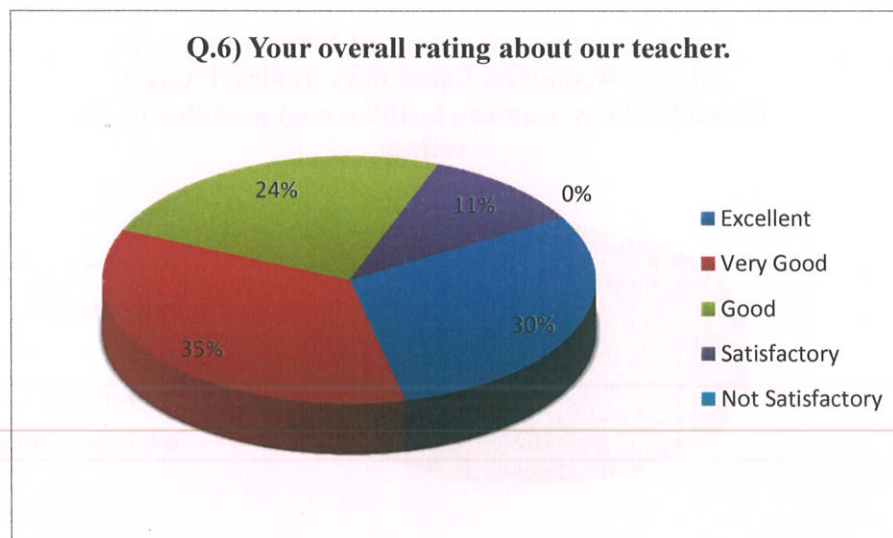
Q.5) Your rating about the Teacher-Student relationship.

	Grade	No. of Parents	Percentage
Q.5)	Excellent	19	51.35%
	Very Good	10	27.03%
	Good	6	16.22%
	Satisfactory	2	5.41%
	Not Satisfactory	0	0.00%



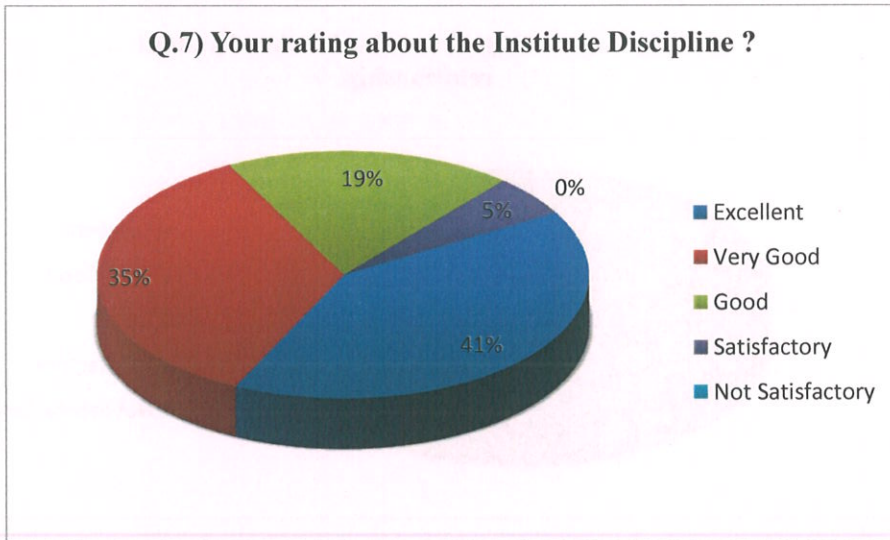
Q.6) Your overall rating about our teacher.

	Grade	No. of Parents	Percentage
Q.6)	Excellent	11	29.73%
	Very Good	13	35.14%
	Good	9	24.32%
	Satisfactory	4	10.81%
	Not Satisfactory	0	0.00%



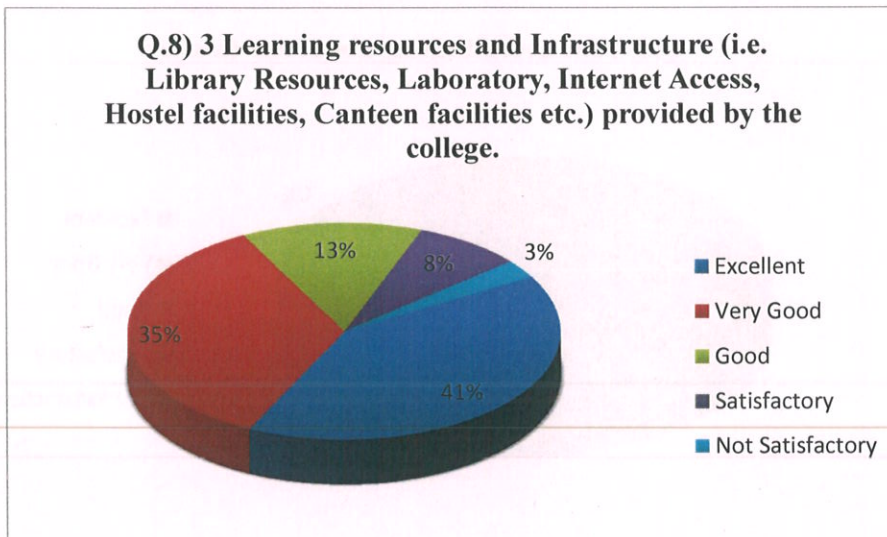
Q.7) Your rating about the Institute Discipline?

	Grade	No. of Parents	Percentage
Q.7)	Excellent	15	40.54%
	Very Good	13	35.14%
	Good	7	18.92%
	Satisfactory	2	5.41%
	Not Satisfactory	0	0.00%



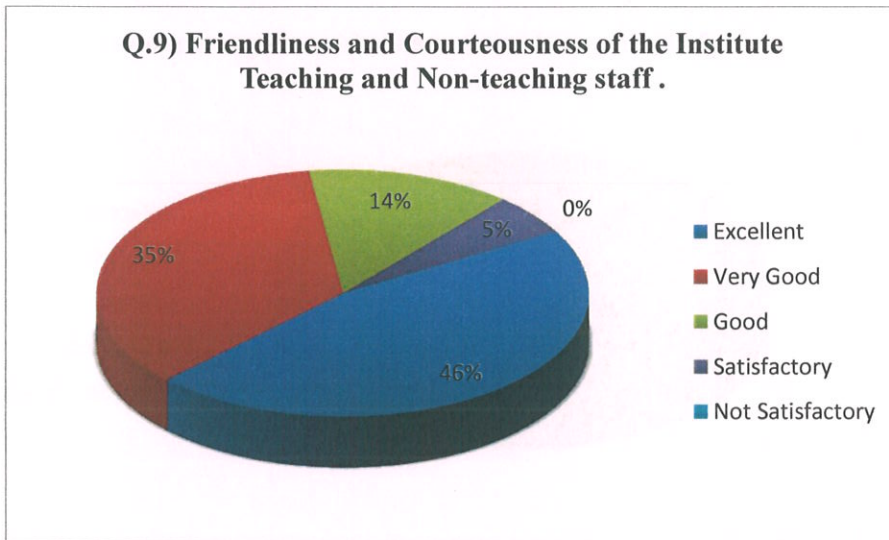
Q.8) 3 Learning resources and Infrastructure (i.e. Library Resources, Laboratory, Internet Access, Hostel facilities, Canteen facilities etc.) provided by the college.

	Grade	No. of Parents	Percentage
Q.8)	Excellent	15	40.54%
	Very Good	13	35.14%
	Good	5	13.51%
	Satisfactory	3	8.11%
	Not Satisfactory	1	2.70%



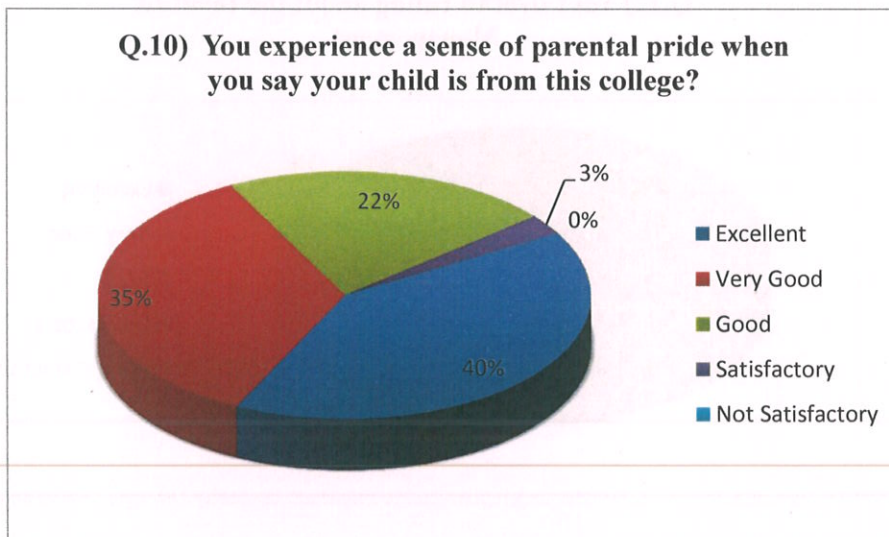
Q.9) Friendliness and Courteousness of the Institute Teaching and Non-teaching staff.

	Grade	No. of Parents	Percentage
Q.9)	Excellent	17	45.95%
	Very Good	13	35.14%
	Good	5	13.51%
	Satisfactory	2	5.41%
	Not Satisfactory	0	0.00%



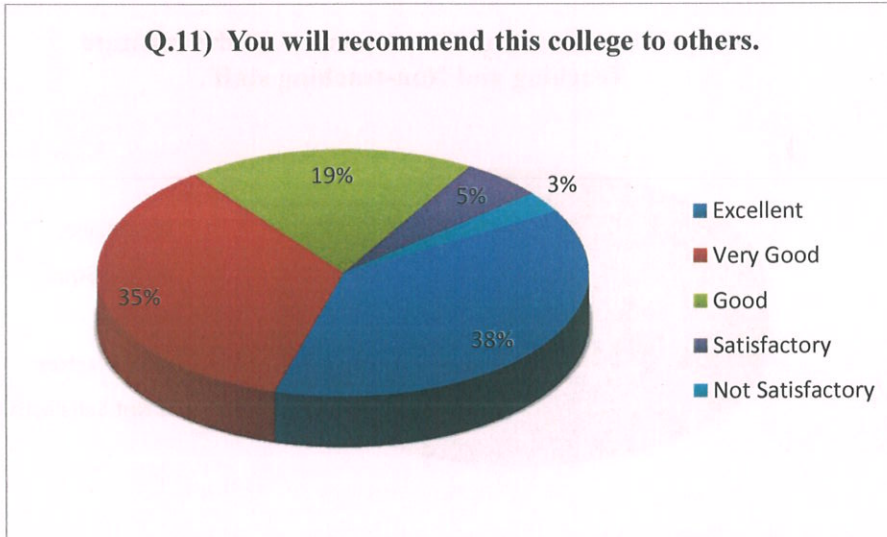
Q.10) You experience a sense of parental pride when you say your child is from this college?

	Grade	No. of Parents	Percentage
Q.10)	Excellent	15	40.54%
	Very Good	13	35.14%
	Good	8	21.62%
	Satisfactory	1	2.70%
	Not Satisfactory	0	0.00%



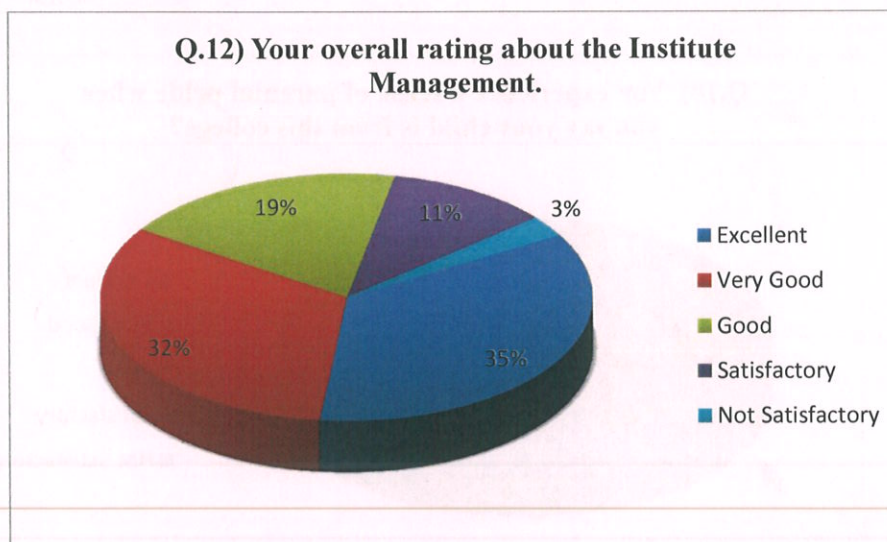
Q.11) You will recommend this college to others.

	Grade	No. of Parents	Percentage
Q.11)	Excellent	14	37.84%
	Very Good	13	35.14%
	Good	7	18.92%
	Satisfactory	2	5.41%
	Not Satisfactory	1	2.70%



Q.12) Your overall rating about the Institute Management.

	Grade	No. of Parents	Percentage
Q.12)	Excellent	13	35.14%
	Very Good	12	32.43%
	Good	7	18.92%
	Satisfactory	4	10.81%
	Not Satisfactory	1	2.70%



Analysis and outcomes:

1. Parents are satisfied with the good infrastructure of the college and have found it to be safe and secure for their children.
2. Parents also found that the children have a good learning experience in the college as a result of the good knowledgeable faculties teaching their children.
3. Parents are satisfied with the counsellors and the mentors provided by the college.

Recommendations and suggestions:

1. It was suggested that there should be more improvement made in the facility provided by the sports department.
2. Parents also felt that much more can be done to enhance and advance the softskills of the students.



IQAC

Govt. (Auto) College, Rourkela



Principal

Govt. (Auto) College, Rourkela

